



WE PUT THE ACTION IN TRACTION™

# STUD SELECTION GUIDE

---

Woody's offers a variety of snowmobile studs in order to serve the needs and desires of each unique outdoorsman and their vehicle. From the track to the trail and beyond, there is something for everyone.

Take a cruise through this stud selection guide to better understand the features and benefits of Woody's studs. As you near the end, you should feel confident in choosing the stud, or combination of studs, best suited for you.

# FIRST THINGS FIRST

## Determine Your Track Ply & Riding Style

---

Before selecting a stud, it is crucial to know your track ply. Is it single-ply or two-ply? Studs for single-ply tracks are designed with a shorter shoulder and a larger diameter head to produce the same stud retention as a two-ply track. **Studs designed for two-ply tracks should never be used in single-ply tracks, and vice versa.**

The next step is determining your riding style. Do you ride for fun, for work, or do you compete? Do you like to cruise around, or push your sled to its limits? Where will you be riding? These important factors contribute to the selection of your stud.

### RIDING STYLES:



#### Trail

Your ride is fed by snowy grounds and defined routes. You're somewhat unpredictable, going from aggressive cornering and high speed straightaways to cruising some ungroomed, compacted trails.

**Riding Conditions:** Groomed snowmobile trails, ungroomed trails with enough traffic to be compacted, bare or lightly covered ice



#### Utility

The phrase "all work, no play" doesn't necessarily apply to you. Your sled gets you where you need to go in a timely manner, no matter what the conditions are.

**Riding Conditions:** Bare or lightly covered ice, groomed trails, ungroomed trails, ditch lines, roads, fields, ski hills



#### Boondocking

You're up for a challenge – control is needed in order to play in the snow. If you had it your way, you'd rack up the miles in deep, loose snow, alternating from trails, to ditch lines, to fields. Making your own path sounds like a dream.

**Riding Conditions:** Ungroomed, low-traffic trails, ditch lines, unexplored grounds, two tracks, fields



#### Competition

Riding is more than a hobby to you, it's a lifestyle. You rely on speed, precision, and control while competing. Racing is your passion and whether it's an oval track, a drag strip, a hill climb, or a course, you're in search of the most competitive edge.

**Riding Conditions:** Ice ovals, ice drags, grass, dirt, snow, competitive courses, ski hills

### A FEW FEATURES & BENEFITS

Countless hours of research, development, and testing exist behind each of Woody's studs. Each detail serves a purpose and demonstrates why Woody's studs set the bar for the industry:

- **Zinc Plating** – Reduces corrosive effects of rust
- **60° Carbide Pin** – Protects the stud from wear and penetrates the terrain for effective traction
- **Stud Hex** – A hex bit fits snug into the stud head to prevent spinning while tightening the nut
- **Material** – Formed from steel and through-hardened for longevity and strength
- **Stud Shoulder Design** – Prevents over-tightening of support plate to avoid excessive pressure / track damage
- **Tip Design** – Ranging from 30° angles to flat tips for a multitude of terrains and riding styles
- **Patented Traction Master® Head Design** – These studs have a concave head that suction the track upon installation, providing extreme stud rigidity and support, minimizing potential stud pull-throughs, and resisting flexing under normal braking/acceleration. Dished outer head allows studs to be placed under drive and idler wheels if necessary.

## IT'S GO TIME!

Examine our studs and find your match. Locate the section of studs that apply to your track ply. Next, find the icon that corresponds with your riding style.

### RIDING STYLE LEGEND



Trail



Utility



Boondocking



Competition

## SINGLE-PLY Push-Through Style

Single-ply studs are specially designed for lightweight track technology and must be used with Grand Digger® support plates.



### Grand Master®

The most popular single-ply stud available for trail riding – also known as the Ski-Doo Phantom stud and is the only stud that allows you to keep your Ski-Doo track warranty. This durable stud penetrates easily into trails with hard packed snow and ice.



### The details...

- 60° carbide pin
- 1.2" head
- carbon steel
- zinc plated
- through-hardened
- 5/16" threads
- anti-rotation lines



### Grand Master Pro™

One step up from the Grand Master, this stud has a tip sharpened to match the angle of its 60° carbide insert, allowing for easier penetration. If you're looking for an extra bite of performance while riding trails or boondocking, this is it.



### The details...

- 60° carbide pin
- sharpened tip
- 1.2" head
- carbon steel
- zinc plated
- through-hardened
- 5/16" threads
- anti-rotation lines



### Grand Trigger™

The first-ever performance stud for single-ply tracks. Ideal on lake ice. This aggressive stud has a narrow, tapered shank that could carve a turkey.



### The details...

- 60° carbide pin
- narrow shank
- 1.2" head
- carbon steel
- zinc plated
- through-hardened
- 5/16" threads
- anti-rotation lines



## RIDING STYLE LEGEND



Trail



Utility



Boondocking



Competition

## TWO-PLY Push-Through Style

Push-through studs have a head and shank formed from one piece of steel, unless stated otherwise, increasing durability and ease of installation. Must be used with Digger® support plates for two-ply tracks.

### Gold Digger® Traction Master®



The industry's premier stud with rugged durability. Used to increase your ability to start, stop, and turn safely while riding trails and boondocking. Its patented track-trapping head provides unbeatable rigidity and support while its 60° carbide pin protects the stud from wearing out.



#### The details...

- 60° carbide pin
- 1.0" head
- carbon steel
- zinc plated
- through-hardened
- 5/16" threads
- patented track-trapping head

### Mega-Bite®



Designed with performance in mind, its carbide pin is surrounded by a patented design of four flat sides that increase surface area and paddle snow. You'll have no problem carving through grooves in hard-packed snow and icy trails. The aggressive features of this stud make it an obvious choice for maximizing traction and performance during trail riding and boondocking.



#### The details...

- 60° carbide pin
- 15/16" head
- carbon steel
- zinc plated
- through-hardened
- 5/16" threads
- anti-rotation lines
- patented shank design

### Trigger™



The lake ice stud for two-ply tracks – built to effortlessly penetrate with its narrow, tapered profile and provide ultimate traction in even the iciest conditions. Those with a need for speed in slick conditions should consider this effective option.



#### The details...

- 60° carbide pin
- narrow shank
- 15/16" head
- carbon steel
- zinc plated
- through-hardened
- 5/16" threads
- anti-rotation lines

### Signature Series™



An entry-level stud, affordable for beginners looking to increase safety and control in the trails. This stud is made from a corrosion-resistant stainless steel, keeping your studs looking good even when conditions get bad. Note: Stainless steel studs are less durable than carbon steel studs and are more susceptible to bend under high speeds.



#### The details...

- 60° carbide pin
- 15/16" head
- stainless steel
- 5/16" threads



### Chisel Tooth™ Traction Master®

The Chisel Tooth penetrates like a pointed stud while acting like a flat surface scooper, grabbing the terrain and moving the maximum amount of surface area. Its patented track-trapping head provides unbeatable rigidity and support. Those competing in ice/snow/grass drags are sure to get the hookup with this stud.

#### The details...

- 1.0" head w/ 5/16" threads
- 7/8" head w/ 7mm threads
- carbon steel
- zinc plated
- through-hardened
- patented track-trapping head



### Chisel Tooth™

Intent similar to the Chisel Tooth Traction Master, but offered in longer lengths of 1.630" & 1.860" which cannot accommodate the patented head design.

#### The details...

- 15/16" head
- carbon steel
- zinc plated
- through-hardened
- 5/16" threads
- anti-rotation lines



### Eliminator™ Traction Master®

This narrow profile race stud is ideal for drags, ice oval, cross country racing, and speed runs. Its intensely sharp 30° steel tip has the competitive edge needed to get you the holeshot.

#### The details...

- 30° steel tip
- 1.0" / 7/8" / 3/4" head
- 5/16" / 7mm / 1/4"-28 threads
- carbon steel
- zinc plated/phosphate coated
- through-hardened
- patented track-trapping head



### Modified Gold Digger® Traction Master®

An aggressive spin off the original Gold Digger for our athletes. Designed for enduro, ice oval, and cross country racing with a 60° carbide pin sharpened to a 45° point. Combine that with a patented track-trapping head and a tapered shank for technology that's sure to bring home the win.

#### The details...

- 45° sharpened carbide pin
- 1.0" head
- carbon steel
- zinc plated
- through-hardened
- 5/16" / 7mm threads
- patented track-trapping head



### Snocross

The Snocross stud is made from heat treated carbon steel with a 60° carbide pin – a sturdy combination. Its 1.860" length was created specifically for 1.750" lug tracks that come stock on Ski-Doo, Polaris, and Arctic Cat race sleds.

#### The details...

- 60° carbide pin
- 15/16" head
- carbon steel
- zinc plated
- through-hardened
- 5/16" threads
- anti-rotation lines



### Hollow Snocross/Hill Drag

Lighten your load and crank up the performance! This hollowed out stud is 30% lighter than the original Snocross stud, providing a serious weight advantage for increased speeds. Available in a two-piece construction for 1.750" lugs.

#### The details...

- 60° carbide pin
- 15/16" head
- carbon steel
- phosphate coated
- through-hardened
- 5/16" threads
- lightweight 2-piece construction



### Surface Savage™

The snow drag and hill climb dream. This stud is extremely lightweight and has the largest surface area in the industry. Available in a two-piece construction with a carbon steel body and a flat-tip aluminum cap. Mix and match with other 1.860" studs for the perfect traction pattern.

#### The details...

- flat tip aluminum cap
- 15/16" carbon steel head
- 5/16" threads
- lightweight 2-piece construction
- anti-rotation lines



## RIDING STYLE LEGEND



Competition


## TWO-PLY T-Nut Style

T-nut style studs are very popular in the world of competition due to their lightweight construction and ease of quick installation in the heat of the moment.



### Eliminator™ & Snap-Off® Eliminator™

A narrow profile race stud ideal for drags, ovals, and speed runs. Its sharp 30° tip aggressively penetrates the ice and provides extreme hookup. Available in regular t-nut and Snap-Off® styles for ease of installation. Extra slim profile available in some lengths.



#### The details...

- 30° tip
- carbon steel
- zinc plated
- through-hardened
- 0.37" thread length



### Titanium Eliminator™

This extra slim profile stud is 47% lighter than steel, ruggedly durable, and anti-corrosive. Ideal for drags, ovals, and speed runs. Its sharp, 30° tip has a bite that provides excellent hookup for a successful holeshot.



#### The details...

- 30° tip
- titanium
- 0.34"/0.39" thread length
- extra slim profile
- lightweight



### 40° Hooker® Eliminator™

Narrow profile competition stud for drags, ovals, and speed runs. Its sharp 40° tip hooks up on hard ice and has what it takes to get you the holeshot. These studs screw into Hooker plates for fast track-side changes.



#### The details...

- 40° tip
- carbon steel
- zinc plated
- through-hardened
- 0.165" thread length



### 40° Titanium Hooker® Eliminator™

The top-of-the-line stud for drags, ovals, and speed runs. This lightweight, titanium stud holds strong, time and time again under extreme speeds. These anti-corrosive studs screw into Hooker plates for quick installation.




#### The details...

- 40° tip
- titanium
- 0.165" thread length
- lightweight



### Chisel Tooth™ & Snap-Off® Chisel Tooth™

Available in a regular t-nut style and a Snap-Off® style for ease of installation. Excellent for ice/snow/grass drags. This stud penetrates like a pointed stud while acting like a flat surface scooper, grabbing the terrain and moving serious surface area.



#### The details...

- flat tip
- carbon steel
- zinc plated
- through-hardened
- 0.37" thread length



### Hooker® Chisel Tooth™

Designed for straight line traction and resistance to sliding corners during ice oval racing and grass drags. Made from through-hardened carbon steel with a flat tip that penetrates the terrain and moves surface area. These studs screw into Hooker plates for quick installation. If you want the holeshot, you've got it.



#### The details...

- flat tip
- carbon steel
- zinc plated
- through-hardened
- 0.165" thread length



### Titanium Chisel Tooth™

One of the strongest, most competitive studs out there – 47% lighter than steel and resistant to corrosion. This stud is very versatile and can be used for any style of drag racing.



#### The details...

- flat tip
- titanium
- 0.37" thread length
- 7mm thread
- lightweight advantage



### Wide Body Chisel Tooth™

The superior stud for grass drags and loose surface racing, as it grabs 30% more surface area than the original Chisel Tooth. Composed of carbon steel and through-hardened for durability.



#### The details...

- wide flat tip
- carbon steel
- zinc plated
- through-hardened
- 0.37" thread length
- 7mm thread



### Wide Body Chisel Tooth™ with CutBack

One step up from the Wide Body Chisel Tooth, this stud has a cutback on its underside for a weight reduction advantage. Lighten your load by 1g for every stud installed.



#### The details...

- wide flat tip
- carbon steel
- zinc plated
- through-hardened
- 0.37" thread length
- 7mm thread
- lightweight advantage



### Titanium Wide Body Chisel Tooth™

This titanium stud holds some high standards – not only with the traction it provides, but also the strength it possesses. The weight of this stud is only 53% of steel studs, meaning faster track rotation. This stud won't corrode and is ideal for grass drags where the surface is loose. Move the maximum amount of surface area with the minimum amount of weight.



#### The details...

- wide flat tip
- titanium
- 0.37" thread length
- 7mm thread
- lightweight advantage

## OTHER Track Screws

These screws can be used in single-ply and two-ply tracks and are a great way to up the traction while keeping costs low.



### Race Screw

A budget friendly option for hill climbs and snow drags. This screw has a sturdy shank with deep threads that anchor securely into the track lug. Its lengthy hex-shaped head has a large screw slot for self-cleaning.



#### The details...

- self-cleaning head
- steel
- through-hardened
- 1.5" length



## STUD SELECTION GUIDE

For 48 years, Woody's has been manufacturing quality traction products while providing exceptional customer service. Woody's has a variety of snowmobile studs to cover every style of riding, whether you're on the track, the trail, or exploring new grounds. Choosing the correct stud is important and should be based on your sled, riding style, and desired features. This Stud Selection Guide will explain the features and benefits of Woody's® stud line, and should leave you feeling confident about which stud is right for you.

Before we go any further, it is crucial to know your track ply. Is it single-ply or two-ply? Studs for single-ply tracks are designed with a shorter shoulder and a larger diameter head to produce the same stud retention as a two-ply track. Studs designed for two-ply tracks should *never* be used on single-ply tracks, and vice versa.

The next step is determining what style rider you are. Do you ride for fun, for work, or do you compete? Do you like to cruise around, or push your sled to its limits? Do you like to fish tail around the corners or have maximum control? These important factors contribute to the selection of your stud.



**Trail** Your ride is fed by snowy grounds and defined routes. You're somewhat unpredictable, going from aggressive corning and high speed straightaways to cruising some ungroomed, yet compacted trails.

**Riding Conditions:** Groomed snowmobile trails, ungroomed trails with enough traffic to be compacted, bare or lightly covered ice



**Mountain** You're in search of the deepest powder snow and won't stop until you find it! You rely on your light weight track for maximum traction and flotation while searching for high country open meadows. Boondocking never sounds like a bad idea. Most mountain tracks have tall lugs that can be difficult to stud, making Woody's® Fat Max™ the golden ticket when you need to break the crust and add traction.

**Riding Conditions:** Steep slopes, high-altitude terrain, deep powder snow



**Utility** The phrase "all work, no play" doesn't necessarily apply to you. Your sled gets you where you need to go in a timely manner, no matter what the conditions are.

**Riding Conditions:** Bare or lightly covered ice, groomed trails, ungroomed trails, ditch lines, roads, fields, ski hills



**Cross Country** You're up for a challenge where control is needed in order to play in the snow. If you had it your way, you'd rack up the miles in deep, loose snow, alternating from trails, to ditch lines, to fields. Making your own path sounds like a dream.

**Riding Conditions:** Ungroomed, low-traffic trails, ditch lines, unexplored grounds, two tracks, fields



### Race

Riding is more than a hobby to you, it's a lifestyle. You rely on speed, precision, and control while competing. Racing is your passion, whether it's an oval track, a drag strip, or a hill climb, and you're in search of the most competitive edge.

**Riding Conditions:** Ice ovals, ice drags, grass, dirt, snow, competitive courses, ski hills

Now that you have determined your track ply and riding style, it is time to examine our studs and find which style will be most beneficial for you. In this guide, Woody's® studs are sorted by single-ply and two-ply designs, and by push-through and t-nut styles. The studs will have icons next to their name to call out the riding style(s) they are appropriate for (trail riding, mountain riding, utility, cross country, racing).

### Stud Construction

There is a lot of thought put into Woody's® studs, and not just thought, but time, testing, and developing. Every detail has a specific function, and we have broken down our most popular stud, the Gold Digger® Traction Master®, to explain our design and why our studs are a leader in the industry.

#### Zinc Plating

Many of Woody's® studs are zinc plated to reduce the corrosive effects of rust. Silver and gold isn't just a line from a Christmas carol, it's a feature of Woody's® studs to keep them looking good all winter, regardless of harsh conditions. So let it snow, let it snow, let it snow.

#### Woody's® Gold Digger® Traction Master®

US Patent No. 5,234,266  
Canadian Patent No. 2,086,186

#### Patented Track Trapping Principle

The track trapping principle is a design patented by Woody's where the support plate and head of the stud are concave, suctioning the track in between. This design holds the studs rigid and minimizes the possibility of stud pull-throughs, while resisting flexing under normal braking and acceleration. The shoulder of the stud stops the support plate from being over tightened on the track, avoiding excessive pressure and track damage.

#### Fast Installation

Woody's® Stud Installation Tool makes installing studs easier and faster. The hex bit fits in the stud hex to prevent the stud from spinning while tightening the nut.

#### 60° Carbide Pin

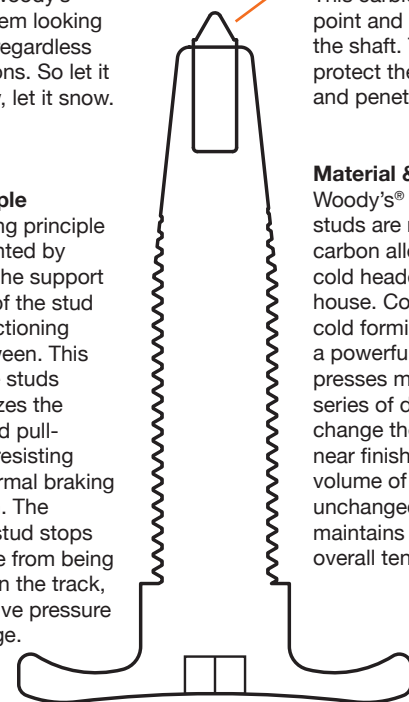
This carbide pin has a 60° point and is brazed inside the shaft. This pin serves to protect the stud from wear and penetrates the terrain.

#### Material & Form

Woody's® push-through studs are made from high carbon alloy steel, and are cold headed right here in house. Cold heading or cold forming is done with a powerful machine that presses metal wire into a series of dies and tools that change the metal into a near finished product. The volume of steel remains unchanged, but the process maintains or improves its overall tensile strength.

#### Dished Outer-Head

Concave shape allows studs to be placed under drive and idler wheels if necessary.







## SINGLE-PLY STUDS (PUSH-THROUGH STYLE)

### Grand Master®

This is the most popular single-ply stud available, and is recommended by Ski-Doo. The Grand Master® is made from carbon steel and is zinc plated to fight against corrosion. This stud is ruggedly durable, and penetrates easily into trails with hard packed snow and ice. This is the same stud as BRP's Ski-Doo Phantom stud, which is the only stud that allows you to keep your Ski-Doo track warranty. The Grand Master® stud must be used with Grand Digger® support plates.



- 60° carbide pin
- 1.200" head
- carbon steel
- zinc plated in silver
- heat treated
- 5/16" threads
- anti-rotation lines

### Grand Master Pro™

This stud is for single-ply tracks and is similar to the Grand Master®. The difference with the Grand Master Pro™ is the sharpened tip that matches the 60° carbide pin. This feature allows for easier penetration, making this stud more aggressive. The Grand Master Pro™ is zinc plated in gold to prevent corrosion and is made from carbon steel. If one were to ride or race cross country with a single-ply track, this would be the option for them. The Grand Master Pro™ is also ideal for someone who likes to be more aggressive while trail riding.



- 60° carbide pin
- sharpened tip
- 1.200" head
- carbon steel
- zinc plated in gold
- heat treated
- 5/16" threads
- anti-rotation lines

## TWO-PLY STUDS (PUSH-THROUGH STYLE)

### Gold Digger® Traction Master®

This is the most popular two-ply stud available. Its 60° carbide pin protects the stud from wearing out and digs into the hard packed, icy snowmobile trail, increasing the ability to start, stop, and turn safely. The Gold Digger® Traction Master® is made from carbon steel, which is harder than stainless steel, and is heat treated, making it wickedly durable. This stud has a tapered shank and is perfect for cross country riders and those who want to enjoy the trails while having control.



- 60° carbide pin
- 1.000" head
- carbon steel
- zinc plated in gold / silver
- heat treated
- 5/16" threads
- patented track trapping principle (head design)

### Mega-Bite®

The Mega Bite® is a carbon steel stud designed with performance in mind. It's 60° carbide pin is surrounded by a patented design of four flat sides that increase surface area, improving hookup and paddling snow. You'll have no problem penetrating through grooves in the hard packed snow and icy trails. The aggressive features of this stud make it an obvious choice for cross country and trail riders who are looking for maximum traction and power.



- 60° carbide pin
- 15/16" head
- carbon steel
- zinc plated in silver
- heat treated
- 5/16" threads
- anti-rotation lines
- Patented shank design

### Signature Series™

The Signature Series™ stud is made from a corrosion resistant stainless steel, keeping your studs looking good even when the conditions get bad. This stud has a 60° carbide pin that helps protect the body of the stud and cuts through the hard packed and icy trails, in addition to lake ice while snowmobilers are looking for the perfect ice fishing spot. This is an entry level stud, affordable for beginners who are looking for extra safety and traction.



- 60° carbide pin
- 15/16" head
- stainless steel
- heat treated
- 5/16" threads
- anti-rotation lines

### Trigger™

The Trigger™ is a very popular stud for lake ice because of its 60° carbide pin and its long, narrow profile. Those with a need for speed in icy conditions choose this stud because of its ability to easily penetrate, partially due to a shortened thread length. Ice racers who take an occasional slick trail should not second guess this stud option.



- 60° carbide pin
- 15/16" head
- carbon steel
- zinc plated in silver
- heat treated
- 5/16" threads
- anti-rotation lines

### Chisel Tooth™ Traction Master®



The Chisel Tooth™ Traction Master® stud is popular with riders who are looking to maximize their performance and hook up. This stud penetrates like a pointed stud while acting like a flat surface scooper, grabbing the terrain and moving the maximum amount of surface area. Those competing in ice drags, snow drags, and grass drags would be pleased with the results of this durable, heat treated stud.

### Chisel Tooth™



The Chisel Tooth™ stud is similar to the Chisel Tooth™ Traction Master® except it does not have the cupped head and comes in lengths of 1.630" and 1.860". It is intended for ice drags, snow drags, and grass drags, and penetrates like a pointed stud while acting like a flat surface scooper. The Chisel Tooth™ grabs the terrain and moves the maximum amount of surface area.

### 30° Eliminator™ Traction Master®



This narrow profile race stud is ideal for drags, oval ice, cross country, and snowmobile speed runs. Its sharp 30° steel tip aggressively cuts like a knife. The Eliminator™ Traction Master® has what it takes to get you the holeshot, as it is made from heat treated carbon steel with undeniable durability.

### 45° Modified Gold Digger® Traction Master®



Trail riders were all over the Gold Digger® Traction Master® like white on rice, so we created something similar for our racers. This stud is made from heat treated carbon steel and is designed for enduro, ice oval, and cross country racing. A 60° carbide pin has been sharpened to a 45° durable tip to penetrate the terrain and provide excellent hook up. With a patented track trapping head design and a tapered shank, this stud has technology that will bring home the win.

### 60° Snocross - 1.860"



The 60° Snocross stud is made from heat treated carbon steel and has a 60° carbide pin. It is 1.860" in length, which is correct for 1.750" lug tracks that come stock on Ski-Doo, Polaris, and Arctic Cat race sleds.

### Hollow Snocross/Hill Drag



This snocross/hill drag stud has been hollowed out, making it 30% lighter than the 60° Snocross 1.860" stud. It has a 60° carbide pin, is made from carbon steel, and is heat treated, all of which strengthen the stud for reliability and performance. The Hollow Snocross/Hill Drag stud has a two piece construction and comes in a 1.860" length.

### Surface Savage™



The Surface Savage™ is extremely lightweight and has the largest surface area of any stud on the market, making it the hill climbing and snow drag dream. It can be used in a single or double plate and is 1.860" in length. This stud can be mixed and matched with other 1.860" studs for the perfect traction pattern.



- 1.000" head with 5/16" threads
- 7/8" head with 7mm threads
- carbon steel
- zinc plated in gold
- heat treated
- patented track trapping principle (head design)



- 15/16" head
- carbon steel
- zinc plated in gold
- heat treated
- 5/16" threads
- anti-rotation lines



- 30° steel tip
- 1.000" head with 5/16" threads
- 7/8" head with 7mm threads
- 3/4" head with 1/4"-28 threads
- carbon steel
- zinc plated in gold / phosphate coated black
- heat treated
- patented track trapping principle (head design)



- 45° sharpened carbide pin
- 1.000" head
- carbon steel
- zinc plated in gold
- heat treated
- 7mm / 5/16" threads
- patented track trapping principle (head design)



- 60° carbide pin
- 5/16" head
- carbon steel
- zinc plated in gold
- heat treated
- 5/16" threads
- anti-rotation lines



- 60° carbide pin
- 15/16" head
- carbon steel
- zinc plated in gold
- heat treated
- 5/16" threads
- lightweight stud



- flat tip
- aluminum stud
- 15/16" carbon steel head
- 5/16" threads
- 1.860" length
- lightweight stud
- two-piece construction
- anti-rotation lines


## TWO-PLY STUDS (T-NUT STYLE)

Thread sizes on t-nut style studs may vary; check the threads before purchasing t-nuts to ensure the correct fit.

### 30° Eliminator™ & 30° Snap-Off® Eliminator™



This t-nut style, narrow profile race stud is ideal for drags, ovals and speed runs. Its sharp 30° steel tip aggressively cuts like a knife through hard ice and has what it takes to get you the holeshot. The 30° Eliminator™ is made from heat treated carbon steel with undeniable durability and is available in a regular t-nut style and Snap-Off® style for ease of installation.



- 30° steel tip
- carbon steel
- zinc plated in silver / gold
- heat treated
- 0.370" thread length
- extra slim profiles available in 0.820" and 0.920" lengths

### 40° Hooker® Eliminator™



This t-nut style stud is made of heat treated carbon steel with a tapered body and a 40° tip for effective penetration. The 40° Hooker® Eliminator™ can be put to the test on hard ice race tracks. This stud screws into hooker plates and provides extreme traction.




- 40° steel tip
- carbon steel
- zinc plated in silver
- heat treated
- 0.165" thread length

### Chisel Tooth™ & Snap-Off® Chisel Tooth™



The Chisel Tooth™ stud, available in a regular t-nut style and Snap-Off® style for ease of installation, is excellent for drags on ice and grass. This stud penetrates like a pointed stud while acting like a flat surface scooper, grabbing the terrain and moving the maximum amount of surface area. The flat tip of the Chisel Tooth™ will not follow existing grooves in the ice.



- flat steel tip
- carbon steel
- zinc plated in gold
- heat treated
- 0.370" thread length

### Hooker® Chisel Tooth™



The Hooker® Chisel Tooth™ is designed for straight line traction and resistance to sliding corners during ice oval racing and grass drags. Made from heat treated carbon steel, the Hooker® Chisel Tooth™ has a flat tip that penetrates the terrain and moves surface area. These studs screw into hooker plates for quick installation and are 0.800" in length. If you want the holeshot, you've got it.



- flat steel tip
- carbon steel
- zinc plated in silver
- heat treated
- 0.165" thread length

### Wide Body Chisel Tooth™



The Wide Body Chisel Tooth™ is 1.060" in length and is the superior stud for grass drags and loose surface racing. It is composed of carbon steel and heat treated for maximum durability, with zinc plating to protect against corrosion. This stud grabs 30% more surface area than the standard Chisel Tooth™ stud.



- flat steel tip
- carbon steel
- zinc plated in gold
- heat treated
- 0.370" thread length
- 7mm thread

### Wide Body Chisel Tooth™ with CutBack



This stud is exactly the same as the Wide Body Chisel Tooth™ except it has a cutback on the underside of the stud for weight reduction. Lighten your load by 1g for every stud installed.



- flat steel tip
- carbon steel
- zinc plated in gold
- heat treated
- 0.370" thread length
- 7mm thread

### Titanium Chisel Tooth™



The Titanium Chisel Tooth™ is without a doubt one of the strongest and most durable racing studs you will come across. It is 47% lighter than steel and will not corrode. This stud is 1.060" in length and can be used for any style drag racing you prefer.



- flat tip
- titanium
- 0.370" thread length
- 7mm thread
- lightweight

### Titanium Wide Body Chisel Tooth™



The Titanium Wide Body Chisel Tooth™ holds some high standards, not only with the traction it provides, but also the strength it possesses. The weight of this stud is only 53% of steel studs, allowing your track to spin faster. This titanium stud won't corrode and is ideal for grass drags where the surface is loose.



- flat tip
- titanium
- 0.370" thread length
- 7mm thread
- lightweight

### Titanium 30° Eliminator™



The Titanium 30° Eliminator™ has an extra slim profile for extreme penetration and is available in lengths of 0.820" and 0.920". The advantage of titanium makes it 47% lighter than steel, brutally strong, and anti-corrosive. The Titanium 30° Eliminator™ race stud is ideal for drags, ovals, and speed runs. Its sharp, 30° steel tip has a bite that will provide excellent hookup for a successful holeshot.



- 30° tip
- titanium
- 0.340" and 0.390" thread lengths
  - TELS-8202 (0.340" thread length)
  - TELS-8200 (0.390" thread length)
  - TELS-9200 (0.390" thread length)
- extra slim profile
- lightweight

### Titanium 40° Hooker® Eliminator™



The Titanium 40° Hooker® Eliminator™ is the top of the line stud for hard ice race tracks. It's strength is dependable, while its lightweight, anti-corrosive material provides maximum speed. This t-nut style stud screws into hooker plates for quick installation and comes in a 0.800" length.



- 40° tip
- titanium
- 0.165" thread length
- lightweight

### Race Screw



Woody's® Race Screw is for hill climbing and snow drags and has a sturdy shank with deep threads that anchor it securely in the track lug. This screw is made of steel and is heat treated to provide reliability and strength. The hex-shaped head has an aggressive height and a large screw slot for self-cleaning.



- self-cleaning head
- steel
- heat treated
- 1.500" length