


## FEATURES



- ◇ Fast-rolling center tread increases straight-line stability
- ◇ Angled shoulder knobs with numerous biting edges for cornering
- ◇ Heightened carcass profile for maximum steering assurance
- ◇ 15 degree knob angle ensures predictable sliding and extends life
- ◇ Optimized spacing for any terrain, from loose loam to hardpack
- ◇ 6-ply rated carcass minimizes flex in hard corners



- ◇ Fast-rolling center tread increases straight-line stability
- ◇ Angled shoulder knobs with numerous biting edges for cornering
- ◇ Heightened carcass profile for maximum steering assurance
- ◇ 15 degree knob angle ensures predictable sliding and extends life
- ◇ Optimized spacing for any terrain, from loose loam to hardpack
- ◇ 6-ply rated carcass minimizes flex in hard corners



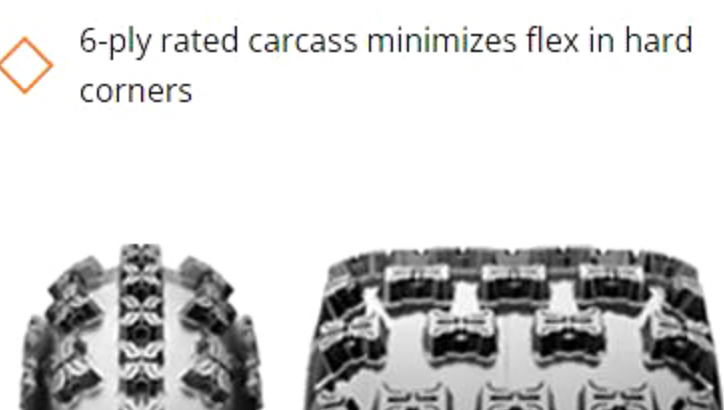
- ◇ Fast-rolling center tread increases straight-line stability
- ◇ Angled shoulder knobs with numerous biting edges for cornering
- ◇ Heightened carcass profile for maximum steering assurance
- ◇ 15 degree knob angle ensures predictable sliding and extends life
- ◇ Optimized spacing for any terrain, from loose loam to hardpack
- ◇ 6-ply rated carcass minimizes flex in hard corners



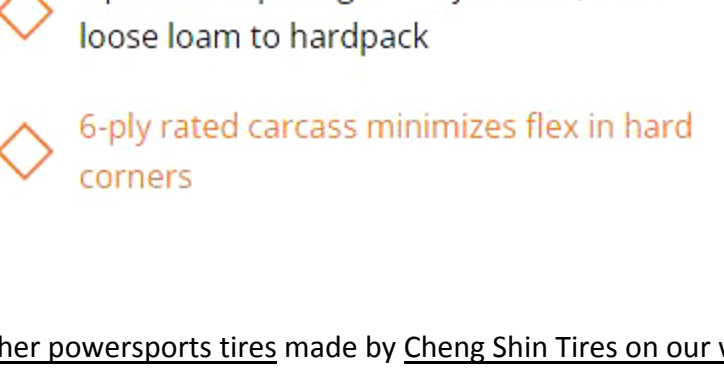
- ◇ Fast-rolling center tread increases straight-line stability
- ◇ Angled shoulder knobs with numerous biting edges for cornering
- ◇ Heightened carcass profile for maximum steering assurance
- ◇ 15 degree knob angle ensures predictable sliding and extends life
- ◇ Optimized spacing for any terrain, from loose loam to hardpack
- ◇ 6-ply rated carcass minimizes flex in hard corners



- ◇ Fast-rolling center tread increases straight-line stability
- ◇ Angled shoulder knobs with numerous biting edges for cornering
- ◇ Heightened carcass profile for maximum steering assurance
- ◇ 15 degree knob angle ensures predictable sliding and extends life
- ◇ Optimized spacing for any terrain, from loose loam to hardpack
- ◇ 6-ply rated carcass minimizes flex in hard corners



- ◇ Fast-rolling center tread increases straight-line stability
- ◇ Angled shoulder knobs with numerous biting edges for cornering
- ◇ Heightened carcass profile for maximum steering assurance
- ◇ 15 degree knob angle ensures predictable sliding and extends life
- ◇ Optimized spacing for any terrain, from loose loam to hardpack
- ◇ 6-ply rated carcass minimizes flex in hard corners



- ◇ Fast-rolling center tread increases straight-line stability
- ◇ Angled shoulder knobs with numerous biting edges for cornering
- ◇ Heightened carcass profile for maximum steering assurance
- ◇ 15 degree knob angle ensures predictable sliding and extends life
- ◇ Optimized spacing for any terrain, from loose loam to hardpack
- ◇ 6-ply rated carcass minimizes flex in hard corners