




CARRILLO



THE
CHOICE
CONNECTION

PRODUCT CATALOG v2

PISTONS - CONNECTING RODS - PINS - RINGS -



- FASTENERS - LOCKS - GASKETS - BEARINGS



The success on and off the racetrack has made CP-Carrillo more than a pistons and rod manufacturer - it has come to stand for a way of doing things: with spirit, flair, courage, instinctive intelligence and teamwork.

*There are many unmistakable characteristics that define CP-Carrillo – **quality, reliability, performance, and innovative design.** Yet it is the combination of these characteristics that makes our brand so unique.*

The dedication and determination that we bring to building our pistons and connecting rods is more than any other trait, power is the defining characteristic at the heart of our brand. In the way we do business, its total self-confidence – delivered with a sense of understatement. The CP-Carrillo way is to make things appear as effortless as possible.

Building a CP-Carrillo piston and rod using the finest quality materials takes time. Yet, while others may do things 'meticulously' or 'painstakingly', CP-Carrillo has always been about passion. In fact, our entire reputation rests on the experienced skills and passion of our people.

Back towards the end 2009, CP Pistons and Carrillo Industries merged to create CP-Carrillo. Built on the foundation to better service those with a desire to build high quality race engines. With two great companies coming together, we were able to expand our catalog and offer you a product line that was once only available as custom items, with custom prices. We have combined our state of the art manufacturing/engineering facilities and can proudly continue to say that all of our pistons and connecting rods are **MADE IN THE USA.**

CP-Carrillo is now set up to be your one stop source for pistons and rods. Our extensive product line consists of pistons and connecting rods for Domestic, Diesel, Drag, Sport Compact, Vintage and European applications. There is hardly a make or model we do not cover. We offer unparalleled tech support and customer service, making it easy for you with one phone call, pay one shipping charge, receive one invoice all while talking to our support center whose main goal is helping you succeed.



TABLE OF CONTENTS

INTRO TO CP-CARRILLO	2
TABLE OF CONTENTS	3
RICH TRADITION	4
DESIGN & ENGINEERING	5
Piston Features	5 - 8
Rod Features	9 - 10
BULLET PISTONS	
Chevrolet	12 - 28
Ford	28 - 33
Chrysler	34 - 35
Buick	36
Australian Holden	36
Oldsmobile	36
Pontiac	36
BULLET RODS	
Chevrolet	38 - 39
Ford	39
Mopar	39
DOMESTIC PISTONS	
Chevrolet	40 - 44
Buick	44
DOMESTIC RODS	
Chevrolet	45 - 52
Dodge / Chrysler	52 - 54
Ford	54 - 56
TOP FUEL & ALCOHOL PISTONS & RODS	
Chrysler	57 - 61
IHRA/NHRA APPROVED 63 - 66	
DIESEL PISTONS & RODS	
GM	69 - 73
Chrysler	69 - 73
Ford	69 - 73
SPORT COMPACT PISTONS	
Acura / Honda	75 - 82
Dodge Neon	82
Ford	83
GM	84
Hyundai	84
Mazda	84
Mitsubishi	85 - 89
Nissan/Infiniti/Datsun	89 - 92
Subaru	93 - 94
Toyota/Lexus	94 - 96
SPORT COMPACT RODS	
Chrysler/Dodge	97
Ford	97 - 98
GM	98
Honda/Acura	99 - 100
Mazda	101
Mitsubishi	102
Nissan/Infiniti/Datsun	103 - 104
Subaru	105
Toyota/Lexus	105 - 106

EUROPEAN PISTONS	
Audi/ VW	109 - 110
BMW	110
Peugot	111
Porsche	111
EUROPEAN RODS	
Alfa Romeo	112
Citroën	112
BMW	112 - 114
Cosworth	114
Ferrari	115
Jaguar	115
Lamborghini	115
Lancia / Fiat	115
Lotus	116
MG / Sprite	116
Mini Cooper	116
Opel	116
Peugot	116
Porsche	117 - 119
Saab	119
Triumph	119
Volkswagen/Audi/ Skoda/Seat	120 - 121
Volvo	121
POWERSPORTS PISTONS	
Artic Cat	124
CanAm	124
Honda	124 - 127
Husqvarna	127
Kawasaki	128 - 130
KTM	130
Polaris	131
SeaDoo	131 - 132
Suzuki	132 - 134
Yamaha	135 - 138
POWERSPORTS RODS	
Aprilla	139
Artic Cat	139
BMW	139
BSA	139
CanAM	140
Ducati	140 - 141
Honda	141 - 143
Husqvarna	144
Indian	144
Kawasaki	144 - 147
KTM	147 - 148
Matchless	148
MotoGuzzi	148
MZ	148
Norton	148
Polaris	148 - 149
Rotax	149
SeaDoo	149
Suzuki	150 - 153
Triumph	154
Vincent	154
Weber/ Hydrospace	154
Yamaha	155 - 159

HARLEY DAVIDSON PISTONS & RODS	
Pistons	161 - 165
Rods	165
HARDWARE & ACCESSORIES	
Rings	167 - 178
Pins	179 - 183
Wire Locks	184
Kramm Locks	185
Spiral Locks	186
Rails/ buttons	187
Fasteners	188 - 191
Bushing	192
Gaskets	193 - 199
Bearings	200 - 202
TERMS & CONDITIONS AND OTHER FORMS	
Terms	203
MAP	204
Apparel	205

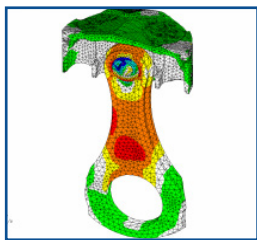




RICH TRADITION


We design and manufacture pistons and rods in house, and have additional components, such as wrist pins, locks, rod fasteners, bearings, gaskets etc made to our exclusive specifications. When a customer purchases all of these components together we coordinate their designs and specifications to allow these parts to integrate precisely and match the customer's intended usage. This is an advantage that virtually no other piston or connecting rod manufacture can claim.

At CP-Carrillo we have associations with many of the leading teams in all sectors of motorsports. We are constantly working with them testing new ideas regarding piston and connecting rod configurations. When positive results are realized, we incorporate these innovations into many of our custom and off the shelf products. An example of this is our work on piston stabilization in the bore. We have developed some advanced skirt shapes that reduce friction and unwanted piston movement in the bore and yield better ring sealing and less piston wear. When new developments in the areas of the rings and pins appear, we are one of the first to test and verify their effectiveness. If we find these beneficial we incorporate them into our products to give our customers that "extra edge" they expect from CP-Carrillo. Another example of how CP-Carrillo transfers what we learn to our customers is our Aluminum connecting rod program. Customers approached CP-Carrillo because they needed an alternative Aluminum rod supplier. Having close to 50 years of steel connecting rod manufacture expertise and the tools to work with aluminum, we put our heads together and designed Top Fuel and Alcohol Aluminum connecting rods to work in perfect harmony with our pistons, further confirming the integration of our products together.




Setting Us Apart from the Competition

We continue investing in the latest manufacture and design equipment, including new CNCs, CMM, FEA, and Cadcam systems to improve our speed and accuracy in the design, testing and manufacturing of our parts. Along with extensive testing with some of the top names in motorsports, design profiles are continuously updated to give you the best piston and rod available. All of our customers, from the street enthusiasts to the professional racers, continue to realize the advantages of these investments.



Meeting Your Expectations

Consistent quality remains our number one goal and we pride ourselves on our extensive multi-level inspection process and quality control programs. Our climate controlled inspection department is one of the most advanced in the industry and is outfitted with computerized electronic equipment designed specifically for CP-Carrillo



80,000 Square Feet of Service

Our Southern California facility boasts over 3000 inventoried off the shelf piston and rod designs to provide you with the best delivery and accommodate the widest variety of applications in the industry. With a dedicated sales staff of 200+ years of combined industry experience, we continue to dedicate our efforts as the leader of high performance racing pistons and connecting rods.




Leader of the Pack

Being in front is what racing is all about. CP-Carrillo can get you there by producing high performance pistons and rods specifically designed for your racing application - from Street racer all the way up to Top Fuel and Alcohol classes - Let CP-Carrillo put you in the winner's Circle!

Custom pistons and rods are the backbone of any true hardcore racing engine and that's where CP-Carrillo excels. Our Engineering department started off analyzing the competition, gathering industry data and deciding to make the highest level of custom pistons & rods, period. The heart and soul of our custom pistons & rods is built through our Engineering Department and its resources. This department is made up of several factors that push them ahead of the competition; Reverse Engineering, Design Experience and Flexibility, Analysis and R&D. As in racing, it takes a lot to be number one; here at CP-Carrillo we have it all and are number one in piston and rod design, enabling our customers to come in first on race day.

PISTON FEATURES

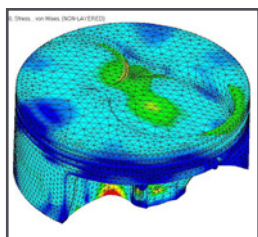
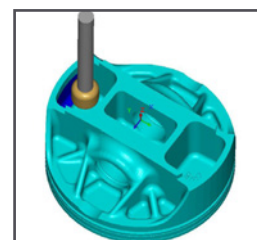


Reverse Engineering

Our Reverse Engineering encompasses: sample pistons, blueprints, chamber molds, a cylinder head, or 3D models supplied by a customer. We employ advanced scanning technology to reverse engineer any head or dome shape and incorporate 5 axis machining capabilities to produce a perfect match for any application. All scanning and 3 dimensional designs are confidential and done in-house, making sure that you get the most accurate piston possible.

Design Flexibility

Design Flexibility is one of the most important things at CP-Carrillo. What we learn from our extensive OE involvement allows us to take piston designs to new levels and share that directly with our customers. Our vision for future designs entails all related components, designing the piston, rings, locks, wristpin and rod all around each other, ensuring you get the best piston-rod assembly the industry has to offer, a feature no other manufacture can claim.



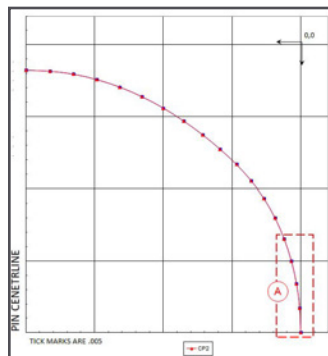
Analysis

Analysis is the key to our designs. We utilize the leading pre and post-processor finite element analysis, while incorporating advanced nonlinear and thermal FEA capabilities. We can solve a wide variety of complex structural and thermal problems including coupled thermal-structural investigations while our software enables us access to meshing and CAD integration tools.

Cam and Barrel

The Cam is the shape around the skirt of the piston and the barrel is the shape from under the oil ring to the bottom of the skirt. Extensive research and development has been done to find the optimum skirt shape for each piston. These shapes have been found to seal up cylinders and reduce harmonics in the bore better than ever before. Depending on the forging and application, different cam and barrel profiles are utilized for maximum performance. Having the correct cam and barrel on a part promotes the following:

1. Tighter clearances
2. Less noise
3. Better ring seal
4. More power
5. Increased durability



PISTON FEATURES

Anti Detonation Grooves (Contact Reduction Grooves)




Also known as contact reduction grooves, which limit the piston/cylinder contact during high temperature and high RPM. These grooves also protect the top ring by disrupting detonation waves.

Accumulator Groove



V-shaped groove machined in the 2nd ring land that adds to the volume between the top and second ring. This groove accumulates residual gasses from combustion which alleviates top ring flutter and premature second ring wear, improving ring seal.

CP Groove



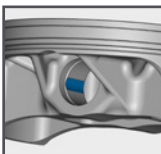
CP Groove stands for Constant Pressure Groove. This groove is as a channel on the lower part of the top land and equalizes pressure to the top ring groove. When used in combination with lateral gas ports, the CP groove helps keep gas ports clear of carbon build up. In addition, the CP groove prevents the top land from smearing into the top ring if the land rubs the cylinder bore

Double Pin Oilers



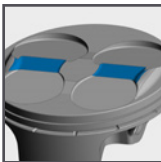
Double Pin Oilers (opposed to single pin oilers), in conjunction with our annular reservoir, can add twice the amount of oil from the cylinder wall to the wristpin bore. This is a standard option on any piston that receives forced pin oiling.

Broaches



Broaches are horizontal slots in the pinbore designed to allow oil to enter between the wristpin and pinbore. Broaches are also used to accommodate the wristpin shape under compression, as it can become somewhat oval and needs room in order to alleviate galling.

Combustion Trough

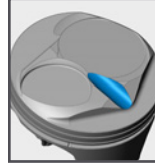


A term used to describe a feature on the piston crown between the intake and exhaust. Ignited air/fuel mixture on flat top and dish pistons typically have better flame travel than a dome piston. Flame travel on dome pistons can be improved with "fire slots" and/or a combustion trough.

Pin Fitting

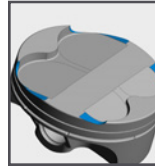
The pin bore is precision honed to attain an exact pin clearance. Depending on the application clearances typically range from .0003 to as much as .003 between the wristpin and bore.

Plug Reliefs and Fire Slots



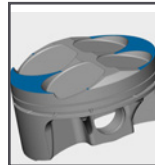
Various machined slots and reliefs that are used to promote clearance for the spark plug. The plug relief is generally a plunged ball end mill, where the fire slot is a trough in the piston that helps move the spark towards the exhaust side of the chamber.

Clip Cuts




Additional cuts that are on the edge of the piston (generally near the valve reliefs) and used to deburr or un-shroud the valves while still on the CNC machine.

Straight Cuts



Cuts that are used to create the deck surface on a piston. These are generally used on 4 valve pistons and the compression height is generated from this cut.

Slant Cuts



Cuts that are used over the valve reliefs in order to un-shroud the area around the valve.

Plunge Pocket(s)



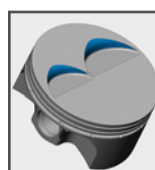
Valve reliefs that are machined in a plunged or circular fashion, designed to leave a boundary around the perimeter to achieve higher compression.

Tulip Pocket(s)



Valve reliefs that have a protrusion in the center of the valve pocket to match the underhead shape of the valves. This helps when max compression is the goal.

Radius Valve Reliefs



A Radius valve relief is created by using a form tool (or done in a 3D fashion) to roll the edge of the valve relief. Often times we generate radii from valve relief to valve relief (see VR Sweep) as well and this is used to improve flame travel and cross flow in the combustion chamber during the overlap stroke.

VR Sweep



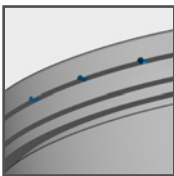
Swept valve reliefs relieve fuel puddling and shrouded valves for a better fuel curve and allow the engines operation to improve during the overlap stroke.

Kellered Dome/ 3D Crown Machining



Special engineering and manufacturing processes that matches the piston crown precisely to the cylinder head to get max compression when needed. This can also be used to regenerate a hand massaged piston crown on the CNC for ease of duplication.

Lateral Gasports



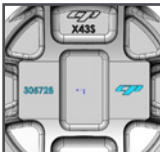
Lateral gas ports are horizontal slots in the top of the top ring groove and they provide a passage for combustion pressure to get behind and above the top ring, increasing ring seal with reduced radial rings. Lateral gasports are often used over the vertical option when carbon build up (which could clog vertical gasports) may be an issue.

Vertical Gasports




Vertical holes from the deck of the piston to the back of the top ring groove which allow combustion pressure to directly enter the top ring groove area for maximum ring seal. When not under load, the ring has normal tension for reduced friction. These are most commonly used for drag race applications.

Custom laser logo/Serialization



CP-Carrillo offers custom laser marking such as serialization, bar-coding, text, including any TrueType font, alphanumeric serial numbers, data codes, logos, part numbers, graphics, and data matrix codes.

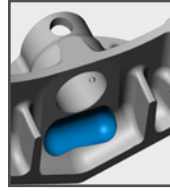
Piston and Rod Combination optimization



CP-Carrillo coordinates piston-rod designs and specifications to allow these parts to integrate precisely and match the customer's intended usage. This is an advantage that virtually no other piston or connecting rod manufacture can claim.


INTERNAL MILLING FEATURES

Plunge bosses



Machining process done to the pinboss that removes material, either internally or externally, for added weight savings.

Shelf mill



A milling program that removes weight on the shelf of the piston below the oil ring, only needed on forged side relief or "X-Style" pistons when certain design criteria makes it necessary. There are many different options, all depending on pin length, desired skirt width and the amount of weight to be removed.

Rotary skirt mill



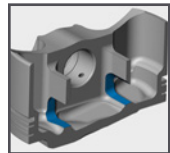
Skirt milling is a procedure that removes material from the inside of the skirts to remove weight. This option should be carefully analyzed for the application, as excessive milling may lead to shortened piston skirt life.

Window Mill Skirt




An additional milling procedure that removes material and weight from a small box shaped portion of the piston skirt and only reduces the skirt strength by a small amount.

Box Window Milling



These windows can be used with fully boxed pistons and allow for oil to reach the small end of the rod during engine operation and also remove unnecessary weight from the piston. Not all boxed pistons need these windows; it depends on application and duration of usage.

Underhead Milling (Lighten Up with MIL)



Among the many unique technological advances CP-Carrillo uses to ensure our customer's performance edge, Maximum Internal Lightening (MIL™) has quickly become one of the most effective. Although CP-Carrillo has one of the largest ranges of forgings available in the industry, there are still times when a customer's requirements may result in a piston that is not an ideal match to the forging used. As a result, some areas may be thicker than the application may require.

As we all know, more weight means a slower acceleration curve and more strain on the other internal components. Our MIL process allows us to remove that unnecessary material, freeing up that horsepower and reducing the load on the other components in your engine. An advantage that virtually no other piston or connecting rod manufacture can claim.

PISTON FEATURES

FORGINGS AND BILLETS

Round Forgings



The most common type of forgings and have the side relief machined into the piston versus having it forged like the forgings

below. Since machining the side relief takes place, it allows flexibility for different styles depending on the application and final weight of the design. The bottom band can be left on for use of buttons, or it can be machined off to remove weight or help large stroke engines that come out of the cylinder at BDC.

X-Forgings



X-Forgings are designed to minimize friction and reduce weight without compromising strength. They have the side of the piston forged and their pin bosses

moved inward toward the center, allowing the use of a shorter wristpin. With the use of different strut angles and bracing, an X-Forging is configured by adjusting the weight balance between high and low stress areas.

Box style Forging



Box type pistons also have their pin bosses moved inward toward the center of the piston, but include an additional rib to

strengthen the deck of the piston and pin bosses. These too allow the use of shorter wristpins which promotes reduced wrist pin deflection. The box structure actually creates a "box" around the small end of the connecting rod. These pistons are not always lighter, but are typically stronger than traditional round style pistons and typical X-Forgings.

Billet



A billet is made from a bare aluminum cylinder (extruded bar stock) and is the same material as the forgings. This approach gives us the ability to create any geometry desired and is often used when a forging is not available for a given application, or they can be chosen for prototyping before a new forging design is released. Although we have many forgings, sometimes preference is still a billet, as it is a free-form process ensuring a perfectly matched result every time. We offer several different finishes on our billets and the price is determined accordingly. Depending on what tools can be used, how many edge breaks/rounded corners are preferred and tool step over on the program – all determine spindle time. We are also able to place the center of gravity in "X" and "Y" at the center point of the piston when feasible and create a balanced piston for tighter piston to cylinder head clearances. Shot peening is always an option on a billet and when done, it makes the fully machined underside appear very similar to a piston on a forging.

COATINGS

Hard Anodize



Anodizing the piston reduces wear and material transfer. Anodizing can be done to the entire piston or a selective area depending on its usage. Anodizing the entire piston has been shown to be very durable in drag racing applications, but some pistons require only the ring groove(s) anodized in order to lessen the chance of micro-welding the ring to the aluminum groove.

Ceramic Crown Coating



This coating reflects heat into the combustion chamber and away from the piston crown, while lowering piston temperatures for increased part life. The engine can experience improved combustion and performance as a result of heat being reflected back into the fuel charge.

Skirt Coat / Moly Dry Film Coating



The application of molybdenum to the piston skirt, used to reduce friction between the piston and the cylinder during engine operation. It also helps during cold start ups and high temperature operation where a substandard oil barrier on the cylinder wall could exist.

Oil Shed Coating

Applied to the underside of the piston, this coating reduces the reciprocating mass by repelling oil from internal moving parts.

WPC Treatment



WPC is a treatment that enhances the surface to reduce friction by firing ultra fine particles towards the surface of a piston or wristpin at very high speeds. The thermal discharge permanently changes the surface, strengthening the structure and creating a harder more durable final product.

Its unique micro-dimple formation pattern greatly reduces friction and helps retain oil.

ASF Treatment



Besides the obvious shine, ASF (Accelerated Surface Finishing) deburrs and smoothes the surface which reduces carbon build up, possibility of stress risers and also aids in shedding oil from the piston underside. There are different approaches that can be taken, either the entire piston can be treated, or just the dome and underside depending on when the process takes place.

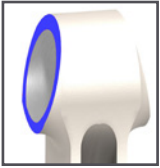
**** Consult your CP-Carrillo tech associate before deciding on which feature or coating works best for you ****

CONNECTING ROD FEATURES

CP-Carrillo leads the way in High Performance design. ▶▶▶▶

Here are some of Carrillo's popular features for the rod designs. If you have some unique feature in mind, please contact our Sales Technicians to inquire about incorporating it into a rod design.

Tapered Pin End



To reduce reciprocating mass or accommodate piston design, the pin end width could be tapered.

PE and/or BE Lapped finish




Instead of a standard finish, the pin end and big end thrust face are lapped to obtain a finer finish.

Super Hone Finish



A mirror finish with less than 4 RA on the wristpin bore.

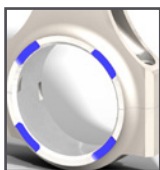
Lipped Cap and Lipped Cap Relief



When tension loads on connecting rods reach the higher limits of today's automotive engines we have seen an improvement in the big-end integrity by slightly increasing the contact area between the cap and the connecting rod itself. Carrillo's Lipped-Cap design achieves this goal with minimal additional weight.

Because tension weight is a product of stroke, piston weight and RPM, this feature is great for very extreme applications.

Grooves in Thrust face




For weight reduction and reduced contact friction, grooves are machined on the big end thrust faces.

Bushings and split bushing



Carrillo's bushings are generally manufactured from Aluminum/ Silicon/ Bronze. As a custom connecting rod manufacturer we also offer a variety of other material such as Nickel/Tin/Copper and Beryllium Copper. In special and limited applications Carrillo offers the option to run rods without bushings. This option requires the use of a special coated pin. Please consult our technical sales engineers for application information.

FPO (force feed oiling)



Force Feed Oiling, or Forced Pin Oiling (FPO), in actuality does not offer forced or pressurized oiling. However, by installing a slot behind the bearing and a hole through the center of the rod we have established a reservoir that supplies oil underneath the wrist pin when the connecting rod is pulling mass down the cylinder. It is most effectual on one of the four strokes of the engine cycle and certainly contributes to the longevity.

Bolts



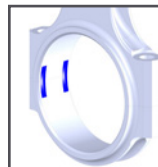
Carrillo offers a variety of fasteners, in various sizes, including metric and materials such as H-11 steel (WMC) and multiphase MP35N (CARR).

Finite Element Analysis (FEA)



Computer generated stress analysis of con rods.

Double Locks



To provide flexibility for a rod with different bearing configurations or for rods that require double bearings.

Custom Laser Mark/ Serialization



Carrillo offers custom laser marking such as serialization, barcodes, text, including any TrueType font, alphanumeric serial numbers, date codes, logos, part numbers, graphics, and data matrix codes.

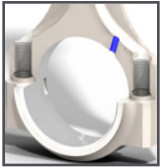
Arc Groove



The arc grooves guides oil from the 10&2 oil holes towards the 6 o'clock position of the PE. Since the grooves are running out before reaching the 5 & 7 o'clock position, the full bearing surface under compression load is effective.


ROD FEATURES

BE Oil Squirters



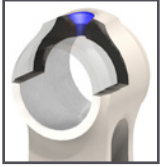
This oil hole in the Big End neck allows pressure fed oil to squirt additional oil to the cylinder walls on the thrust side of the piston.

Dowel Pin



The dowel pin is the alternative option to ring dowels for locating the rod cap. It allows the bolts to be positioned closer to the big end bore for improved big end stability. Also allows for additional rotating clearance of fitting smaller bores.

Oil Reservoir on PE




A larger "funnel" at the top oil hole gives a better chance to collect oil for the PE lubrication. It is often combined with a PE bump out.

PE Radius



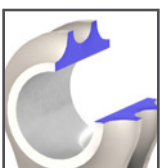
All Carrillo non-bushed rods are manufactured with a 0.020" radius as a standard. This option gives the opportunity to increase the radius if required for reduced edge loading.

Radius Groove




This feature creates an oil reservoir within the PE ID and distributes the oil towards the areas of high contact pressure.

Ribbed PE




This feature has the H-Beam design extended around the PE-strap for increased stiffness/minimum PE distortion under inertia load. An option that is used for high engine speed applications.

Radius Slot



The radius slot represents the well-known and durable standard Carrillo H-Beam Rod design.

Square Slot



A reduced radius in the H-beam slot allows for additional weight saving with minimal compromise of rod rigidity. Ideal for applications that are critical on meeting a low target weight.

Tapered H-Beam




The strong H-beam configuration can handle extreme engine loads. The tapered beam allows for some weight saving on the reciprocation end and gives increased clearance for fully boxed pistons.

Straight H-Beam



The stoutest beam configuration available. It is capable to handle the most abusive forces in an engine.

A-Beam



A light weight rod design for high engine speeds and limited cylinder pressures.

Super A-Beam



With an increased beam thickness, the Super A-Beam design has a higher load capacity than the regular A-beam design.

Bearings



Carrillo can source Clevite bearing shells for most applications where the bearing shells and can help find a bearing to replace a babbitted application.

Stepped h-beam rod



The narrowed h-beam allows for more weight savings for applications limited cylinder pressures

Stepped big end



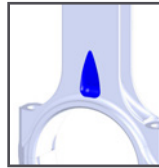
With an increased big end thickness, the big end housing becomes more rigid. Allowing for larger bolts while minimizing the increase in reciprocating weight.

Pin end pocket



The pocket relieves peak stresses at the 6 o'clock position of the pin bore. The pocket will not always result in a reduction in weight.

Big end pocket



The big end pocket relieves peak stresses at the 12 o'clock position of the big end bore. The pocket will not always result in a reduction in weight.

Short Bolts



We offer short bolts in select sizes for improved rotating clearance. Combined with dowel pins for additional clearance.



A new division of CP-Carrillo that will *revolutionize* the way you think about *high performance* pistons and connecting rods.



The Game Has Changed

As the global economic climate continues to change, CP-Carrillo is proud to announce a new product division to stay current as the industry shifts to new directions. This series of pistons and rods will be the flagship for this new venture and will incorporate everything that has made CP-Carrillo the industry leader. Inspired by the top forms of motorsports, our goal is to offer a piston and rod alternative by introducing a high quality product at a reasonable price.

Whether it is engineering or manufacturing, CP-Carrillo is constantly looking for ways to make our parts better. Extensive research and development along with centralized manufacturing cells have enabled CP-Carrillo to accomplish this goal and pass along the savings to our customers. Our restructured profit margins allow us to stay competitive and still offer a superior product while maintaining our core philosophy, to make the best part available for your application.

What Makes This Possible

Many people know that CP-Carrillo continues to be the leader in the high performance piston & rod market. What people may not know is that CP-Carrillo is home to one of the most advanced, state of the art piston and connecting rod manufacturing facilities in the world. Our facility and capabilities are second to none in this respect and this new division of CP-Carrillo is a perfect fit into an already advanced system. So what makes this possible?

- Centralized manufacturing cells
- Application specific forgings and hardware
- Larger production runs
- Available off the shelf
- Same machines and tooling as CP-Carrillo

What Does This Mean For You

This means added savings for you and your customers without compromising your reputation. CP-Carrillo has built a strong name for itself in every form of motorsports and with the introduction of this new division, CP-Carrillo can now offer you some of the highest quality pistons and connecting rods at a very affordable price.

Bullet Piston Features

- Pistons balanced ± 1 gram
- Available of the shelf
- Manufactured from 2618 for strength and durability
- Dual forced pin oilers
- Contact reduction grooves
- Accumulator groove
- Contemporary ring sets
- Forged side relief
- Chromoly wrist pins with wire locks
- FEA designed forging
- Tight tolerances
- Same manufacturing process as CP Pistons
- Rigorous quality control
- ISO 9000 certified
- Custom Bullet Pistons available

Bullet Connecting Rod Features

- Available for many popular American V8 Applications
- Designed for Circle Track and Drag Racing applications
- Rods balanced ± 1 gram
- Manufactured from 4330 Carrilloloy for strength and durability
- Near net forging
- WMC H-11 fasteners
- FEA designed forging
- Tight tolerances
- Same manufacturing process as CP-Carrillo Connecting rods
- Rigorous quality control
- ISO 9000 Certified

BULLET PISTONS



CHEVROLET

BULLET RACE ELITE SERIES

Small Block Special 305 RaceSaver Series

CP-Carrillo Bullet Elite pistons are designed specifically for the RaceSaver Sprint car series. Pistons are proudly made in the USA from 2618 forgings. Pistons come with -1.4cc flat top, .180 deep intake pockets, .118 deep exhaust pocket, vertical gas ports. 1.0mm steel top ring, 1.0mm Napier second ring, 2mm oil ring and include .927 x 2.250 pins with a .150 wall standard.

Notes: 2 - Normally Aspirated.

2 VR'S R/L YES GAS PORTS

ID	Part #	Bore	Stroke	Rod	Comp Height	Head CC	Dome Height	Dish/Dome	C/R	Pin Dia	Ring Thickness (mm)	VR Depths	Eng.	Gram	Notes
9953	BCRE2031-030	3.766	3.500	5.700	1.550	62.0	F.T	-1.4cc	9:7	.927 x 2.250	1.0 x 1.0 x 2.0	.180Int/ SP	312	410	2
10108	BCRE2031-040	3.776	3.500	5.700	1.550	62.0	F.T	-1.4cc	9:7	.927 x 2.250	1.0 x 1.0 x 2.0	.180Int/ SP	314	413	2
10109	BCRE2031-050	3.786	3.500	5.700	1.550	62.0	F.T	-1.4cc	9:7	.927 x 2.250	1.0 x 1.0 x 2.0	.180Int/ SP	316	416	2
10110	BCRE2031-060	3.796	3.500	5.700	1.550	62.0	F.T	-1.4cc	9:7	.927 x 2.250	1.0 x 1.0 x 2.0	.180Int/ SP	318	418	2

Small Block - All 23° Circle Track Flat Top

CP-Carrillo small block Chevy Bullet Elite Circle track flat top pistons are made in the USA from 2618 forgings. They are designed for naturally aspirated circle track 2bbl & 4bbl small block Chevrolet race engines; pistons come with 1.0mm steel top ring, 1.0mm Napier second ring, 2mm oil ring and include .927 x 2.250 pins with a .150 wall standard. The light weight 1000 series pistons feature pressure relief strut holes, plunged pin bosses and high swirl top. The 1300 series pistons feature with lateral gas ports and deeper intake pockets.

Notes: 2 - Normally Aspirated.

2 VR'S R/L *GAS PORTS INC.

ID	Part #	Bore	Stroke	Rod	Comp Height	Head CC	Dome Height	Dish/Dome	C/R	Pin Dia	Ring Thickness (mm)	VR Depths	Eng.	Gram	Notes
9904	BCRSE1020-030	4.030	3.500	6.000	1.250	64.0	F.T	-4.9cc	10:3	.927 x 2.250	1.0 x 1.0 x 2.0	.280 Int/ SP	357	TBD	2
9905	BCRSE1020-040	4.040	3.500	6.000	1.250	64.0	F.T	-4.9cc	10:3	.927 x 2.250	1.0 x 1.0 x 2.0	.280 Int/ SP	359	TBD	2
9906	BCRSE1020-060	4.060	3.500	6.000	1.250	64.0	F.T	-4.9cc	10:4	.927 x 2.250	1.0 x 1.0 x 2.0	.280 Int/ SP	362	TBD	2
9670	BCRSE-1021-030	4.030	3.480	5.700	1.560	64.0	F.T	-4.95cc	10:2	.927 x 2.250	1.0 x 1.0 x 2.0	.280 Int/ SP	355	TBD	2
9907	BCRSE1021-040	4.040	3.480	5.700	1.560	64.0	F.T	-4.95cc	10:3	.927 x 2.250	1.0 x 1.0 x 2.0	.280 Int/ SP	357	TBD	2
9669	BCRSE-1021-045	4.045	3.480	5.700	1.560	64.0	F.T	-4.95cc	10:3	.927 x 2.250	1.0 x 1.0 x 2.0	.280 Int/ SP	358	TBD	2
9908	BCRSE1021-060	4.060	3.480	5.700	1.560	64.0	F.T	-4.95cc	10:4	.927 x 2.250	1.0 x 1.0 x 2.0	.280 Int/ SP	360	TBD	2
10094	BCRSE1320-030*	4.030	3.500	6.000	1.250	64.0	F.T	-6.0cc	10:3	.927 x 2.500	1.0 x 1.0 x 2.0	.345Int/ SP	357	455	2
10091	BCRSE1350-030*	4.030	3.500	5.700	1.550	64.0	F.T	-6.0cc	10:3	.927 x 2.500	1.0 x 1.0 x 2.0	.345Int/ SP	357	455	2
10092	BCRSE1350-040*	4.040	3.500	5.700	1.550	64.0	F.T	-6.0cc	10:4	.927 x 2.500	1.0 x 1.0 x 2.0	.345Int/ SP	357	455	2
10093	BCRSE1350-060*	4.060	3.500	5.700	1.550	64.0	F.T	-6.0cc	10:5	.927 x 2.500	1.0 x 1.0 x 2.0	.345Int/ SP	357	455	2





CHEVROLET



BULLET RACE ELITE SERIES

Small Block ASCS Sprint Car

CP-Carrillo Bullet Elite pistons are designed specifically for the ASCS Sprint car series. Pistons are proudly made in the USA from 2618 hollow dome forgings. Pistons come with 12.5cc & 14cc domes, .200 thick, .335 deep intake pockets, vertical gas ports, 1.0mm steel top ring, 1.0mm Napier second ring, 2.0mm oil ring and include .927 x 2.250 pins with a .180 wall standard.

Notes: 2 - Normally Aspirated, 7 - Will also fit a RHS Head with S/P slot widened .100 towards Exh side. AFR heads will not fit!

2 VR'S R/L GAS PORTS INC.

ID	Part #	Bore	Stroke	Rod	Comp Height	Head CC	Dome Height	Dish/Dome	C/R	Pin Dia	Ring Thickness (mm)	VR Depths	Eng.	Gram	Notes
10115	BCRE1330-STD	4.000	3.550	6.000	1.225	58.0	.450 Tall	12.5cc	14.1	.927 x 2.250	1.0 x 1.0 x 2.0	.335Int/ SP	357	TBD	2,7
10116	BCRE1330-005	4.005	3.550	6.000	1.225	58.0	.450 Tall	12.5cc	14.1	.927 x 2.250	1.0 x 1.0 x 2.0	.335Int/ SP	358	TBD	2,7
10117	BCRE1330-010	4.010	3.550	6.000	1.225	58.0	.450 Tall	12.5cc	14.2	.927 x 2.250	1.0 x 1.0 x 2.0	.335Int/ SP	359	TBD	2,7
9875	BCRE1340-015	4.015	3.500	6.000	1.250	58.0	.500 Tall	14cc	14.1	.927 x 2.250	1.0 x 1.0 x 2.0	.335Int/ SP	355	TBD	2,7
9874	BCRE1340-020	4.020	3.500	6.000	1.250	58.0	.500 Tall	14cc	14.1	.927 x 2.250	1.0 x 1.0 x 2.0	.335Int/ SP	355	TBD	2,7
9886	BCRE1340-030	4.030	3.500	6.000	1.250	58.0	.500 Tall	14cc	14.1	.927 x 2.250	1.0 x 1.0 x 2.0	.335Int/ SP	357	TBD	2,7
9887	BCRE1340-035	4.035	3.500	6.000	1.250	58.0	.500 Tall	14cc	14.1	.927 x 2.250	1.0 x 1.0 x 2.0	.335Int/ SP	358	TBD	2,7
9888	BCRE1340-040	4.040	3.500	6.000	1.250	58.0	.500 Tall	14cc	14.1	.927 x 2.250	1.0 x 1.0 x 2.0	.335Int/ SP	359	TBD	2,7
9889	BCRE1340-045	4.045	3.500	6.000	1.250	58.0	.500 Tall	14cc	14.2	.927 x 2.250	1.0 x 1.0 x 2.0	.335Int/ SP	360	TBD	2,7
9890	BCRE1340-050	4.050	3.500	6.000	1.250	58.0	.500 Tall	14cc	14.2	.927 x 2.250	1.0 x 1.0 x 2.0	.335Int/ SP	361	TBD	2,7
9891	BCRE1340-060	4.060	3.500	6.000	1.250	58.0	.500 Tall	14cc	14.25	.927 x 2.250	1.0 x 1.0 x 2.0	.335Int/ SP	362	TBD	2,7
10120	BCRE1345-STD	4.125	3.500	6.000	1.250	62.0	.500 Tall	14.0cc	14.2	.927 x 2.250	1.0 x 1.0 x 2.0	.335Int/ SP	374	TBD	2,7
10121	BCRE1345-030	4.155	3.500	6.000	1.250	62.0	.500 Tall	14.0cc	14.4	.927 x 2.250	1.0 x 1.0 x 2.0	.335Int/ SP	380	TBD	2,7
9790	BCRE1365-STD	4.125	3.335	6.000	1.335	58.0	.500 Tall	14cc	14.5	.927 x 2.250	1.0 x 1.0 x 2.0	.335Int/ SP	357	TBD	2,7
9791	BCRE1365-005	4.130	3.335	6.000	1.335	58.0	.500 Tall	14cc	14.5	.927 x 2.250	1.0 x 1.0 x 2.0	.335Int/ SP	357	TBD	2,7
9884	BCRE1365-010	4.135	3.335	6.000	1.335	58.0	.500 Tall	14cc	14.5	.927 x 2.250	1.0 x 1.0 x 2.0	.335Int/ SP	358	TBD	2,7
9876	BCRE1365-015	4.140	3.335	6.000	1.335	58.0	.500 Tall	14cc	14.5	.927 x 2.250	1.0 x 1.0 x 2.0	.335Int/ SP	359	TBD	2,7
9883	BCRE1365-020	4.145	3.335	6.000	1.335	58.0	.500 Tall	14cc	14.5	.927 x 2.250	1.0 x 1.0 x 2.0	.335Int/ SP	359	TBD	2,7
10118	BCRE1365-025	4.150	3.335	6.000	1.335	58.0	.500 Tall	14cc	14.5	.927 x 2.250	1.0 x 1.0 x 2.0	.335Int/ SP	360	TBD	2,7
9882	BCRE1365-030	4.155	3.335	6.000	1.335	58.0	.500 Tall	14cc	14.7	.927 x 2.250	1.0 x 1.0 x 2.0	.335Int/ SP	362	TBD	2,7
10081	BCRE1365-035	4.160	3.335	6.000	1.335	58.0	.500 Tall	14cc	14.7	.927 x 2.250	1.0 x 1.0 x 2.0	.335Int/ SP	364	TBD	2,7
10119	BCRE1365-040	4.165	3.335	6.000	1.335	58.0	.500 Tall	14cc	14.7	.927 x 2.250	1.0 x 1.0 x 2.0	.335Int/ SP	364	TBD	2,7





CHEVROLET



BULLET RACE ELITE SERIES

Small Block Chevy 400 Brodix Spec Head

CP-Carrillo Bullet Elite pistons are designed specifically to fit the Brodix Spec head used in, USMTS, USRA, UMP, and Wissotta racing series. Pistons are proudly made in the USA from 2618 hollow dome forgings. Pistons feature 8cc cc domes, .335 deep intake pockets, vertical gas ports, 1.0mm steel top ring, 1.0mm Napier second ring, 2.0mm oil ring and include .927 x 2.250 pins with a .200 wall standard.

Notes: 2 - Normally Aspirated, 7 - Will also fit a RHS Head with S/P slot widened .100 towards Exh side. AFR heads will not fit!

2 VR'S R/L NO GAS PORTS

ID	Part #	Bore	Stroke	Rod	Comp Height	Head CC	Dome Height	Dish/Dome	C/R	Pin Dia	Ring Thickness (mm)	VR Depths	Eng.	Gram	Notes
9755	BCRE1215-STD	4.125	4.000	6.000	1.000	64.0	.275 Tall	+8cc	14:3	.927 x 2.250	1.0 x 1.0 x 2.0	.335Int/ SP	428	TBD	2,7
9758	BCRE1215-005	4.130	4.000	6.000	1.000	64.0	.275 Tall	+8cc	14:3	.927 x 2.250	1.0 x 1.0 x 2.0	.335Int/ SP	429	TBD	2,7
9759	BCRE1215-010	4.135	4.000	6.000	1.000	64.0	.275 Tall	+8cc	14:3	.927 x 2.250	1.0 x 1.0 x 2.0	.335Int/ SP	430	TBD	2,7
9760	BCRE1215-015	4.140	4.000	6.000	1.000	64.0	.275 Tall	+8cc	14:3	.927 x 2.250	1.0 x 1.0 x 2.0	.335Int/ SP	431	TBD	2,7
9761	BCRE1215-020	4.145	4.000	6.000	1.000	64.0	.275 Tall	+8cc	14:4	.927 x 2.250	1.0 x 1.0 x 2.0	.335Int/ SP	432	TBD	2,7
9762	BCRE1215-030	4.155	4.000	6.000	1.000	64.0	.275 Tall	+8cc	14:5	.927 x 2.250	1.0 x 1.0 x 2.0	.335Int/ SP	434	TBD	2,7
9995	BCRE1220-STD	4.125	3.875	6.000	1.062	64.0	.275 Tall	+8cc	13:75	.927 x 2.250	1.0 x 1.0 x 2.0	.335Int/ SP	414	TBD	2,7
9996	BCRE1220-005	4.130	3.875	6.000	1.062	64.0	.275 Tall	+8cc	13:75	.927 x 2.250	1.0 x 1.0 x 2.0	.335Int/ SP	415	TBD	2,7
9997	BCRE1220-010	4.135	3.875	6.000	1.062	64.0	.275 Tall	+8cc	13:8	.927 x 2.250	1.0 x 1.0 x 2.0	.335Int/ SP	416	TBD	2,7
9998	BCRE1220-015	4.140	3.875	6.000	1.062	64.0	.275 Tall	+8cc	13:8	.927 x 2.250	1.0 x 1.0 x 2.0	.335Int/ SP	417	TBD	2,7
10113	BCRE1220-020	4.145	3.875	6.000	1.062	64.0	.275 Tall	+8cc	13:9	.927 x 2.250	1.0 x 1.0 x 2.0	.335Int/ SP	418	TBD	2,7
10114	BCRE1220-030	4.155	3.875	6.000	1.062	64.0	.275 Tall	+8cc	14:1	.927 x 2.250	1.0 x 1.0 x 2.0	.335Int/ SP	420	TBD	2,7
9793	BCRE1221-STD	4.125	3.750	6.000	1.125	64.0	.275 Tall	+8cc	13:4	.927 x 2.250	1.0 x 1.0 x 2.0	.335Int/ SP	401	TBD	2,7
9794	BCRE1221-005	4.130	3.750	6.000	1.125	64.0	.275 Tall	+8cc	13:4	.927 x 2.250	1.0 x 1.0 x 2.0	.335Int/ SP	402	TBD	2,7
9885	BCRE1221-010	4.135	3.750	6.000	1.125	64.0	.275 Tall	+8cc	13:5	.927 x 2.250	1.0 x 1.0 x 2.0	.335Int/ SP	403	TBD	2,7
9881	BCRE1221-015	4.140	3.750	6.000	1.125	64.0	.275 Tall	+8cc	13:5	.927 x 2.250	1.0 x 1.0 x 2.0	.335Int/ SP	404	TBD	2,7
9880	BCRE1221-020	4.145	3.750	6.000	1.125	64.0	.275 Tall	+8cc	13:6	.927 x 2.250	1.0 x 1.0 x 2.0	.335Int/ SP	405	TBD	2,7
9879	BCRE1221-030	4.155	3.750	6.000	1.125	64.0	.275 Tall	+8cc	13:8	.927 x 2.250	1.0 x 1.0 x 2.0	.335Int/ SP	407	TBD	2,7

Small Block Chevy 400 N20 23° Most Heads

BULLET RACE ELITE SERIES

CP-Carrillo Bullet Elite small block Chevy piston are designed specifically for drag racing with Nitrous and fit the majority of 23° cylinder heads on the mark today. Pistons are proudly made in the USA from 2618 hollow dome forgings featuring 11.2cc cc domes with .325 deep intake pockets, vertical gas ports, .043mm steel top ring, .043mm Napier second ring, 3.0mm oil ring and include .927 x 2.250 pins with a .230 wall standard.

Notes: 1 - Power Adder, 7 - Will also fit a RHS Head with S/P slot widened .100 towards Exh side. AFR heads will not fit!

2 VR'S R/L GAS PORTS INC.

ID	Part #	Bore	Stroke	Rod	Comp Height	Head CC	Dome Height	Dish/Dome	C/R	Pin Dia	Ring Thickness (in x in x mm)	VR Depths	Eng.	Gram	Notes
10122	BCRE1520-STD	4.125	4.000	6.000	1.000	64.0	.480 Tall	11.2cc	14.8	.927 x 2.250	.043 x .043 x 3.0	.310Int/ SP	430	TBD	1,7
10123	BCRE1520-010	4.135	4.000	6.000	1.000	64.0	.480 Tall	11.2cc	14.8	.927 x 2.250	.043 x .043 x 3.0	.310Int/ SP	433	TBD	1,7
10215	BCRE1520-020	4.145	4.000	6.000	1.000	64.0	.480 Tall	11.2cc	14.8	.927 x 2.250	.043 x .043 x 3.0	.310Int/ SP		TBD	1,7
10124	BCRE1520-030	4.155	4.000	6.000	1.000	64.0	.480 Tall	11.2cc	14.9	.927 x 2.250	.043 x .043 x 3.0	.310Int/ SP	434	TBD	1,7
10125	BCRE1520-040	4.165	4.000	6.000	1.000	64.0	.480 Tall	11.2cc	14.9	.927 x 2.250	.043 x .043 x 3.0	.310Int/ SP	435	TBD	1,7
10009	BCRE1521-STD	4.125	3.875	6.000	1.062	64.0	.480 Tall	11.2cc	14.4	.927 x 2.250	.043 x .043 x 3.0	.310Int/ SP	414	TBD	1,7
10010	BCRE1521-010	4.135	3.875	6.000	1.062	64.0	.480 Tall	11.2cc	14.4	.927 x 2.250	.043 x .043 x 3.0	.310Int/ SP	417	TBD	1,7
10011	BCRE1521-030	4.155	3.875	6.000	1.062	64.0	.480 Tall	11.2cc	14.6	.927 x 2.250	.043 x .043 x 3.0	.310Int/ SP	419	TBD	1,7
10012	BCRE1521-040	4.165	3.875	6.000	1.062	64.0	.480 Tall	11.2cc	14.6	.927 x 2.250	.043 x .043 x 3.0	.310Int/ SP	420	TBD	1,7
10013	BCRE1522-STD	4.125	3.750	6.000	1.125	64.0	.480 Tall	11.2cc	14.1	.927 x 2.250	.043 x .043 x 3.0	.310Int/ SP	400	TBD	1,7
10014	BCRE1522-010	4.135	3.750	6.000	1.125	64.0	.480 Tall	11.2cc	14.2	.927 x 2.250	.043 x .043 x 3.0	.310Int/ SP	404	TBD	1,7
10015	BCRE1522-030	4.155	3.750	6.000	1.125	64.0	.480 Tall	11.2cc	14.3	.927 x 2.250	.043 x .043 x 3.0	.310Int/ SP	406	TBD	1,7
10016	BCRE1522-040	4.165	3.750	6.000	1.125	64.0	.480 Tall	11.2cc	14.4	.927 x 2.250	.043 x .043 x 3.0	.310Int/ SP	407	TBD	1,7



CHEVROLET



BULLET RACE ELITE SERIES

Small Block Chevy 400 23° Dish

CP-Carrillo Bullet Elite series pistons are designed for specifically high HP pump gas 427 small block Chevy's and fit the majority of 23° cylinder heads on the market today. Pistons are proudly made in the USA from 2618 forgings and come with 21cc cc dish, .310 deep intake pockets, 1.0mm steel gas nitride top ring, 1.0mm Napier second ring, 2.0mm oil ring and include .927 x 2.250 pins with a .180 wall standard.

Notes: 2 - Normally Aspirated.

2 VR'S R/L

NO GAS PORTS

ID	Part #	Bore	Stroke	Rod	Comp Height	Head CC	Dome Height	Dish/Dome	C/R	Pin Dia	Ring Thickness (mm)	VR Depths	Eng.	Gram	Notes
10111	BCRE1130-STD	4.125	4.000	6.000	1.000	58.0	-.1195	-20.6cc	10.8	.927 x 2.500	1.0 x 1.0 x 2.0	.310 /.250	428	392	2
10112	BCRE1130-030	4.155	4.000	6.000	1.000	58.0	-.1195	-20.6cc	11:1	.927 x 2.500	1.0 x 1.0 x 2.0	.310 /.250	434	396	2

BULLET RACE SERIES

Small Block All 23° Heads

CP-Carrillo Small Block Chevy Bullet race series Circle track flat top pistons are proudly made in the USA from 2618 forgings. They are designed for naturally aspirated circle track 2bbl & 4bbl race engines; pistons come with 1.2mm gas nitride steel top ring, 1.2mm Napier second ring, and 3.0mm oil ring. The light weight 1000 series pistons feature 4.9cc valve pockets, pressure relief strut holes and .927 x 2.250 pins with a .150 wall standard. The 1300 series pistons feature -6.00 valve pockets; lateral gas ports and includes .927 x 2.500 pins with a .150 wall standard.

Notes: 2 - Normally Aspirated.

2 VR'S R/L

*GAS PORTS INC.

ID	Part #	Bore	Stroke	Rod	Comp Height	Head CC	Dome Height	Dish/Dome	C/R	Pin Dia	Ring Thickness (mm)	VR Depths	Eng.	Gram	Notes
9088	BCRS1020-030	4.030	3.500	6.000	1.250	64.0	F.T	-4.9cc	10.1	.927 x 2.500	1.2 x 1.2 x 3.0	.310 Int/SP	357	TBD	2
9089	BCRS1020-040	4.040	3.500	6.000	1.250	64.0	F.T	-4.9cc	10.2	.927 x 2.500	1.2 x 1.2 x 3.0	.310 Int/SP	359	TBD	2
9090	BCRS1020-060	4.060	3.500	6.000	1.250	64.0	F.T	-4.9cc	10.3	.927 x 2.500	1.2 x 1.2 x 3.0	.310 Int/SP	362	TBD	2
9087	BCRS1020-STD	4.000	3.500	6.000	1.250	64.0	F.T	-4.9cc	10.1	.927 x 2.500	1.2 x 1.2 x 3.0	.310 Int/SP	352	TBD	2
8958	BCRS1021-030	4.030	3.480	5.700	1.560	64.0	F.T	-4.95cc	10:1	.927 x 2.250	1.2 x 1.2 x 3.0	.310 Int/SP	355	415	2
9461	BCRS1021-035	4.035	3.480	5.700	1.560	64.0	F.T	-4.95cc	10:1	.927 x 2.250	1.2 x 1.2 x 3.0	.310 Int/SP	356	415	2
8977	BCRS1021-040	4.040	3.480	5.700	1.560	64.0	F.T	-4.95cc	10:1	.927 x 2.250	1.2 x 1.2 x 3.0	.310 Int/SP	357	417	2
10154	BCRS1021-045	4.045	3.480	5.700	1.560	64.0	F.T	-4.95cc	10:1	.927 x 2.250	1.2 x 1.2 x 3.0	.310 Int/SP	358	417	2
8964	BCRS1021-060	4.060	3.480	5.700	1.560	64.0	F.T	-4.95cc	10:3	.927 x 2.250	1.2 x 1.2 x 3.0	.310 Int/SP	360	418	2
9719	BCR1320-STD*	4.000	3.500	6.000	1.250	64.0	F.T	-6.0cc	10.0	.927 x 2.500	1.2 x 1.2 x 3.0	.345Int/SP	352	404	2
8475	BCR1320-020*	4.020	3.500	6.000	1.250	64.0	F.T	-6.0cc	10.0	.927 x 2.500	1.2 x 1.2 x 3.0	.345Int/SP	355	406	2
8085	BCR1320-030*	4.030	3.500	6.000	1.250	64.0	F.T	-6.0cc	10.1	.927 x 2.500	1.2 x 1.2 x 3.0	.345Int/SP	357	408	2
9031	BCR1320-035*	4.035	3.500	6.000	1.250	64.0	F.T	-6.0cc	10.1	.927 x 2.500	1.2 x 1.2 x 3.0	.345Int/SP	358	408	2
8086	BCR1320-040*	4.040	3.500	6.000	1.250	64.0	F.T	-6.0cc	10.1	.927 x 2.500	1.2 x 1.2 x 3.0	.345Int/SP	359	410	2
8976	BCR1320-045*	4.045	3.500	6.000	1.250	64.0	F.T	-6.0cc	10.1	.927 x 2.500	1.2 x 1.2 x 3.0	.345Int/SP	360	410	2
8087	BCR1320-050*	4.050	3.500	6.000	1.250	64.0	F.T	-6.0cc	10.2	.927 x 2.500	1.2 x 1.2 x 3.0	.345Int/SP	361	412	2
8088	BCR1320-060*	4.060	3.500	6.000	1.250	64.0	F.T	-6.0cc	10.2	.927 x 2.500	1.2 x 1.2 x 3.0	.345Int/SP	362	415	2
8476	BCR1350-020*	4.020	3.500	5.700	1.550	64.0	F.T	-6.0cc	10.0	.927 x 2.500	1.2 x 1.2 x 3.0	.345Int/SP	355	453	2
8089	BCR1350-030*	4.030	3.500	5.700	1.550	64.0	F.T	-6.0cc	10.1	.927 x 2.500	1.2 x 1.2 x 3.0	.345Int/SP	357	455	2
9032	BCR1350-035*	4.035	3.500	5.700	1.550	64.0	F.T	-6.0cc	10.1	.927 x 2.500	1.2 x 1.2 x 3.0	.345Int/SP	358	455	2
8090	BCR1350-040*	4.040	3.500	5.700	1.550	64.0	F.T	-6.0cc	10.1	.927 x 2.500	1.2 x 1.2 x 3.0	.345Int/SP	359	457	2
8749	BCR1350-045*	4.045	3.500	5.700	1.550	64.0	F.T	-6.0cc	10.1	.927 x 2.500	1.2 x 1.2 x 3.0	.345Int/SP	360	460	2
8091	BCR1350-050*	4.050	3.500	5.700	1.550	64.0	F.T	-6.0cc	10.2	.927 x 2.500	1.2 x 1.2 x 3.0	.345Int/SP	361	462	2
8092	BCR1350-060*	4.060	3.500	5.700	1.550	64.0	F.T	-6.0cc	10.2	.927 x 2.500	1.2 x 1.2 x 3.0	.345Int/SP	362	465	2

CHEVROLET

BULLET RACE SERIES

Small Block Brodix Spec Head

CP-Carrillo Bullet Race series pistons are designed specifically to fit the Brodix Spec head used in, USMTS, USRA, UMP, and Wisconsin racing series. Pistons are proudly made in the USA from 2618 solid dome forgings. Pistons come with 8cc cc domes, .335 deep intake pockets, vertical gas ports, 1.2mm gas nitride steel top ring, 1.2mm Napier second ring, 3.0mm oil ring and include .927 x 2.500 pins with a .180 wall standard.

Notes: 2 - Normally Aspirated.

2 VR'S R/L

NO GAS PORTS

ID	Part #	Bore	Stroke	Rod	Comp Height	Head CC	Dome Height	Dish/Dome	C/R	Pin Dia	Ring Thickness (mm)	VR Depths	Eng.	Gram	Notes
9987	BCR1215-STD	4.125	4.000	6.000	1.000	64.0	.275 Tall	+8cc	14:3	.927 x 2.500	1.2 x 1.2 x 3.0	.335Int / SP	428	TBD	2
9988	BCR1215-005	4.130	4.000	6.000	1.000	64.0	.275 Tall	+8cc	14:3	.927 x 2.500	1.2 x 1.2 x 3.0	.335Int / SP	429	TBD	2
9989	BCR1215-010	4.135	4.000	6.000	1.000	64.0	.275 Tall	+8cc	14:3	.927 x 2.500	1.2 x 1.2 x 3.0	.335Int / SP	430	TBD	2
9990	BCR1215-020	4.145	4.000	6.000	1.000	64.0	.275 Tall	+8cc	14:4	.927 x 2.500	1.2 x 1.2 x 3.0	.335Int / SP	432	TBD	2
10156	BCR1215-025	4.150	4.000	6.000	1.000	64.0	.275 Tall	+8cc	14:4	.927 x 2.500	1.2 x 1.2 x 3.0	.335Int / SP	433	TBD	2
9991	BCR1215-030	4.155	4.000	6.000	1.000	64.0	.275 Tall	+8cc	14:5	.927 x 2.500	1.2 x 1.2 x 3.0	.335Int / SP	434	TBD	2
10157	BCR1215-040	4.165	4.000	6.000	1.000	64.0	.275 Tall	+8cc	14:5	.927 x 2.500	1.2 x 1.2 x 3.0	.335Int / SP	436	TBD	2
9719	BCR1220-STD	4.125	3.875	6.000	1.062	64.0	.275 Tall	+8cc	13:7	.927 x 2.500	1.2 x 1.2 x 3.0	.335Int / SP	414	443	2
9145	BCR1220-005	4.130	3.875	6.000	1.062	64.0	.275 Tall	+8cc	13:75	.927 x 2.500	1.2 x 1.2 x 3.0	.335Int / SP	415	445	2
9451	BCR1220-010	4.135	3.875	6.000	1.062	64.0	.275 Tall	+8cc	13:75	.927 x 2.500	1.2 x 1.2 x 3.0	.335Int / SP	416	445	2
9452	BCR1220-015	4.140	3.875	6.000	1.062	64.0	.275 Tall	+8cc	13:8	.927 x 2.500	1.2 x 1.2 x 3.0	.335Int / SP	417	445	2
9144	BCR1220-020	4.145	3.875	6.000	1.062	64.0	.275 Tall	+8cc	13:8	.927 x 2.500	1.2 x 1.2 x 3.0	.335Int / SP	418	445	2
9453	BCR1220-025	4.150	3.875	6.000	1.062	64.0	.275 Tall	+8cc	13:9	.927 x 2.500	1.2 x 1.2 x 3.0	.335Int / SP	419	445	2
9441	BCR1220-030	4.155	3.875	6.000	1.062	64.0	.275 Tall	+8cc	13:9	.927 x 2.500	1.2 x 1.2 x 3.0	.335Int / SP	420	445	2
9454	BCR1220-040	4.165	3.875	6.000	1.062	64.0	.275 Tall	+8cc	14:1	.927 x 2.500	1.2 x 1.2 x 3.0	.335Int / SP	422	445	2

Small Block 400 23° Dish

CP-Carrillo Bullet Race series pistons are designed specifically for high HP pump gas 427 small block Chevy's and fits the majority of 23° cylinder heads on the mark today. Pistons are proudly made in the USA from 2618 forgings and come with 21cc cc dish .310 deep intake pockets, 1.2 mm steel gas nitride top ring, 1.2 mm Napier second ring, 3.0mm oil ring and include .927 x 2.500 pins with a .180 wall standard.

Notes: 2 - Normally Aspirated.

2 VR'S R/L

NO GAS PORTS

ID	Part #	Bore	Stroke	Rod	Comp Height	Head CC	Dome Height	Dish/Dome	C/R	Pin Dia	Ring Thickness (mm)	VR Depths	Eng.	Gram	Notes
10155	BCR1130-STD	4.125	4.000	6.000	1.000	58.0	-.1195	-20.6cc	10:8	.927 x 2.500	1.2 x 1.2 x 3.0	.310 / .250	428	392	2
9979	BCR1130-030	4.155	4.000	6.000	1.000	58.0	-.1195	-20.6cc	11:1	.927 x 2.500	1.2 x 1.2 x 3.0	.310 / .250	434	396	2





CHEVROLET

BULLET SERIES

Small Block, All 23° Heads

CP-Carrillo Bullet series pistons are designed specifically to fit all of 23° cylinder heads on the mark today. Pistons are proudly made in the USA from 2618 forgings featuring symmetrical valve pockets, .310 deep intake pockets, 1.5 mm steel gas nitride top ring, 1.5 mm Napier second ring, 3.0mm oil ring and include .927 x 2.500 pins with a .150 wall standard.

Notes: 1 - Power Adder, 2 - Normally Aspirated, 9 - Made to order.

*4 VR'S R/L 2 SYM **2 VR'S

ID	Part #	Bore	Stroke	Rod	Comp Height	Head CC	Dome Height	Dish/Dome	C/R	Pin Dia	Ring Thickness (mm)	VR Depths	Eng.	Gram	Notes
8880	BC574V-040*	4.040	3.480	5.700	1.560	64.0	FT	-5.11cc	10.2	.927 x 2.500	1.5 x 1.5 x 3.0	.310 both	357	462	2
6550	BC1011-030	4.030	3.875	6.000	1.062	64.0	FT	-6.8cc	10.8:1	.927 x 2.500	1.5 x 1.5 x 3.0	.310 both	395	379	2
6551	BC1011-040	4.040	3.875	6.000	1.062	64.0	FT	-6.8cc	10.8:1	.927 x 2.500	1.5 x 1.5 x 3.0	.310 both	397	382	2
8637	BC1015-040	4.040	3.250	5.700	1.680	64.0	FT	-6.8cc	9.5	.927 x 2.500	1.5 x 1.5 x 3.0	.310 both	333	473	2
6934	BC1020-020	4.020	3.500	6.000	1.250	64.0	FT	-6.8cc	9.8:1	.927 x 2.500	1.5 x 1.5 x 3.0	.310 both	355	404	2
4914	BC1020-030	4.030	3.500	6.000	1.250	64.0	FT	-6.8cc	9.8:1	.927 x 2.500	1.5 x 1.5 x 3.0	.310 both	357	406	2
9544	BC1020-035	4.035	3.500	6.000	1.250	64.0	FT	-6.8cc	9.8:1	.927 x 2.500	1.5 x 1.5 x 3.0	.310 both	358	406	2
6491	BC1020-040	4.040	3.500	6.000	1.250	64.0	FT	-6.8cc	9.9:1	.927 x 2.500	1.5 x 1.5 x 3.0	.310 both	359	414	2
5841	BC1020-060	4.060	3.500	6.000	1.250	64.0	FT	-6.8cc	9.9:1	.927 x 2.500	1.5 x 1.5 x 3.0	.310 both	362	420	2
6552	BC1020-STD	4.000	3.500	6.000	1.250	64.0	FT	-6.8cc	9.7:1	.927 x 2.500	1.5 x 1.5 x 3.0	.310 both	352	395	2
7001	BC1021-020	4.020	3.480	5.700	1.560	64.0	FT	-6.8cc	9.7:1	.927 x 2.500	1.5 x 1.5 x 3.0	.310 both	353	450	2
5574	BC1021-030	4.030	3.480	5.700	1.560	64.0	FT	-6.8cc	9.8:1	.927 x 2.500	1.5 x 1.5 x 3.0	.310 both	355	452	2
8864	BC1021-035	4.035	3.480	5.700	1.560	64.0	FT	-6.8cc	9.9:1	.927 x 2.500	1.5 x 1.5 x 3.0	.310 both	356	452	2
6015	BC1021-040	4.040	3.480	5.700	1.560	64.0	FT	-6.8cc	9.9:1	.927 x 2.500	1.5 x 1.5 x 3.0	.310 both	357	455	2
7379	BC1021-045	4.045	3.480	5.700	1.560	64.0	FT	-6.8cc	9.9:1	.927 x 2.500	1.5 x 1.5 x 3.0	.310 both	358	455	2
5140	BC1021-060	4.060	3.480	5.700	1.560	64.0	FT	-6.8cc	9.9:1	.927 x 2.500	1.5 x 1.5 x 3.0	.310 both	360	464	2
5575	BC1021-STD	4.000	3.480	5.700	1.560	64.0	FT	-6.8cc	9.8	.927 x 2.500	1.5 x 1.5 x 3.0	.310 both	350	440	2
5576	BC1022-030	4.030	3.625	6.000	1.187	64.0	FT	-6.8cc	10:3	.927 x 2.500	1.5 x 1.5 x 3.0	.310 both	370	403	2
6938	BC1022-040	4.040	3.625	6.000	1.187	64.0	FT	-6.8cc	10.3	.927 x 2.500	1.5 x 1.5 x 3.0	.310 both	372	408	2
8425	BC1022-060	4.060	3.625	6.000	1.187	64.0	FT	-6.8cc	10.4	.927 x 2.500	1.5 x 1.5 x 3.0	.310 both	375	TBD	2
9164	BC1023-030	4.030	3.563	6.000	1.219	64.0	FT	-6.8cc	10.2	.927 x 2.500	1.5 x 1.5 x 3.0	.310 both	364	TBD	2
9165	BC1023-040	4.040	3.563	6.000	1.219	64.0	FT	-6.8cc	10.2	.927 x 2.500	1.5 x 1.5 x 3.0	.310 both	365	TBD	2
8581	BC1025-020	4.020	3.750	6.000	1.125	64.0	FT	-6.8cc	10.5	.927 x 2.500	1.5 x 1.5 x 3.0	.310 both	381	TBD	2
4969	BC1025-030	4.030	3.750	6.000	1.125	64.0	FT	-6.8cc	10.5:1	.927 x 2.500	1.5 x 1.5 x 3.0	.310 both	383	392	2
8799	BC1025-035	4.035	3.750	6.000	1.125	64.0	FT	-6.8cc	10.5:1	.927 x 2.500	1.5 x 1.5 x 3.0	.310 both	384	392	2
4863	BC1025-040	4.040	3.750	6.000	1.125	64.0	FT	-6.8cc	10.6:1	.927 x 2.500	1.5 x 1.5 x 3.0	.310 both	385	397	2
9462	BC1025-045	4.045	3.750	6.000	1.125	64.0	FT	-6.8cc	10.6:1	.927 x 2.500	1.5 x 1.5 x 3.0	.310 both	386	397	2
6522	BC1025-060	4.060	3.750	6.000	1.125	64.0	FT	-6.8cc	10.6:1	.927 x 2.500	1.5 x 1.5 x 3.0	.310 both	388	407	2
6939	BC1025-STD	4.000	3.750	6.000	1.125	64.0	FT	-6.8cc	10.5	.927 x 2.500	1.5 x 1.5 x 3.0	.310 both	377	383	2
10159	BC1026-020	4.020	3.750	5.700	1.425	64.0	FT	-6.8cc	10.6	.927 x 2.500	1.5 x 1.5 x 3.0	.310 both	381	TBD	2
5885	BC1026-030	4.030	3.750	5.700	1.425	64.0	FT	-6.8cc	10.6	.927 x 2.500	1.5 x 1.5 x 3.0	.310 both	383	436	2
7531	BC1026-040	4.040	3.750	5.700	1.425	64.0	FT	-6.8cc	10.7	.927 x 2.500	1.5 x 1.5 x 3.0	.310 both	385	436	2
4941	BC1026-045	4.045	3.750	5.700	1.425	64.0	FT	-6.8cc	10.7	.927 x 2.500	1.5 x 1.5 x 3.0	.310 both	386	440	2
9082	BC1026-STD	4.000	3.750	5.700	1.425	64.0	FT	-6.8cc	10.5	.927 x 2.500	1.5 x 1.5 x 3.0	.310 both	377	440	2
8468	BC1027-030	4.030	3.480	6.000	1.270	64.0	-156	-24.6cc	8.4	.927 x 2.500	1.5 x 1.5 x 3.0	.310 both	355	440	1, 9
8468	BC1027-030	4.030	3.750	5.850	1.270	64.0	-156	-24.6cc	9.1	.927 x 2.500	1.5 x 1.5 x 3.0	.310 both	383	440	1, 9
7519	BC1028-030	4.030	3.480	6.000	1.260	64.0	-.083	-14.9cc	9.1	.927 x 2.500	1.5 x 1.5 x 3.0	.310 both	355	447	1
6137	BC1029-030	4.030	3.480	5.700	1.560	64.0	-.083	-14.9cc	9.1	.927 x 2.500	1.5 x 1.5 x 3.0	.310 both	355	482	1
7655	BC1029-040	4.040	3.480	5.700	1.560	64.0	-.083	-14.9cc	9.2	.927 x 2.500	1.5 x 1.5 x 3.0	.310 both	357	485	1, 9



CHEVROLET



BULLET SERIES

Small Block, All 23° Heads continued

CP-Carrillo Bullet series pistons are designed specifically to fit all of 23° cylinder heads on the mark today. Pistons are proudly made in the USA from 2618 forgings featuring symmetrical valve pockets, .310 deep intake pockets, 1.5 mm steel gas nitride top ring, 1.5 mm Napier second ring, 3.0mm oil ring and include .927 x 2.500 pins with a .150 wall standard.

Notes: 1 - Power Adder; 2 - Normally Aspirated.
9 - Made to order.

2 SYM **2 VR'S

ID	Part #	Bore	Stroke	Rod	Comp Height	Head CC	Dome Height	Dish/Dome	C/R	Pin Dia	Ring Thickness (mm)	VR Depths	Eng.	Gram	Notes
7899	BC1029-060	4.060	3.480	5.700	1.560	64.0	-.083	-14.9cc	9.3:1	.927 x 2.500	1.5 x 1.5 x 3.0	.310 both	360	TBD	1
4923	BC1030-030	4.030	3.750	5.700	1.425	64.0	-.103	-16.2cc	9.5:1	.927 x 2.500	1.5 x 1.5 x 3.0	.310 both	383	447	1
9764	BC1030-035	4.035	3.750	5.700	1.425	64.0	-.103	-16.2cc	9.5:1	.927 x 2.500	1.5 x 1.5 x 3.0	.310 both	384	450	1
9763	BC1030-040	4.040	3.750	5.700	1.425	64.0	-.103	-16.2cc	9.5:1	.927 x 2.500	1.5 x 1.5 x 3.0	.310 both	385	452	1
6779	BC1030-060	4.060	3.750	5.700	1.425	64.0	-.115	-17.5cc	9.5:1	.927 x 2.500	1.5 x 1.5 x 3.0	.310 both	388	471	1, 9
9543	BC1031-020	4.020	3.750	6.000	1.125	64.0	-.103	-16.2cc	9.4:1	.927 x 2.500	1.5 x 1.5 x 3.0	.310 both	381	TBD	1
4964	BC1031-030	4.030	3.750	6.000	1.125	64.0	-.103	-16.2cc	9.5:1	.927 x 2.500	1.5 x 1.5 x 3.0	.310 both	383	403	1
8875	BC1031-040	4.040	3.750	6.000	1.125	64.0	-.103	-16.2cc	9.6:1	.927 x 2.500	1.5 x 1.5 x 3.0	.310 both	385	403	1
5853	BC1031-060	4.060	3.750	6.000	1.125	64.0	-.115	-17.5cc	9.5:1	.927 x 2.500	1.5 x 1.5 x 3.0	.310 both	388	423	1
4905	BC1040-030	4.030	3.500	6.000	1.250	64.0	.250	+5.1cc	11.3:1	.927 x 2.500	1.5 x 1.5 x 3.0	.310 both	357	427	2
6012	BC1040-040	4.040	3.500	6.000	1.250	64.0	.250	+5.1cc	11.4:1	.927 x 2.500	1.5 x 1.5 x 3.0	.310 both	359	435	2
6793	BC1040-060	4.060	3.500	6.000	1.250	64.0	.250	+5.1cc	11.6:1	.927 x 2.500	1.5 x 1.5 x 3.0	.310 both	362	TBD	2
7373	BC1040-STD	4.000	3.500	6.000	1.250	64.0	.250	+5.1cc	11.3:1	.927 x 2.500	1.5 x 1.5 x 3.0	.310 both	352	427	2, 9
6039	BC1041-030	4.030	3.625	6.000	1.187	64.0	.250	+5.1cc	11.6:1	.927 x 2.500	1.5 x 1.5 x 3.0	.310 both	370	TBD	2
8875	BC1041-040	4.040	3.625	6.000	1.187	64.0	.250	+5.1cc	11.8	.927 x 2.500	1.5 x 1.5 x 3.0	.310 both	372	TBD	2
6935	BC1041-060	4.060	3.625	6.000	1.187	64.0	.250	+5.1cc	11.8:1	.927 x 2.500	1.5 x 1.5 x 3.0	.310 both	375	TBD	2
8446	BC1042-020	4.020	3.750	6.000	1.125	64.0	.250	+5.1cc	12.2	.927 x 2.500	1.5 x 1.5 x 3.0	.310 both	381	TBD	2
5615	BC1042-030	4.030	3.750	6.000	1.125	64.0	.250	+5.1cc	12.3	.927 x 2.500	1.5 x 1.5 x 3.0	.310 both	383	411	2
5048	BC1042-040	4.040	3.750	6.000	1.125	64.0	.250	+5.1cc	12.3	.927 x 2.500	1.5 x 1.5 x 3.0	.310 both	385	414	2
6597	BC1042-060	4.060	3.750	6.000	1.125	64.0	.250	+5.1cc	12.4	.927 x 2.500	1.5 x 1.5 x 3.0	.310 both	388	422	2
6858	BC1043-030	4.030	3.563	6.000	1.219	64.0	.250	+5.1cc	11.5:1	.927 x 2.500	1.5 x 1.5 x 3.0	.310 both	364	427	2
7591	BC1043-040	4.040	3.563	6.000	1.219	64.0	.250	+5.1cc	11.5:1	.927 x 2.500	1.5 x 1.5 x 3.0	.310 both	365	427	2, 9
5843	BC1045-030	4.030	3.500	5.700	1.550	64.0	.255	+5.1cc	11.2:1	.927 x 2.500	1.5 x 1.5 x 3.0	.310 both	357	474	2
6942	BC1045-040	4.040	3.500	5.700	1.550	64.0	.255	+5.1cc	11.3:1	.927 x 2.500	1.5 x 1.5 x 3.0	.310 both	359	478	2, 9
4737	BC1045-060	4.060	3.500	5.700	1.550	64.0	.245	+5.1cc	11.5:1	.927 x 2.500	1.5 x 1.5 x 3.0	.310 both	362	483	2, 9
10160	BC1046-020	4.020	3.750	5.700	1.425	64.0	.250	+5.1cc	12.2	.927 x 2.500	1.5 x 1.5 x 3.0	.310 both	381	TBD	2
6086	BC1046-030	4.030	3.750	5.700	1.425	64.0	.250	+5.1cc	11.8:1	.927 x 2.500	1.5 x 1.5 x 3.0	.310 both	383	458	2, 9
6047	BC1046-045	4.045	3.750	5.700	1.425	64.0	.250	+5.1cc	12.2:1	.927 x 2.500	1.5 x 1.5 x 3.0	.310 both	386	462	2
6851	BC1046-060	4.060	3.750	5.700	1.425	64.0	.250	+5.1cc	12.3:1	.927 x 2.500	1.5 x 1.5 x 3.0	.310 both	388	470	2
8638	BC1047-030	4.030	3.250	5.700	1.680	64.0	.255	+5.5cc	11.1:1	.927 x 2.500	1.5 x 1.5 x 3.0	.310 both	332	503	2
4908	BC1050-030	4.030	3.500	5.700	1.550	64.0	F.T	-6.8cc	9.9:1	.927 x 2.500	1.5 x 1.5 x 3.0	.310 both	357	447	2
5131	BC1050-060	4.060	3.500	5.700	1.550	64.0	F.T	-6.8cc	10:1	.927 x 2.500	1.5 x 1.5 x 3.0	.310 both	362	462	2
7344	BC1100-020	4.145	3.750	6.000	1.125	64.0	F.T	-6.9cc	11.2:1	.927 x 2.500	1.5 x 1.5 x 3.0	.310 both	405	425	2
4959	BC1100-030	4.155	3.750	6.000	1.125	64.0	F.T	-6.9cc	11.3:1	.927 x 2.500	1.5 x 1.5 x 3.0	.310 both	407	425	2
6565	BC1100-040	4.165	3.750	6.000	1.125	64.0	F.T	-6.9cc	11.4:1	.927 x 2.500	1.5 x 1.5 x 3.0	.310 both	409	430	2
7560	BC1100-060	4.185	3.750	6.000	1.125	64.0	F.T	-6.9cc	11.4:1	.927 x 2.500	1.5 x 1.5 x 3.0	.310 both	413	430	2, 9
4925	BC1100-STD	4.125	3.750	6.000	1.125	64.0	F.T	-6.9cc	11.2:1	.927 x 2.500	1.5 x 1.5 x 3.0	.310 both	401	412	2
8082	BC1102-STD	4.125	3.480	6.000	1.250	64.0	F.T	-6.9cc	10.5	.927 x 2.500	1.5 x 1.5 x 3.0	.310 both	372	433	2
8962	BC1102-040	4.165	3.480	6.000	1.250	64.0	F.T	-6.9cc	10.7	.927 x 2.500	1.5 x 1.5 x 3.0	.310 both	379	439	2



Small Block, All 23° Heads continued

Notes: 1 - Power Adder, 2 - Normally Aspirated, 9 - Made to order.

2 SYM

ID	Part #	Bore	Stroke	Rod	Comp Height	Head CC	Dome Height	Dish/Dome	C/R	Pin Dia	Ring Thickness (mm)	VR Depths	Eng.	Gram	Notes
8417	BC1103-030	4.155	3.563	6.000	1.219	64.0	FT	-6.9cc	10.5	.927 x 2.500	1.5 x 1.5 x 3.0	.310 both	386	433	2
8417	BC1103-030	4.155	3.875	5.850	1.219	64.0	FT	-6.9cc	11.5	.927 x 2.500	1.5 x 1.5 x 3.0	.310 both	420	433	2
7263	BC1105-030	4.155	3.750	5.700	1.425	64	FT	-6.9cc	11.3:1	.927 x 2.500	1.5 x 1.5 x 3.0	.310	407	TBD	2
6998	BC1110-010	4.135	4.000	6.000	1.000	64.0	FT	-7.1cc	11.9:1	.927 x 2.500	1.5 x 1.5 x 3.0	.320 both	430	TBD	2
7583	BC1110-020	4.145	4.000	6.000	1.000	64.0	FT	-7.1cc	12:1	.927 x 2.500	1.5 x 1.5 x 3.0	.320 both	432	TBD	2
4983	BC1110-030	4.155	4.000	6.000	1.000	64.0	FT	-6.9cc	12:1	.927 x 2.500	1.5 x 1.5 x 3.0	.310 both	434	396	2
5045	BC1110-STD	4.125	4.000	6.000	1.000	64.0	FT	-6.9cc	11.8:1	.927 x 2.500	1.5 x 1.5 x 3.0	.310 both	428	388	2
6940	BC1111-010	4.135	3.875	6.000	1.062	64.0	FT	-7.6cc	11.2:1	.927 x 2.500	1.5 x 1.5 x 3.0	.325 both	416	409	2, 9
6941	BC1111-020	4.145	3.875	6.000	1.062	64.0	FT	-7.6cc	11.3:1	.927 x 2.500	1.5 x 1.5 x 3.0	.325 both	418	TBD	2
6040	BC1111-030	4.155	3.875	6.000	1.062	64.0	FT	-6.8cc	11.4:1	.927 x 2.500	1.5 x 1.5 x 3.0	.310 both	420	411	2
6862	BC1111-040	4.165	3.875	6.000	1.062	64.0	FT	-6.8cc	11.5:1	.927 x 2.500	1.5 x 1.5 x 3.0	.310 both	422	416	2
6827	BC1111-STD	4.125	3.875	6.000	1.062	64.0	FT	-6.8cc	11.1	.927 x 2.500	1.5 x 1.5 x 3.0	.310 both	414	402	2
7261	BC1112-010	4.135	4.000	6.000	1.000	62.0	.235	+5.1cc	13.8:1	.927 x 2.500	1.5 x 1.5 x 3.0	.310 both	430	TBD	2
6860	BC1112-030	4.155	4.000	6.000	1.000	62.0	.235	+5.1cc	13.9:1	.927 x 2.500	1.5 x 1.5 x 3.0	.310 both	434	TBD	2
9542	BC1112-040	4.165	4.000	6.000	1.000	62.0	.240	+5.1cc	13.9:1	.927 x 2.500	1.5 x 1.5 x 3.0	.310 both	436	TBD	2
6787	BC1112-STD	4.125	4.000	6.000	1.000	62.0	.235	+5.1cc	13.7:1	.927 x 2.500	1.5 x 1.5 x 3.0	.310 both	428	TBD	2
8469	BC1113-STD	4.125	3.480	6.000	1.250	64.0	.250	+5.0cc	11.4	.927 x 2.500	1.5 x 1.5 x 3.0	.310 both	372	TBD	2, 9
8867	BC1113-030	4.155	3.480	6.000	1.250	64.0	.250	+5.0cc	11.6	.927 x 2.500	1.5 x 1.5 x 3.0	.310 both	377	TBD	2
5015	BC1120-030	4.155	3.750	6.000	1.125	64.0	-.146	-21.9cc	9.5:1	.927 x 2.500	1.5 x 1.5 x 3.0	.310 both	407	441	1
7503	BC1120-040	4.165	3.750	6.000	1.125	64.0	-.146	-22.1cc	9.5:1	.927 x 2.500	1.5 x 1.5 x 3.0	.310 both	409	441	1
4982	BC1120-STD	4.125	3.750	6.000	1.125	64.0	-.138	-20.5cc	9.5:1	.927 x 2.500	1.5 x 1.5 x 3.0	.310 both	401	428	1
9166	BC1121-STD	4.125	3.750	5.700	1.425	64.0	-.138	-20.5cc	9.5:1	.927 x 2.500	1.5 x 1.5 x 3.0	.310 both	401	TBD	1
9765	BC1122-STD	4.125	3.750	5.850	1.270	64.0	-.180	-27.2cc	9.1:1	.927 x 2.500	1.5 x 1.5 x 3.0	.310 both	401	TBD	1
10162	BC1130-STD	4.125	4.000	6.000	1.000	58.0	-.1195	-20.6cc	10.8	.927 x 2.500	1.5 x 1.5 x 3.0	.310 / .250	428	392	2
10161	BC1130-030	4.155	4.000	6.000	1.000	58.0	-.1195	-20.6cc	11:1	.927 x 2.500	1.5 x 1.5 x 3.0	.310 / .250	434	396	2
5061	BC1200-005	4.130	3.750	6.000	1.125	64.0	.235	+5.1cc	12.6:1	.927 x 2.500	1.5 x 1.5 x 3.0	.310 both	402	438	2
7115	BC1200-010	4.135	3.750	6.000	1.125	64.0	.235	+5.1cc	12.8:1	.927 x 2.500	1.5 x 1.5 x 3.0	.310 both	403	447	2
4935	BC1200-030	4.155	3.750	6.000	1.125	64.0	.235	+5.1cc	12.8:1	.927 x 2.500	1.5 x 1.5 x 3.0	.310 both	407	447	2
6494	BC1200-040	4.165	3.750	6.000	1.125	64.0	.235	+5.1cc	12.9:1	.927 x 2.500	1.5 x 1.5 x 3.0	.310 both	409	452	2
8495	BC1200-060	4.185	3.750	6.000	1.125	64.0	.235	+5.1cc	13:1	.927 x 2.500	1.5 x 1.5 x 3.0	.310 both	413	452	2
4904	BC1200-STD	4.125	3.750	6.000	1.125	64.0	.235	+5.0cc	12.6:1	.927 x 2.500	1.5 x 1.5 x 3.0	.310 both	401	436	2
5842	BC1210-030	4.155	3.625	6.000	1.187	64.0	.245	+5.6cc	12.6:1	.927 x 2.500	1.5 x 1.5 x 3.0	.310 both	393	460	2
5581	BC1210-STD	4.125	3.625	6.000	1.187	64.0	.235	+5.6cc	12.3:1	.927 x 2.500	1.5 x 1.5 x 3.0	.310 both	388	449	2
7573	BC1220-010	4.135	3.875	6.000	1.062	64.0	.235	+5.1cc	13.1:1	.927 x 2.500	1.5 x 1.5 x 3.0	.310 both	416	438	2
8856	BC1220-020	4.145	3.875	6.000	1.062	64.0	.235	+5.1cc	13.1:1	.927 x 2.500	1.5 x 1.5 x 3.0	.310 both	418	438	2
5995	BC1220-030	4.155	3.875	6.000	1.062	64.0	.235	+5.1cc	13.2:1	.927 x 2.500	1.5 x 1.5 x 3.0	.310 both	420	438	2
7265	BC1220-040	4.165	3.875	6.000	1.062	64.0	.235	+5.1cc	13.3:1	.927 x 2.500	1.5 x 1.5 x 3.0	.310 both	422	438	2
5054	BC1220-STD	4.125	3.875	6.000	1.062	64.0	.235	+5.1cc	13:1	.927 x 2.500	1.5 x 1.5 x 3.0	.310 both	414	426	2
8454	BC1230-030	4.155	3.875	5.850	1.219	64.0	.250	+5.1cc	13:3	.927 x 2.500	1.5 x 1.5 x 3.0	.310 both	420	426	2, 9
8454	BC1230-030	4.155	3.563	6.000	1.219	64.0	.250	+5.1cc	12:1	.927 x 2.500	1.5 x 1.5 x 3.0	.310 both	386	426	2, 9
4907	BC1250-030	4.155	3.750	5.700	1.425	64.0	.235	+5.1cc	12.8:1	.927 x 2.500	1.5 x 1.5 x 3.0	.310 both	407	488	2
4736	BC1250-STD	4.125	3.750	5.700	1.425	64.0	.235	+5.0cc	12.6:1	.927 x 2.500	1.5 x 1.5 x 3.0	.310 both	401	476	2

CHEVROLET LS

BULLET SERIES

LS7 fits 12° Heads

CP-Carrillo Bullet pistons are designed specifically to fit LS7 12° heads. Pistons are proudly made in the USA from 2618 forgings and are available with 5cc solid domes, -4.6 cc flat top, and -25cc dish. Pistons feature .220 deep intake pockets, 1.2mm steel gas nitride ring, 1.2mm Napier second ring, 3.0mm oil ring and include .927 x 2.250 pins with a .180 wall standard.

Notes: 1 - Power Adder.

2 VR'S NO GAS PORTS

ID	Part #	Bore	Stroke	Rod	Comp Height	Head CC	Dome Height	Dish/Dome	C/R	Pin Dia	Ring Thickness (mm)	VR Depths	Eng.	Gram	Notes
10190	BLSR1200-005	4.130	4.000	6.125	1.120	67.5	.175	+5cc	12.9:1	.927 x 2.250	1.2 x 1.2 x 3.0	.220 / SP	429	TBD	1
10191	BLSR1200-010	4.135	4.000	6.125	1.120	67.5	.175	+5cc	12.9:1	.927 x 2.250	1.2 x 1.2 x 3.0	.220 / SP	430	TBD	1
10192	BLSR1200-030	4.155	4.000	6.125	1.120	67.5	.175	+5cc	13:1	.927 x 2.250	1.2 x 1.2 x 3.0	.220 / SP	434	TBD	1
10193	BLSR1200-STD	4.125	4.000	6.125	1.120	67.5	.175	+5cc	12.9:1	.927 x 2.250	1.2 x 1.2 x 3.0	.220 / SP	428	TBD	1
10194	BLSR1201-005	4.130	4.125	6.125	1.055	66.5	.175	+5cc	13.3:1	.927 x 2.250	1.2 x 1.2 x 3.0	.220 / SP	442	TBD	1
10195	BLSR1201-010	4.135	4.125	6.125	1.055	66.5	.175	+5cc	13.4:1	.927 x 2.250	1.2 x 1.2 x 3.0	.220 / SP	443	TBD	1
10196	BLSR1201-030	4.155	4.125	6.125	1.055	66.5	.175	+5cc	13.7:1	.927 x 2.250	1.2 x 1.2 x 3.0	.220 / SP	447	TBD	1
10200	BLSR1203-STD	4.125	4.000	6.125	1.115	70.0	.163	-25cc	9:1	.927 x 2.250	1.2 x 1.2 x 3.0	.220 / .161	428	TBD	1
10197	BLSR1203-005	4.130	4.000	6.125	1.115	70.0	.163	-25cc	9:1	.927 x 2.250	1.2 x 1.2 x 3.0	.220 / .161	429	TBD	1
10198	BLSR1203-010	4.135	4.000	6.125	1.115	70.0	.163	-25cc	9:2	.927 x 2.250	1.2 x 1.2 x 3.0	.220 / .161	430	TBD	1
10199	BLSR1203-030	4.155	4.000	6.125	1.115	70.0	.163	-25cc	9:3	.927 x 2.250	1.2 x 1.2 x 3.0	.220 / .161	434	TBD	1
10201	BLSR1204-005	4.130	4.000	6.125	1.120	70.0	FT	-4.6cc	11:2	.927 x 2.250	1.2 x 1.2 x 3.0	.220 / SP	429	TBD	1
10202	BLSR1204-010	4.135	4.000	6.125	1.120	70.0	FT	-4.6cc	11:3	.927 x 2.250	1.2 x 1.2 x 3.0	.220 / SP	430	TBD	1
10203	BLSR1204-030	4.155	4.000	6.125	1.120	70.0	FT	-4.6cc	11:5	.927 x 2.250	1.2 x 1.2 x 3.0	.220 / SP	434	TBD	1
10204	BLSR1204-STD	4.125	4.000	6.125	1.120	70.0	FT	-4.6cc	11:1	.927 x 2.250	1.2 x 1.2 x 3.0	.220 / SP	428	TBD	1
10205	BLSR1205-005	4.130	4.125	6.125	1.055	70.0	FT	-4.6cc	11:4	.927 x 2.250	1.2 x 1.2 x 3.0	.220 / SP	442	TBD	1
10206	BLSR1205-010	4.135	4.125	6.125	1.055	70.0	FT	-4.6cc	11:5	.927 x 2.250	1.2 x 1.2 x 3.0	.220 / SP	443	TBD	1
10207	BLSR1205-030	4.155	4.125	6.125	1.055	70.0	FT	-4.6cc	11:6	.927 x 2.250	1.2 x 1.2 x 3.0	.220 / SP	447	TBD	1
10208	BLSR1205-STD	4.125	4.125	6.125	1.055	70.0	FT	-4.6cc	11:4	.927 x 2.250	1.2 x 1.2 x 3.0	.220 / SP	441	TBD	1

LS 5.3L, Fit All 15° Heads

CP-Carrillo Bullet pistons are designed specifically for LS 5.3L 15° heads. Pistons are proudly made in the USA from 2618 forgings and are available with -3.5cc flat tops and -13.1cc dish. 1.5mm steel gas nitride top ring, 1.5mm Napier second ring, 3.0mm oil ring and include .945 x 2.250 or .927 x 2.250 pins with .180 wall standard.

Notes: 1 - Power Adder.

2 VR'S NO GAS PORTS

ID	Part #	Bore	Stroke	Rod	Comp Height	Head CC	Dome Height	Dish/Dome	C/R	Pin Dia	Ring Thickness (mm)	VR Depths	Eng.	Gram	Notes
9933	BLS1013-STD	3.780	3.622	6.125	1.300	62.0	FT	-3.5cc	FT	.927 x 2.250	1.5 x 1.5 x 3.0	.200 / SP	325	TBD	1
9934	BLS1013-019	3.799	3.622	6.125	1.300	62.0	FT	-3.5cc	FT	.927 x 2.250	1.5 x 1.5 x 3.0	.200 / SP	328	TBD	1
9929	BLS1014-STD	3.780	4.000	6.125	1.110	62.0	.100	-13.1cc	9.5:1	.927 x 2.250	1.5 x 1.5 x 3.0	.185 / .145	359	TBD	1
9930	BLS1014-019	3.799	4.000	6.125	1.110	62.0	.100	-13.1cc	9.6:1	.927 x 2.250	1.5 x 1.5 x 3.0	.185 / .145	363	TBD	1
9932	BLS1124-STD	3.780	3.622	6.098	1.335	62.0	FT	-3.1cc	10.1:1	.945 x 2.250	1.5 x 1.5 x 3.0	.180 / .130	5.3L	TBD	1
9931	BLS1124-019	3.799	3.622	6.098	1.335	62.0	FT	-3.1cc	10.2:1	.945 x 2.250	1.5 x 1.5 x 3.0	.180 / .130	5.3L	TBD	1





CHEVROLET LS



BULLET SERIES

LS, Fit All 15° Heads L92

CP-Carrillo Bullet pistons are designed specifically to fit all LS 15° heads. Pistons are proudly made in the USA from 2618 forgings and are suitable for nitrous oxide Superchargers or Turbos. Pistons feature special skirt design for low piston noise, 1.5mm steel gas nitride top ring, 1.5mm Napier second ring, 3.0mm oil ring and include .945 x 2.250 or .927 x 2.250 pins with .180 wall standard.

Notes: 1 - Power Adder, 2 - Normally Aspirated, 6 - a direct replacement LS3 part to OEM same weight, 9 - Made to order.

2 VR'S

NO GAS PORTS

ID	Part #	Bore	Stroke	Rod	Comp Height	Head CC	Dome Height	Dish/Dome	C/R	Pin Dia	Ring Thickness (mm)	VR Depths	Eng.	Gram	Notes
6182	BLS1001-007	3.905	3.622	6.125	1.300	70.0	FT	-4.1cc	FT	.927 x 2.250	1.5 x 1.5 x 3.0	.200 / SP	347	420	1
6183	BLS1002-007	3.905	4.000	6.125	1.110	68.0	-.135	-18.2cc	9:1	.927 x 2.250	1.5 x 1.5 x 3.0	.185 / .145	383	376	1
6184	BLS1003-007	3.905	4.000	6.200	1.035	64.0	-.135	-18.2cc	9.5:1	.927 x 2.250	1.5 x 1.5 x 3.0	.185 / .145	383	362	1
6185	BLS1004-005	4.005	4.000	6.125	1.110	63.0	-.195	-27.8cc	9:1	.927 x 2.250	1.5 x 1.5 x 3.0	.200 / .155	403	406	1
6186	BLS1005-005	4.005	4.000	6.125	1.110	64.0	-.080	-12.7cc	10.3:1	.927 x 2.250	1.5 x 1.5 x 3.0	.200 / SP	403	399	2
6187	BLS1006-030	4.030	4.000	6.125	1.110	64.0	-.188	-27.5cc	9:1	.927 x 2.250	1.5 x 1.5 x 3.0	.200 / .155	408	413	1
9120	BLS1006-040	4.040	4.000	6.125	1.110	64.0	-.188	-27.5cc	9.2:1	.927 x 2.250	1.5 x 1.5 x 3.0	.200 / .155	410	415	1
9720	BLS1007-STD	4.065	4.000	6.125	1.110	70.0	-.070	-11.2cc	9.9:1	.927 x 2.250	1.5 x 1.5 x 3.0	.200 / SP	415	442	1
9751	BLS1007-005	4.070	4.000	6.125	1.110	70.0	-.070	-11.2cc	9.9:1	.927 x 2.250	1.5 x 1.5 x 3.0	.200 / SP	416	443	1
9439	BLS1007-010	4.075	4.000	6.125	1.110	70.0	-.070	-11.2cc	10.2:1	.927 x 2.250	1.5 x 1.5 x 3.0	.200 / SP	417	444	1
7538	BLS1007-015	4.080	4.000	6.125	1.110	70.0	-.070	-11.2cc	10.2:1	.927 x 2.250	1.5 x 1.5 x 3.0	.200 / SP	418	447	1
6188	BLS1007-030	4.030	4.000	6.125	1.110	64.0	-.082	-13.4cc	10.3:1	.927 x 2.250	1.5 x 1.5 x 3.0	.200 / SP	408	406	2
6495	BLS1007-080	4.080	4.000	6.125	1.110	64.0	-.082	-13.4cc	10.5:1	.927 x 2.250	1.5 x 1.5 x 3.0	.200 / SP	418	419	2
6424	BLS1008-125	4.125	4.000	6.125	1.110	64.0	-.110	-17.4cc	10.3:1	.927 x 2.250	1.5 x 1.5 x 3.0	.210 / SP	428	431	2
6432	BLS1009-007	3.905	4.000	6.125	1.110	65.0	FT	-2.7cc	11:1	.927 x 2.250	1.5 x 1.5 x 3.0	.175 / SP	383	378	2
6433	BLS1010-005	4.005	4.000	6.125	1.110	65.0	FT	-2.7cc	11.5:1	.927 x 2.250	1.5 x 1.5 x 3.0	.175 / SP	403	402	2
6447	BLS1011-005	4.005	3.622	6.125	1.300	68.0	FT	-2.7cc	10.2:1	.927 x 2.250	1.5 x 1.5 x 3.0	.175 / SP	365	430	2
9282	BLS1011-030	4.030	3.622	6.125	1.300	68.0	FT	-2.7cc	10.4:1	.927 x 2.250	1.5 x 1.5 x 3.0	.175 / SP	370	438	2
8634	BLS1012-005	4.005	3.622	6.125	1.300	68.0	FT	-2.7cc	10.2:1	.927 x 2.250	1.5 x 1.5 x 3.0	.175 / SP	365	475	1
6448	BLS1111-030	4.030	4.000	6.125	1.105	65.0	FT	-2.7cc	11.5:1	.927 x 2.250	1.5 x 1.5 x 3.0	.175 / SP	408	408	2
6496	BLS1112-007	3.905	3.622	6.125	1.305	70.0	FT	-2.7cc	9.6	.927 x 2.250	1.5 x 1.5 x 3.0	.175 / SP	347	406	2
6497	BLS1113-125	4.125	4.000	6.125	1.115	70.0	FT	-3.8cc	11.3:1	.927 x 2.250	1.5 x 1.5 x 3.0	.200 / SP	428	428	2
8400	BLS1113-130	4.130	4.000	6.125	1.115	70.0	FT	-3.8cc	11.3:1	.927 x 2.250	1.5 x 1.5 x 3.0	.200 / SP	429	428	2
9450	BLS1114-005	4.070	3.622	6.125	1.300	70.0	-.0935	-14.5cc	9:2	.927 x 2.250	1.5 x 1.5 x 3.0	.200 / .155	377	472	1
7661	BLS1114-010	4.075	3.622	6.125	1.300	70.0	-.0935	-14.5cc	9:2	.927 x 2.250	1.5 x 1.5 x 3.0	.200 / .155	378	473	1
7342	BLS1114-STD	4.065	3.622	6.125	1.300	70.0	-.0935	-14.5cc	9:1	.927 x 2.250	1.5 x 1.5 x 3.0	.200 / .155	376	470	1
7431	BLS1115-STD	4.065	4.000	6.125	1.110	71.0	.180	-27.4cc	9:1	.927 x 2.250	1.5 x 1.5 x 3.0	.200 / SP	415	421	1
8998	BLS1115-005	4.070	4.000	6.125	1.110	71.0	.180	-27.4cc	9:1	.927 x 2.250	1.5 x 1.5 x 3.0	.200 / SP	416	421	1
7306	BLS1116-005	4.005	3.622	6.125	1.300	70.0	.015	-5.6cc	9.5:1	.927 x 2.250	1.5 x 1.5 x 3.0	.200 / .155	365	461	2
8759	BLS1117-005	4.005	4.000	6.125	1.110	68.0	0.040	-8cc	10.5:1	.927 x 2.250	1.5 x 1.5 x 3.0	.200 / SP	403	442	1
6598	BLS1117-030	4.030	4.000	6.125	1.110	64.0	0.082	-13.4cc	10.3:1	.927 x 2.250	1.5 x 1.5 x 3.0	.200 / SP	408	438	1
6794	BLS1118-030	4.030	3.622	6.125	1.300	68.0	0.081	-13cc	9:1	.927 x 2.250	1.5 x 1.5 x 3.0	.200 / SP	370	481	1
6794	BLS1118-040	4.040	3.622	6.125	1.300	68.0	0.081	-13cc	9:1	.927 x 2.250	1.5 x 1.5 x 3.0	.200 / SP	371	481	1
6943	BLS1119-015	4.080	4.000	6.125	1.110	68.0	FT	-2.7cc	11.3:1	.927 x 2.250	1.5 x 1.5 x 3.0	.175 / SP	418	421	2
7495	BLS1120-015	4.080	4.100	6.125	1.060	64.0	.0825	-13.4cc	10.8:1	.927 x 2.250	1.5 x 1.5 x 3.0	.200 / SP	429	425	1
8398	BLS1121-005	4.070	3.622	6.125	1.305	66.5	FT	-2.7cc	10.6	.927 x 2.250	1.5 x 1.5 x 3.0	.175 / SP	377	TBD	2
7334	BLS1121-STD	4.065	3.622	6.125	1.305	66.5	FT	-2.7cc	10.5	.927 x 2.250	1.5 x 1.5 x 3.0	.175 / SP	376	TBD	2
7395	BLS1122-015	4.080	3.622	6.125	1.305	66.5	FT	-2.7cc	10.6	.927 x 2.250	1.5 x 1.5 x 3.0	.175 / SP	379	TBD	2

*15° Heads L92 continued on next page





CHEVROLET LS

BULLET SERIES

LS, Fit All 15° Heads L92

CP-Carrillo Bullet pistons are designed specifically to fit all LS 15° heads. Pistons are proudly made in the USA from 2618 forgings and are suitable for nitrous oxide Superchargers or Turbos. Pistons feature special skirt design for low piston noise, 1.5mm steel gas nitride top ring, 1.5mm Napier second ring, 3.0mm oil ring and include .945 x 2.250 or .927 x 2.250 pins with .180 wall standard.

Notes: 1 - Power Adder, 2 - Normally Aspirated, 6 - a direct replacement LS3 part to OEM same weight, 9 - Made to order.

2 VR'S NO GAS PORTS

ID	Part #	Bore	Stroke	Rod	Comp Height	Head CC	Dome Height	Dish/Dome	C/R	Pin Dia	Ring Thickness (mm)	VR Depths	Eng.	Gram	Notes
8399	BLS1123-005	4.070	4.000	6.125	1.110	66.0	FT	-2.7cc	11.6:1	.927 x 2.250	1.5 x 1.5 x 3.0	.175 / SP	416	TBD	2
7305	BLS1123-STD	4.065	4.000	6.125	1.110	66.0	FT	-2.7cc	11.5:1	.927 x 2.250	1.5 x 1.5 x 3.0	.175 / SP	415	TBD	2
7427	BLS1124-125	3.905	3.622	6.095	1.337	61.2	FT	-2.7cc	10.6:1	.945 x 2.250	1.5 x 1.5 x 3.0	.180 / .130	5.3L	410	2
7474	BLS1125-060	4.125	4.000	6.125	1.115	68.0	.144	-22.2cc	9.5:1	.927 x 2.250	1.5 x 1.5 x 3.0	.200 / .155	428	446	1
7511	BLS1126-005	4.005	4.000	6.125	1.110	70.0	.0935	-14.5cc	9.5:1	.927 x 2.250	1.5 x 1.5 x 3.0	.200 / SP	403	406	1
7513	BLS1127-015	4.080	3.622	6.125	1.295	70.0	FT	-3.5cc	10.1	.927 x 2.250	1.5 x 1.5 x 3.0	.200 / SP	379	475	1
7537	BLS1128-015	4.080	4.000	6.125	1.110	70.0	-.172	-25.1cc	9.1:1	.927 x 2.250	1.5 x 1.5 x 3.0	.200 / SP	418	431	1
8447	BLS1129-005	4.070	4.125	6.125	1.050	68.0	.175	+9.5cc	13.5:1	.927 x 2.250	1.5 x 1.5 x 3.0	.200 / SP	429	448	2
7698	BLS1129-STD	4.065	4.125	6.125	1.050	68.0	.175	+9.5cc	13.5:1	.927 x 2.250	1.5 x 1.5 x 3.0	.200 / SP	428	448	2, 9
7716	BLS1130-065	4.130	4.000	6.125	1.105	68.0	.095	-14.2cc	10.5:1	.927 x 2.250	1.5 x 1.5 x 3.0	.175 / SP	429	408	2, 9
7838	BLS1131-STD	4.065	4.000	6.125	1.110	68.0	.230	+11.8cc	13.5	.927 x 2.250	1.5 x 1.5 x 3.0	.200 / SP	415	419	2
7847	BLS1132-030	4.030	4.125	6.125	1.050	68.0	F.T.	-2.7cc	11.5:1	.927 x 2.250	1.5 x 1.5 x 3.0	.175 / SP	421	448	2
9165	BLS1132-065	4.065	4.125	6.125	1.050	68.0	F.T.	-2.7cc	11.7:1	.927 x 2.250	1.5 x 1.5 x 3.0	.175 / SP	428	449	2
9160	BLS1132-070	4.070	4.125	6.125	1.050	68.0	F.T.	-2.7cc	11.7:1	.927 x 2.250	1.5 x 1.5 x 3.0	.175 / SP	429	449	2
9161	BLS1132-075	4.075	4.125	6.125	1.050	68.0	F.T.	-2.7cc	11.8:1	.927 x 2.250	1.5 x 1.5 x 3.0	.175 / SP	430	450	2
9140	BLS1132-080	4.080	4.125	6.125	1.050	68.0	F.T.	-2.7cc	11.8:1	.927 x 2.250	1.5 x 1.5 x 3.0	.175 / SP	431	450	2
8039	BLS1133-045	4.045	4.000	6.125	1.115	68.0	.175	+10cc	13.1:1	.927 x 2.250	1.5 x 1.5 x 3.0	.190 / SP	411	462	2, 9
8462	BLS1134-005	4.005	4.125	6.125	1.050	68.0	-.165	-23.9cc	9.2:1	.927 x 2.250	1.5 x 1.5 x 3.0	.175 / SP	416	403	1
8466	BLS1134-030	4.030	4.125	6.125	1.050	68.0	-.1455	-21.5cc	9.5:1	.927 x 2.250	1.5 x 1.5 x 3.0	.175 / SP	421	406	1
8884	BLS1134-125	4.125	4.125	6.125	1.065	68.0	-.175	-30cc	9.4:1	.927 x 2.250	1.5 x 1.5 x 3.0	.265 / SP	441	440	1
8884	BLS1134-125	4.125	4.100	6.125	1.065	68.0	-.175	-30cc	9.1:1	.927 x 2.250	1.5 x 1.5 x 3.0	.265 / SP	438	440	1
8465	BLS1135-030	4.030	3.622	6.125	1.300	68.0	FT	-2.7cc	10.2:1	.927 x 2.250	1.5 x 1.5 x 3.0	.175 / SP	370	479	1
9540	BLS1135-065	4.065	3.622	6.125	1.300	68.0	FT	-2.7cc	10.3:1	.927 x 2.250	1.5 x 1.5 x 3.0	.175 / SP	376	479	1
9162	BLS1135-070	4.070	3.622	6.125	1.300	68.0	FT	-2.7cc	10.3:1	.927 x 2.250	1.5 x 1.5 x 3.0	.175 / SP	377	479	1
9539	BLS1135-075	4.075	3.622	6.125	1.300	68.0	FT	-2.7cc	10.4:1	.927 x 2.250	1.5 x 1.5 x 3.0	.175 / SP	378	479	1
8464	BLS1136-005	4.070	3.622	6.125	1.314	68.0	FT	-2.7cc	10.6:1	.927 x 2.250	1.5 x 1.5 x 3.0	.175 / SP	377	492	1
8464	BLS1137-STD	4.065	4.000	6.125	1.115	70.0	-.042	-8.4cc	10.5:1	.927 x 2.250	1.5 x 1.5 x 3.0	.200 / SP	415	454	1
8464	BLS1137-005	4.070	4.000	6.125	1.115	70.0	-.045	-8.6cc	10.5:1	.927 x 2.250	1.5 x 1.5 x 3.0	.200 / SP	416	454	1
9446	BLS1137-010	4.075	4.000	6.125	1.115	70.0	-.045	-8.6cc	10.6:1	.927 x 2.250	1.5 x 1.5 x 3.0	.200 / SP	417	455	1
9097	BLS1138-005	4.005	3.622	6.125	1.305	68.0	FT	+10cc	10.1	.927 x 2.250	1.5 x 1.5 x 3.0	.190 / SP	365	473	1
9143	BLS1139-STD	4.065	3.622	6.098	1.335	68.0	FT	-2.7cc	10.3:1	.945 x 2.250	1.5 x 1.5 x 3.0	.175 / SP	376	485	2
9277	BLS1140-005	4.005	3.622	6.125	1.300	68.0	-.085	-13.3cc	9:1	.927 x 2.250	1.5 x 1.5 x 3.0	.200 / .155	365	TBD	1
9278	BLS1141-005	4.005	3.622	6.095	1.335	68.0	-.082	-13.cc	9:1	.945 x 2.250	1.5 x 1.5 x 3.0	.200 / .155	365	TBD	1
9345	BLS1142-030	4.030	4.000	6.125	1.110	68.0	FT	-2.7cc	11:1	.927 x 2.250	1.5 x 1.5 x 3.0	.175 / SP	408	452	1
9538	BLS1143-007	3.905	4.000	6.125	1.110	68.0	FT	-2.7cc	10:5	.927 x 2.250	1.5 x 1.5 x 3.0	.175 / SP	383	416	1
9617	BLS1144-STD	4.065	3.622	6.098	1.335	68.0	FT	-2.7cc	10.3:1	.945 x 2.250	1.5 x 1.5 x 3.0	.175 / SP	376	521	2, 6
10178	BLS1145-005	4.005	3.622	6.098	1.330	68.0	FT	-2.7cc	9:8	.945 x 2.250	1.5 x 1.5 x 3.0	.175 / SP	365	TBD	2
10330	BLS1146-005	4.005	4.000	6.125	1.110	68.0		-20cc	9.2:1	.927 x 2.250	1.5 x 1.5 x 3.0	.200 / SP	403	415	1
10331	BLS1150-005	4.005	3.622	6.125	1.300	68.0	FT	-3cc	10.1:1	.927 x 2.250	1.5 x 1.5 x 3.0	.200 / SP	365		1



LS, Fit All 15° Heads L92 continued													2 SYM			
ID	Part #	Bore	Stroke	Rod	Comp Height	Head CC	Dome Height	Dish/Dome	C/R	Pin Dia	Ring Thickness (mm)	VR Depths	Eng.	Gram	Notes	
10332	BLS1151-005	4.005	4.000	6.125	1.110	68.0	FT	-3cc	11.1:1	.927 x 2.250	1.5 x 1.5 x 3.0	.200 / SP	403		1	
10333	BLS1150-030	4.030	3.622	6.125	1.300	68.0	FT	-3cc	10.1:1	.927 x 2.250	1.5 x 1.5 x 3.0	.200 / SP	370		1	
10334	BLS1151-030	4.030	4.000	6.125	1.110	68.0	FT	-3cc	11.1:1	.927 x 2.250	1.5 x 1.5 x 3.0	.200 / SP	408		1	
10335	BLS1152-005	4.070	3.622	6.125	1.300	68.0	FT	-3cc	10.31	.927 x 2.250	1.5 x 1.5 x 3.0	.200 / SP	377		1	
10336	BLS1153-005	4.070	4.000	6.125	1.110	68.0	FT	-3cc	11.3:1	.927 x 2.250	1.5 x 1.5 x 3.0	.200 / SP	416		1	

CHEVROLET LS



BULLET SERIES

LS7 Series - Fit 12° Heads

CP-Carrillo Bullet pistons are designed specifically to fit all LS 12° heads. Pistons are proudly made in the USA from 2618 forgings and are suitable for nitrous oxide Superchargers or Turbos. Pistons feature special skirt design for low piston noise, 1.5mm steel gas nitride ring top, 1.5mm Napier second ring, 3.0mm oil ring and include .927 x 2.250 or .866 x 2.250 pins with .180 wall standard.

Notes: 1 - Power Adder, 9 - Made to order.

													2 VR'S		NO GAS PORTS	
ID	Part #	Bore	Stroke	Rod	Comp Height	Head CC	Dome Height	Dish/Dome	C/R	Pin Dia	Ring Thickness (mm)	VR Depths	Eng.	Gram	Notes	
7640	BLS1200-005	4.130	4.000	6.125	1.120	67.5	.175	+5cc	12.9:1	.927 x 2.250	1.5 x 1.5 x 3.0	.220 / SP	429	488	1	
8939	BLS1200-010	4.135	4.000	6.125	1.120	67.5	.175	+5cc	12.9:1	.927 x 2.250	1.5 x 1.5 x 3.0	.220 / SP	430	490	1	
8506	BLS1200-030	4.155	4.000	6.125	1.120	67.5	.175	+5cc	13:1	.927 x 2.250	1.5 x 1.5 x 3.0	.220 / SP	434	488	1	
8493	BLS1200-STD	4.125	4.000	6.125	1.120	67.5	.175	+5cc	12.9:1	.927 x 2.250	1.5 x 1.5 x 3.0	.220 / SP	428	488	1	
7639	BLS1201-005	4.130	4.125	6.125	1.055	66.5	.175	+5cc	13.3:1	.927 x 2.250	1.5 x 1.5 x 3.0	.220 / SP	442	456	1	
9447	BLS1201-010	4.135	4.125	6.125	1.055	66.5	.175	+5cc	13.4:1	.927 x 2.250	1.5 x 1.5 x 3.0	.220 / SP	443	457	1	
9448	BLS1201-030	4.155	4.125	6.125	1.055	66.5	.175	+5cc	13.7:1	.927 x 2.250	1.5 x 1.5 x 3.0	.220 / SP	447	458	1	
8494	BLS1201-STD	4.125	4.125	6.125	1.055	66.5	.175	+5cc	13.7:1	.927 x 2.250	1.5 x 1.5 x 3.0	.220 / SP	441	458	1	
8402	BLS1202-005	4.130	4.000	6.077	1.163	70.0	FT	-4.6cc	11.2:1	.927 x 2.250	1.5 x 1.5 x 3.0	.220 / .161	429	456	1	
9163	BLS1202-010	4.135	4.000	6.077	1.163	70.0	FT	-4.6cc	11.3:1	.927 x 2.250	1.5 x 1.5 x 3.0	.220 / .162	430	457	1	
8401	BLS1202-STD	4.125	4.000	6.077	1.163	70.0	FT	-4.6cc	11.2:1	.927 x 2.250	1.5 x 1.5 x 3.0	.220 / .161	428	456	1, 9	
9279	BLS1203-STD	4.125	4.000	6.125	1.115	70.0	-.163	-25cc	9:1	.927 x 2.250	1.5 x 1.5 x 3.0	.220 / .161	428	TBD	1	
10179	BLS1203-005	4.130	4.000	6.125	1.115	70.0	-.163	-25cc	9:1	.927 x 2.250	1.5 x 1.5 x 3.0	.220 / .161	429	TBD	1	
10180	BLS1203-010	4.135	4.000	6.125	1.115	70.0	-.163	-25cc	9:2	.927 x 2.250	1.5 x 1.5 x 3.0	.220 / .161	430	TBD	1	
10181	BLS1203-030	4.155	4.000	6.125	1.115	70.0	-.163	-25cc	9:3	.927 x 2.250	1.5 x 1.5 x 3.0	.220 / .161	434	TBD	1	
10182	BLS1204-005	4.130	4.000	6.125	1.115	70.0	FT	-4.6cc	11.2	.927 x 2.250	1.5 x 1.5 x 3.0	.220 / SP	429	TBD	1	
10183	BLS1204-010	4.135	4.000	6.125	1.115	70.0	FT	-4.6cc	11.3	.927 x 2.250	1.5 x 1.5 x 3.0	.220 / SP	430	TBD	1	
10184	BLS1204-030	4.155	4.000	6.125	1.115	70.0	FT	-4.6cc	11.5	.927 x 2.250	1.5 x 1.5 x 3.0	.220 / SP	434	TBD	1	
10185	BLS1204-STD	4.125	4.000	6.125	1.115	70.0	FT	-4.6cc	11.1	.927 x 2.250	1.5 x 1.5 x 3.0	.220 / SP	428	TBD	1	
10186	BLS1205-005	4.130	4.125	6.125	1.055	70.0	FT	-4.6cc	11.6	.927 x 2.250	1.5 x 1.5 x 3.0	.220 / SP	442	TBD	1	
10187	BLS1205-010	4.135	4.125	6.125	1.055	70.0	FT	-4.6cc	11.6	.927 x 2.250	1.5 x 1.5 x 3.0	.220 / SP	443	TBD	1	
10188	BLS1205-030	4.155	4.125	6.125	1.055	70.0	FT	-4.6cc	11.7	.927 x 2.250	1.5 x 1.5 x 3.0	.220 / SP	447	TBD	1	
10189	BLS1205-STD	4.125	4.125	6.125	1.055	70.0	FT	-4.6cc	11.5	.927 x 2.250	1.5 x 1.5 x 3.0	.220 / SP	441	TBD	1	
8594	BLSX1230-STD	4.185	4.125	6.000	1.180	70.0	-.050	-11.3cc	11.1:1	.866 x 2.250	1.2 x 1.2 x 3.0	.250 / .225	454	478	1	

LOODRS PRO LITE LS Series Fits TFS 13.5° Heads

CP-Carrillo Bullet pistons are designed specifically for LOODRS PRO LITE off road series to fit the Trick Flow 13.5° heads. Pistons are proudly made in the USA from 2618 Forgings and are available with -4cc flat tops, 1.5mm steel gas nitride top ring, 1.5mm Napier second ring, 3.0mm oil ring and include .927 x 2.250 pins with .180 wall standard.

Notes: 1 - Power Adder

													2 VR'S		NO GAS PORTS	
ID	Part #	Bore	Stroke	Rod	Comp Height	Head CC	Dome Height	Dish/Dome	C/R	Pin Dia	Ring Thickness (mm)	VR Depths	Eng.	Gram	Notes	
8420	BLS1220-030	4.030	3.420	6.125	1.407	62.0	FT	-4cc	10.4:1	.927 x 2.250	1.5 x 1.5 x 3.0	.195 / SP	349	430	1	
8421	BLS1220-040	4.040	3.420	6.125	1.407	62.0	FT	-4cc	10.5:1	.927 x 2.250	1.5 x 1.5 x 3.0	.195 / SP	351	430	1	





CHEVROLET LS



BULLET SERIES

LT1 pistons 2014-16

CP-Carrillo Bullet pistons are designed specifically to fit 2014-2016 LT1 direct injection LS engines. Pistons are proudly made in the USA from 2618 forgings and are suitable for nitrous oxide Superchargers or Turbos. Pistons feature special skirt design for low piston noise, 1.5mm steel gas nitride top ring, 1.5mm Napier second ring, 3.0mm oil ring and include .927 x 2.250 pins with .180 wall standard.

Notes: 1 - Power Adder, 5 - will not work with factory tapered rod. Made for direct injection.

2 VR'S

NO GAS PORTS

ID	Part #	Bore	Stroke	Rod	Comp Height	Head CC	Dome Height	Dish/Dome	C/R	Pin Dia	Ring Thickness (mm)	VR Depths	Eng.	Gram	Notes
9575	BLT-1000-STD	4.065	3.622	6.125	1.300	58.2	Dome	+6cc	11.9	.927 x 2.250	1.5 x 1.5 x 3.0	.180/ .200	376	TBD	1,5
9574	BLT-1001-005	4.070	3.622	6.125	1.300	58.2	Dome	+6cc	11.9	.927 x 2.250	1.5 x 1.5 x 3.0	.180/ .200	377	TBD	1,5
9621	BLT-1002-STD	4.065	3.622	6.125	1.300	58.2	Dish	-10.7cc	10.5	.927 x 2.250	1.5 x 1.5 x 3.0	.205/ .200	376	535	1,5
9573	BLT-1006-005	4.070	4.000	6.125	1.115	58.2	Dish	-10cc	11.7	.927 x 2.250	1.5 x 1.5 x 3.0	.180/ .200	416	TBD	1,5
9572	BLT-1007-005	4.070	4.000	6.125	1.115	58.2	Dish	-20cc	10.5	.927 x 2.250	1.5 x 1.5 x 3.0	.180/ .200	416	TBD	1,5

CHEVROLET



BULLET RACE ELITE SERIES

Big Block BB3 Xtra / Head Hunter NA

CP-Carrillo Bullet Elite pistons are designed for specifically high HP naturally aspirated big block Chevy's and fit the majority of 24° cylinder heads on the market today, including Brodix BB3 Xtra and Head Hunter. Pistons proudly made in the USA from 2618 come with 46.9cc Domes, .315 deep intake pockets, +100 up exhaust pockets, vertical gas ports, 1.0mm steel top ring, 1.0mm Napier second ring, 3.0mm oil ring, and include .990 x 2.750 pins with a .180 wall standard.

Notes: 2 - Normally Aspirated, 9 - Made to order.

2 VR'S

GAS PORTS INC.

ID	Part #	Bore	Stroke	Rod	Comp Height	Head CC	Dome Height	Dish/Dome	C/R	Pin Dia	Ring Thickness (mm)	VR Depths	Eng.	Gram	Notes
10126	BBCRE5330-STD	4.500	4.375	6.535	1.070	118.0	.650	+46.9cc	14.3	.990 x 2.750	1.0 x 1.0 x 3.0	.315 / .100+	557	TBD	2
10127	BBCRE5330-030	4.530	4.375	6.535	1.070	118.0	.650	+46.9cc	14.5	.990 x 2.750	1.0 x 1.0 x 3.0	.315 / .100+	564	TBD	2
10128	BBCRE5330-060	4.560	4.375	6.535	1.070	118.0	.650	+46.9cc	14.7	.990 x 2.750	1.0 x 1.0 x 3.0	.315 / .100+	572	TBD	2
10129	BBCRE5330-100	4.600	4.375	6.535	1.070	118.0	.650	+46.9cc	14.8	.990 x 2.750	1.0 x 1.0 x 3.0	.315 / .100+	582	TBD	2
10130	BBCRE5330-105	4.605	4.375	6.535	1.070	118.0	.650	+46.9cc	14.8	.990 x 2.750	1.0 x 1.0 x 3.0	.315 / .100+	583	TBD	2
10131	BBCRE5330-110	4.610	4.375	6.535	1.070	118.0	.650	+46.9cc	14.9	.990 x 2.750	1.0 x 1.0 x 3.0	.315 / .100+	584	TBD	2
10132	BBCRE5330-125	4.625	4.375	6.535	1.070	118.0	.650	+46.9cc	14.9	.990 x 2.750	1.0 x 1.0 x 3.0	.315 / .100+	588	TBD	2
10133	BBCRE5331-STD	4.500	4.250	6.535	1.120	118.0	.650	+46.9cc	13.8	.990 x 2.750	1.0 x 1.0 x 3.0	.315 / .100+	541	TBD	2
10134	BBCRE5331-030	4.530	4.250	6.535	1.120	118.0	.650	+46.9cc	14.0	.990 x 2.750	1.0 x 1.0 x 3.0	.315 / .100+	548	TBD	2
10135	BBCRE5331-060	4.560	4.250	6.535	1.120	118.0	.650	+46.9cc	14.2	.990 x 2.750	1.0 x 1.0 x 3.0	.315 / .100+	555	TBD	2
10136	BBCRE5331-100	4.600	4.250	6.535	1.120	118.0	.650	+46.9cc	14.1:1	.990 x 2.750	1.0 x 1.0 x 3.0	.315 / .100+	565	TBD	2
10137	BBCRE5331-105	4.605	4.250	6.535	1.120	118.0	.650	+46.9cc	14.1:1	.990 x 2.750	1.0 x 1.0 x 3.0	.315 / .100+	566	TBD	2
10138	BBCRE5331-110	4.610	4.250	6.535	1.120	118.0	.650	+46.9cc	14.3:1	.990 x 2.750	1.0 x 1.0 x 3.0	.315 / .100+	568	TBD	2
10139	BBCRE5331-125	4.625	4.250	6.535	1.120	118.0	.650	+46.9cc	14.5	.990 x 2.750	1.0 x 1.0 x 3.0	.315 / .100+	571	TBD	2
10140	BBCRE5332-STD	4.500	4.375	6.385	1.220	118.0	.650	+46.9cc	14.2	.990 x 2.750	1.0 x 1.0 x 3.0	.315 / .100+	557	TBD	2
10141	BBCRE5332-030	4.530	4.375	6.385	1.220	118.0	.650	+46.9cc	14.4	.990 x 2.750	1.0 x 1.0 x 3.0	.315 / .100+	564	TBD	2
10142	BBCRE5332-060	4.560	4.375	6.385	1.220	118.0	.650	+46.9cc	14.6	.990 x 2.750	1.0 x 1.0 x 3.0	.315 / .100+	572	TBD	2
10143	BBCRE5332-100	4.600	4.375	6.385	1.220	118.0	.650	+46.9cc	14.8	.990 x 2.750	1.0 x 1.0 x 3.0	.315 / .100+	582	TBD	2
10144	BBCRE5332-105	4.605	4.375	6.385	1.220	118.0	.650	+46.9cc	14.8	.990 x 2.750	1.0 x 1.0 x 3.0	.315 / .100+	583	TBD	2
10145	BBCRE5332-110	4.610	4.375	6.385	1.220	118.0	.650	+46.9cc	14.8	.990 x 2.750	1.0 x 1.0 x 3.0	.315 / .100+	584	TBD	2
10146	BBCRE5332-125	4.625	4.375	6.385	1.220	118.0	.650	+46.9cc	14.9	.990 x 2.750	1.0 x 1.0 x 3.0	.315 / .100+	588	TBD	2
10251	BBCRE5333-STD	4.500	4.000	6.535	1.245	118.0	.650	+46.9cc	13.0	.990 x 2.750	1.0 x 1.0 x 3.0	.315 / .100+	509	TBD	2, 9
10252	BBCRE5333-030	4.530	4.000	6.535	1.245	118.0	.650	+46.9cc	13.2	.990 x 2.750	1.0 x 1.0 x 3.0	.315 / .100+	516	TBD	2, 9
10253	BBCRE5333-060	4.560	4.000	6.535	1.245	118.0	.650	+46.9cc	13.4	.990 x 2.750	1.0 x 1.0 x 3.0	.315 / .100+	523	TBD	2, 9
10254	BBCRE5333-100	4.600	4.000	6.535	1.245	118.0	.650	+46.9cc	13.5	.990 x 2.750	1.0 x 1.0 x 3.0	.315 / .100+	532	TBD	2, 9



CHEVROLET



BULLET RACE ELITE SERIES

Big Block BB3 Xtra / Head Hunter NA

CP-Carrillo Bullet Elite pistons are designed for specifically high HP naturally aspirated big block Chevy's and fit the majority of 24° cylinder heads on the mark today, including Brodix BB3 Xtra and Head Hunter. Pistons proudly made in the USA from 2618 come with 46.9cc Domes, .310 deep intake pockets, .+100 up exhaust pockets, vertical gas ports, 1.0mm steel top ring, 1.0mm Napier second ring, 3.0mm oil ring, and include .990 x 2.750 pins with a .180 wall standard.

Notes: 2 - Normally Aspirated, 9 - Made to order.

2 VR'S GAS PORTS INC.

ID	Part #	Bore	Stroke	Rod	Comp Height	Head CC	Dome Height	Dish/Dome	C/R	Pin Dia	Ring Thickness (mm)	VR Depths	Eng.	Gram	Notes
10255	BBCRE5333-105	4.605	4.000	6.535	1.245	118.0	.650	+46.9cc	13.1:1	.990 x 2.750	1.0 x 1.0 x 3.0	.315 / .100+	533	TBD	2, 9
10153	BBCRE5333-125	4.625	4.000	6.535	1.245	118.0	.650	+46.9cc	13.5:1	.990 x 2.750	1.0 x 1.0 x 3.0	.315 / .100+	538	TBD	2, 9
10147	BBCRE5333-STD	4.500	4.250	6.385	1.275	118.0	.650	+46.9cc	13.9	.990 x 2.750	1.0 x 1.0 x 3.0	.315 / .100+	541	TBD	2
10148	BBCRE5334-030	4.530	4.250	6.385	1.275	118.0	.650	+46.9cc	14.0	.990 x 2.750	1.0 x 1.0 x 3.0	.315 / .100+	548	TBD	2
10149	BBCRE5334-060	4.560	4.250	6.385	1.275	118.0	.650	+46.9cc	14.1	.990 x 2.750	1.0 x 1.0 x 3.0	.315 / .100+	555	TBD	2
10150	BBCRE5334-100	4.600	4.250	6.385	1.275	118.0	.650	+46.9cc	14.1:1	.990 x 2.750	1.0 x 1.0 x 3.0	.315 / .100+	565	TBD	2
10151	BBCRE5334-105	4.605	4.250	6.385	1.275	118.0	.650	+46.9cc	14.1:1	.990 x 2.750	1.0 x 1.0 x 3.0	.315 / .100+	566	TBD	2
10152	BBCRE5334-110	4.610	4.250	6.385	1.275	118.0	.650	+46.9cc	14.2:1	.990 x 2.750	1.0 x 1.0 x 3.0	.315 / .100+	568	TBD	2
10153	BBCRE5334-125	4.625	4.250	6.385	1.275	118.0	.650	+46.9cc	14.3:1	.990 x 2.750	1.0 x 1.0 x 3.0	.315 / .100+	571	TBD	2

Big Block BB3 Xtra / Head Hunter N20

CP-Carrillo Bullet Elite pistons are designed specifically for high HP nitrous drag racing big block Chevy's and fit the majority of 24° cylinder heads on the mark today, including Brodix BB3 Xtra and Head Hunter. Pistons proudly made in the USA from 2618 forgings come with 46.9cc Domes, .310 deep intake pockets, .+100 up exhaust pockets, vertical gas ports, .043 steel top ring, .043 Napier second ring, 3mm oil ring and include .990 x 2.930 pins with a .200 wall standard.

Notes: 1 - Power Adder.

2 VR'S GAS PORTS INC.

ID	Part #	Bore	Stroke	Rod	Comp Height	Head CC	Dome Height	Dish/Dome	C/R	Pin Dia	Ring Thickness (in x in x mm)	VR Depths	Eng.	Gram	Notes
10240	BBCRE5319-STD	4.500	4.375	6.385	1.220	118.0	.650	+46.9cc	14.5	.990 x 2.930	.043 x .043 x 3.0	.310 / .100+	557	TBD	1
10241	BBCRE5319-030	4.530	4.375	6.385	1.220	118.0	.650	+46.9cc	14.7	.990 x 2.930	.043 x .043 x 3.0	.310 / .100+	564	TBD	1
10242	BBCRE5319-060	4.560	4.375	6.385	1.220	118.0	.650	+46.9cc	14.9	.990 x 2.930	.043 x .043 x 3.0	.310 / .100+	572	TBD	1
10243	BBCRE5319-100	4.600	4.375	6.385	1.220	118.0	.650	+46.9cc	15.0	.990 x 2.930	.043 x .043 x 3.0	.310 / .100+	582	TBD	1
10244	BBCRE5319-105	4.605	4.375	6.385	1.220	118.0	.650	+46.9cc	15.1	.990 x 2.930	.043 x .043 x 3.0	.310 / .100+	583	TBD	1
10245	BBCRE5319-125	4.625	4.375	6.385	1.220	118.0	.650	+46.9cc	15.2	.990 x 2.930	.043 x .043 x 3.0	.310 / .100+	588	TBD	1
9999	BBCRE5320-100	4.600	4.250	6.535	1.120	118.0	.650	+46.9cc	14.1:1	.990 x 2.930	.043 x .043 x 3.0	.310 / .100+	565	TBD	1
10000	BBCRE5320-105	4.605	4.250	6.535	1.120	118.0	.650	+46.9cc	14.1:1	.990 x 2.930	.043 x .043 x 3.0	.310 / .100+	566	TBD	1
10001	BBCRE5320-125	4.625	4.250	6.535	1.120	118.0	.650	+46.9cc	14.3:1	.990 x 2.930	.043 x .043 x 3.0	.310 / .100+	571	TBD	1
10002	BBCRE5321-100	4.600	4.000	6.535	1.245	118.0	.650	+46.9cc	13.1:1	.990 x 2.930	.043 x .043 x 3.0	.310 / .100+	532	TBD	1
10003	BBCRE5321-105	4.605	4.000	6.535	1.245	118.0	.650	+46.9cc	13.1:1	.990 x 2.930	.043 x .043 x 3.0	.310 / .100+	533	TBD	1
10004	BBCRE5321-125	4.625	4.000	6.535	1.245	118.0	.650	+46.9cc	13.5:1	.990 x 2.930	.043 x .043 x 3.0	.310 / .100+	538	TBD	1
10005	BBCRE5322-100	4.600	4.250	6.385	1.275	118.0	.650	+46.9cc	14.1:1	.990 x 2.930	.043 x .043 x 3.0	.310 / .100+	565	TBD	1
10006	BBCRE5322-105	4.605	4.250	6.385	1.275	118.0	.650	+46.9cc	14.1:1	.990 x 2.930	.043 x .043 x 3.0	.310 / .100+	566	TBD	1
10007	BBCRE5322-125	4.625	4.250	6.385	1.275	118.0	.650	+46.9cc	14.3:1	.990 x 2.930	.043 x .043 x 3.0	.310 / .100+	571	TBD	1



CHEVROLET



BULLET RACE ELITE SERIES

Big Block SR20 NA

CP-Carrillo Bullet Elite pistons are designed for specifically high HP naturally aspirated big block Chevy's using the SR20 cylinder head. Pistons proudly made in the USA from 2618 forgings come with 24.5cc domes .355 deep intake pockets, +.020 Up exhaust pockets, vertical gas ports, 1.0mm steel top ring, 1.0mm Napier second ring, 3.0mm oil ring and include 990 x 2.750 pins with a .180 wall standard.

Notes: 2 - Normally Aspirated.

2 VR WITH SLANT GAS PORTS INC.

ID	Part #	Bore	Stroke	Rod	Comp Height	Head CC	Dome Height	Dish/Dome	C/R	Pin Dia	Ring Thickness (mm)	VR Depths	Eng.	Gram	Notes
10031	BBCSRE5325-100	4.600	4.375	6.535	1.070	95.0	.450	+24.5cc	15.:1	.990 x 2.750	1.0 x 1.0 x 3.0	.355 / .020+	582	TBD	2
10032	BBCSRE5325-105	4.605	4.375	6.535	1.070	95.0	.450	+24.5cc	15.:1	.990 x 2.750	1.0 x 1.0 x 3.0	.355 / .020+	583	TBD	2
10056	BBCSRE5325-110	4.610	4.375	6.535	1.070	95.0	.450	+24.5cc	15.:1	.990 x 2.750	1.0 x 1.0 x 3.0	.355 / .020+	584	TBD	2
10033	BBCSRE5325-115	4.615	4.375	6.535	1.070	95.0	.450	+24.5cc	15.:1	.990 x 2.750	1.0 x 1.0 x 3.0	.355 / .020+	585	TBD	2
10034	BBCSRE5325-125	4.625	4.375	6.535	1.070	95.0	.450	+24.5cc	15.:2	.990 x 2.750	1.0 x 1.0 x 3.0	.355 / .020+	588	TBD	2
10035	BBCSRE5326-100	4.600	4.250	6.535	1.120	95.0	.450	+24.8cc	15.:1	.990 x 2.750	1.0 x 1.0 x 3.0	.355 / .020+	565	TBD	2
10036	BBCSRE5326-105	4.605	4.250	6.535	1.120	95.0	.450	+24.8cc	15.:1	.990 x 2.750	1.0 x 1.0 x 3.0	.355 / .020+	566	TBD	2
10055	BBCSRE5326-110	4.610	4.250	6.535	1.120	95.0	.450	+24.8cc	15.:1	.990 x 2.750	1.0 x 1.0 x 3.0	.355 / .020+	568	TBD	2
10037	BBCSRE5326-115	4.615	4.250	6.535	1.120	95.0	.450	+24.8cc	15.:1	.990 x 2.750	1.0 x 1.0 x 3.0	.355 / .020+	569	TBD	2
10038	BBCSRE5326-125	4.625	4.250	6.535	1.120	95.0	.450	+24.8cc	15.:2	.990 x 2.750	1.0 x 1.0 x 3.0	.355 / .020+	571	TBD	2

Big Block 18° Fit All

"CP-Carrillo Bullet pistons are designed specifically to fit big block Chevy 18°heads. Pistons are proudly made in the USA from 2618 forgings and are available with 19cc solid domes. Piston have .295 deep intake pockets, 1/16 ductile moly top ring, 1/16 second ring, 3/16 oil ring and include .990 x 2.930 pins with a .180 wall standard.

Notes: 2 - Normally Aspirated."

1 VR WITH SLANT NO GAS PORTS

ID	Part #	Bore	Stroke	Rod	Comp Height	Head CC	Dome Height	Dish/Dome	C/R	Pin Dia	Ring Thickness (in)	VR Depths	Eng.	Gram	Notes
6036	BBC5322-100	4.600	4.250	6.535	1.120	89	.250	+19.cc	14.6:1	.990 x 2.930	1/16 x 1/16 x 3/16	-.295	565	609	2





CHEVROLET



BULLET RACE ELITE SERIES

Big Block Open Chamber

CP-Carrillo Bullet pistons are designed specifically to fit big block Chevy Open chamber heads. Pistons are proudly made in the USA from 2618 forgings and come with 1/16 ductile moly top ring, 1/16 second ring, 3/16 oil ring and include .990 x 2.750 or .990 x 2.930 pins with a .180 wall standard.

Notes: 1 - Power Adder, 2 - Normally Aspirated, 9 - Made to order.

1 VR WITH SLANT

NO GAS PORTS

ID	Part #	Bore	Stroke	Rod	Comp Height	Head CC	Dome Height	Dish/Dome	C/R	Pin Dia	Ring Thickness (in)	VR Depths	Eng.	Gram	Notes
5052	BBC5010-030	4.280	4.250	6.385	1.275	118.0	F.T	-2.9cc	8.4:1	.990 x 2.750	1/16 x 1/16 x 3/16	.290 Int	489	569	1
5588	BBC5010-060	4.310	4.250	6.385	1.275	118.0	F.T	-2.9cc	8.5:1	.990 x 2.750	1/16 x 1/16 x 3/16	.290 Int	496	584	1
5588	BBC5010-070	4.320	4.250	6.385	1.275	118.0	F.T	-2.9cc	8.6:1	.990 x 2.750	1/16 x 1/16 x 3/16	.290 Int	498	592	1
7498	BBC5020-030	4.280	4.000	6.135	1.645	118.0	F.T	-2.94cc	7.9:1	.990 x 2.750	1/16 x 1/16 x 3/16	.290 Int	460	445	1
7552	BBC5020-060	4.310	4.000	6.135	1.645	118.0	F.T	-2.94cc	8.1:1	.990 x 2.750	1/16 x 1/16 x 3/16	.290 Int	467	445	1
9167	BBC5020-070	4.320	4.000	6.135	1.765	118.0	F.T	-2.94cc	8.1:1	.990 x 2.750	1/16x 1/16x 3/16	.290 Int	460	445	1
9142	BBC5108-030	4.155	3.760	6.135	1.395	102.0	.175	+13.6cc	10:1	.990 x 2.750	1/16 x 1/16 x 3/16	.250 Int	408	583	2
4960	BBC5110-030	4.280	4.250	6.385	1.275	118.0	.250	+24.3cc	10.4:1	.990 x 2.750	1/16 x 1/16 x 3/16	.295 Int	489	583	2
4953	BBC5110-060	4.310	4.250	6.385	1.275	118.0	.250	+24.4cc	10.5:1	.990 x 2.750	1/16 x 1/16 x 3/16	.295 Int	496	598	2
7575	BBC5110-070	4.320	4.250	6.385	1.275	118.0	.250	+24.4cc	10.5:1	.990 x 2.750	1/16 x 1/16 x 3/16	.295 Int	498	598	2
4897	BBC5111-030	4.280	4.000	6.135	1.645	118.0	.250	+24.3cc	9.8:1	.990 x 2.750	1/16 x 1/16 x 3/16	.295 Int	460	655	2
5565	BBC5111-060	4.310	4.000	6.135	1.645	118.0	.250	+24.5cc	9.8:1	.990 x 2.750	1/16 x 1/16 x 3/16	.295 Int	467	671	2
5050	BBC5112-030	4.280	4.000	6.385	1.400	118.0	.250	+24.3cc	9.8:1	.990 x 2.750	1/16 x 1/16 x 3/16	.295 Int	460	606	2
5587	BBC5112-060	4.310	4.000	6.385	1.400	118.0	.250	+24.4cc	9.9:1	.990 x 2.750	1/16 x 1/16 x 3/16	.295 Int	467	620	2
	BBC5205-100	4.600	4.500	6.700	1.245	118.0	F.T	-3.4cc	10:1	.990 x 2.930	1/16 x 1/16 x 3/16	.310 Int	598	642	1
8000	BBC5205-STD	4.500	4.500	6.700	1.245	118.0	F.T	-3.4cc	9.7:1	.990 x 2.930	1/16 x 1/16 x 3/16	.310 Int	573	642	1
9172	BBC5206-STD	4.500	4.500	6.700	1.245	118.0	-.132	-26cc	8.5:1	.990 x 2.930	1/16 x 1/16 x 3/16	.320 Int	573	635	1
5013	BBC5210-030	4.530	4.250	6.385	1.275	118.0	F.T	-3.4cc	9.3:1	.990 x 2.930	1/16 x 1/16 x 3/16	.310 Int	548	642	1
4871	BBC5210-060	4.560	4.250	6.385	1.275	118.0	F.T	-3.4cc	9.4:1	.990 x 2.930	1/16 x 1/16 x 3/16	.310 Int	555	656	1
4951	BBC5210-100	4.600	4.250	6.385	1.275	118.0	F.T	-3.4cc	9.5:1	.990 x 2.930	1/16 x 1/16 x 3/16	.310 Int	565	676	1
4992	BBC5210-STD	4.500	4.250	6.385	1.275	118.0	F.T	-3.4cc	9.2:1	.990 x 2.930	1/16 x 1/16 x 3/16	.310 Int	541	627	1
8001	BBC5215-STD	4.500	4.000	6.385	1.400	118.0	F.T	-3.4cc	8.6:1	.990 x 2.930	1/16 x 1/16 x 3/16	.310 Int	509	642	1
8451	BBC5220-030	4.530	4.000	6.135	1.645	118.0	F.T	-3.4cc	8.5:1	.990 x 2.930	1/16 x 1/16 x 3/16	.310 Int	516	715	1, 9
8452	BBC5220-060	4.560	4.000	6.135	1.645	118.0	F.T	-3.4cc	8.5:1	.990 x 2.930	1/16 x 1/16 x 3/16	.310 Int	523	725	1
7833	BBC5220-STD	4.500	4.000	6.135	1.645	118.0	F.T	-3.4cc	8.5:1	.990 x 2.930	1/16 x 1/16 x 3/16	.310 Int	509	699	1
8002	BBC5305-STD	4.500	4.500	6.700	1.245	118.0	.250	+24.9cc	12:1	.990 x 2.930	1/16 x 1/16 x 3/16	.310 Int	573	642	1, 9
8726	BBC5305-030	4.530	4.500	6.700	1.245	118.0	.250	+24.9cc	12:3	.990 x 2.930	1/16 x 1/16 x 3/16	.310 Int	580	642	1
9011	BBC5305-060	4.560	4.500	6.700	1.245	118.0	.250	+24.9cc	12:3	.990 x 2.930	1/16 x 1/16 x 3/16	.310 Int	588	642	1
4955	BBC5310-030	4.530	4.250	6.385	1.275	118.0	.250	+24.9cc	11.5:1	.990 x 2.930	1/16 x 1/16 x 3/16	.310 Int	548	651	2
4952	BBC5310-060	4.560	4.250	6.385	1.275	118.0	.250	+24.9cc	11.6:1	.990 x 2.930	1/16 x 1/16 x 3/16	.310 Int	555	667	2
5047	BBC5310-100	4.600	4.250	6.385	1.275	118.0	.250	+24.9cc	11.8:1	.990 x 2.930	1/16 x 1/16 x 3/16	.310 Int	565	684	2
4957	BBC5310-STD	4.500	4.250	6.385	1.275	118.0	.250	+24.9cc	11.3:1	.990 x 2.930	1/16 x 1/16 x 3/16	.310 Int	541	636	2
6029	BBC5311-030	4.530	4.000	6.135	1.645	118.0	.250	+24.5cc	10.8:1	.990 x 2.930	1/16 x 1/16 x 3/16	.310 Int	516	722	2
6030	BBC5311-060	4.560	4.000	6.135	1.645	118.0	.250	+24.5cc	10.8	.990 x 2.930	1/16 x 1/16 x 3/16	.310 Int	523	TBD	2
6028	BBC5311-STD	4.500	4.000	6.135	1.645	118.0	.250	+24.5cc	10.5	.990 x 2.930	1/16 x 1/16 x 3/16	.310 Int	509	TBD	2
6033	BBC5312-030	4.530	4.000	6.385	1.400	118.0	.250	+24.5cc	10.7	.990 x 2.930	1/16 x 1/16 x 3/16	.310 Int	516	TBD	2
6034	BBC5312-060	4.560	4.000	6.385	1.400	118.0	.250	+24.5cc	10.9:1	.990 x 2.930	1/16 x 1/16 x 3/16	.310 Int	523	699	2
6035	BBC5312-100	4.600	4.000	6.385	1.400	118.0	.250	+24.5cc	11.0	.990 x 2.930	1/16 x 1/16 x 3/16	.310 Int	532	TBD	2
6032	BBC5312-STD	4.500	4.000	6.385	1.400	118.0	.250	+24.5cc	10.6	.990 x 2.930	1/16 x 1/16 x 3/16	.310 Int	509	TBD	2

* Big Block Open continued on next page





CHEVROLET



BULLET RACE ELITE SERIES

Big Block Open Chamber

CP-Carrillo Bullet pistons are designed specifically to fit big block Chevy Open chamber heads. Pistons are proudly made in the USA from 2618 forgings and come with 1/16 ductile moly top ring, 1/16 second ring, 3/16 oil ring and include .990 x 2.750 or .990 x 2.930 pins with a .180 wall standard.

Notes: 1 - Power Adder, 2 - Normally Aspirated, 9 - Made to order.

1 VR WITH SLANT NO GAS PORTS

ID	Part #	Bore	Stroke	Rod	Comp Height	Head CC	Dome Height	Dish/Dome	C/R	Pin Dia	Ring Thickness (in)	VR Depths	Eng.	Gram	Notes
7219	BBC5313-100	4.600	4.250	6.385	1.275	118.0	.1255	+13.0cc	10.6	.990 x 2.930	1/16 x 1/16 x 3/16	-.310	565	TBD	2
7250	BBC5313-STD	4.500	4.250	6.385	1.275	118.0	.1255	+13.0cc	10.3	.990 x 2.930	1/16 x 1/16 x 3/16	-.310	541	TBD	2
7405	BBC5314-100	4.600	4.375	6.385	1.218	118.0	.137	+14.0cc	11:1	.990 x 2.930	1/16 x 1/16 x 3/16	-.310	582	TBD	2
8832	BBC5316-100	4.600	4.250	6.535	1.520	118.0	.140	+13.0cc	10:5	.990 x 2.930	1/16 x 1/16 x 3/16	-.310	565	690	2
7544	BBC5320-STD	4.500	4.750	6.700	1.120	118.0	.250	+24.9cc	12.8:1	.990 x 2.930	1/16 x 1/16 x 3/16	.310 Int	604	TBD	2, 9
5049	BBC5320-100	4.600	4.750	6.700	1.120	118.0	.250	+24.9cc	13.4:1	.990 x 2.930	1/16 x 1/16 x 3/16	.310 Int	632	649	2
6038	BBC5320-125	4.625	4.750	6.700	1.120	118.0	.250	+24.9cc	13.5:1	.990 x 2.930	1/16 x 1/16 x 3/16	.310 Int	638	660	2
6428	BBC5321-100	4.600	4.750	6.700	1.120	118.0	F.T	-3.4cc	10.7	.990 x 2.930	1/16 x 1/16 x 3/16	.320 Int	632	599	1
8439	BBC5325-100	4.600	4.500	6.700	1.250	118	FT	-3.4cc	10.3	.990 x 2.930	1/16 x 1/16 x 3/16	-.310	598	609	1

Big Block 26 C.C.

CP-Carrillo Bullet pistons are designed specifically to fit big block Closed Open chamber heads. Pistons are proudly made in the USA from 2618 forgings and come with 1/16 ductile moly top ring, 1/16 second ring, 3/16 oil ring and include .990 x 2.750 pins with a .180 wall standard.

Notes: 2 - Normally Aspirated, 9 - Made to order.

1 VR WITH SLANT NO GAS PORTS

ID	Part #	Bore	Stroke	Rod	Comp Height	Head CC	Dome Height	Dish/Dome	C/R	Pin Dia	Ring Thickness (in)	VR Depths	Eng.	Gram	Notes
4960	BBC5109-030	4.155	4.000	6.385	1.395	109.0	.175	+16.0cc	9.5	.990 x 2.750	1/16 x 1/16 x 3/16	.250 Int	434	583	2
9444	BBC5113-030	4.280	4.000	6.135	1.645	114.0	.250	+20.0cc	10.1	.990 x 2.750	1/16 x 1/16 x 3/16	.295 Int	460	691	2
6464	BBC5113-060	4.310	4.000	6.135	1.645	114.0	.250	+20.0cc	10.1	.990 x 2.750	1/16 x 1/16 x 3/16	.295 Int	467	691	2
7536	BBC5114-030	4.280	3.760	6.135	1.775	109	.269	+24.0cc	10.1	.990 x 2.750	1/16 x 1/16 x 3/16	.295 Int	433	702	2, 9
8003	BBC5114-060	4.310	3.760	6.135	1.775	109	.275	+29.0cc	10.6	.990 x 2.750	1/16 x 1/16 x 3/16	.250 Int	439	690	2

Big Block GM/ Edel OC

"CP-Carrillo Bullet pistons are designed specifically to fit the Edelbrock big block Chevy head on the GM 572 crate engine. Pistons are proudly made in the USA from 2618 forgings and come with 1/16 ductile moly top ring, 1/16 second ring, 3/16 oil ring and include .990 x 2.930 pins with a .180 wall standard.

Notes: 2 - Normally Aspirated, 9 - Made to order."

1 VR WITH SLANT NO GAS PORTS

ID	Part #	Bore	Stroke	Rod	Comp Height	Head CC	Dome Height	Dish/Dome	C/R	Pin Dia	Ring Thickness (in)	VR Depths	Eng.	Gram	Notes
8648	BBC5315-062	4.562	4.375	6.535	1.467	118.0	.123	+10.0cc	10:6	.990 x 2.930	1/16 x 1/16 x 3/16	-.320	572	699	2

FORD



BULLET RACE SERIES

Small Block GT40/ 351W - IMCA Stock Car

CP-Carrillo small block Ford Bullet race series Circle track flat top pistons are proudly made in the USA from 2618 forgings. They are designed for naturally aspirated circle track 2bbl & 4bbl race engines; pistons come with 1.2mm steel gas nitride top ring, 1.2mm Napier second ring, 3.0mm oil ring and include .927 x 2.250 pins with a .150 wall standard.

Notes: 2 - Normally Aspirated, 3 - Higher priced due to special ring pack.

2 VR'S NO GAS PORTS

ID	Part #	Bore	Stroke	Rod	Comp Height	Head CC	Dome Height	Dish/Dome	C/R	Pin Dia	Ring Thickness (mm)	VR Depths	Eng.	Gram	Notes
9284	BFRS6070-030	4.030	3.500	6.200	1.530	58.0	F.T.	-4.7cc	11.2	.927 x 2.250	1.2 x 1.2 x 3.0	.285/SP	357	425	2,3
9285	BFRS6070-045	4.045	3.500	6.200	1.530	58.0	F.T.	-4.7cc	11.2	.927 x 2.250	1.2 x 1.2 x 3.0	.285/SP	360	428	2,3



FORD



BULLET RACE SERIES

Small Block N351

CP-Carrillo small block Ford Bullet race series Circle track flat top pistons are proudly made in the USA from 2618 forgings. Pistons are designed for naturally aspirated circle track 2bbl & 4bbl race engines specifically to fit the motorsports N351 head. Pistons come with 1.2mm steel gas nitride top ring, 1.2mm Napier second ring, 3.0mm oil ring and .927 x 2.250 pins with a .150 wall standard.

Notes: 2 - Normally Aspirated.

NO GAS PORTS

ID	Part #	Bore	Stroke	Rod	Comp Height	Head CC	Dome Height	Dish/Dome	C/R	Pin Dia	Ring Thickness (mm)	VR Depths	Eng.	Gram	Notes
10173	BFR6059-030	4.030	3.500	5.700	1.250	60.0	FT	.0	11.6	.927 x 2.250	1.2 x 1.2 x 3.0	N/A	357	TBD	2
10173	BFR6059-030	4.030	3.500	6.200	1.250	60.0	FT	.0	11.6	.927 x 2.250	1.2 x 1.2 x 3.0	N/A	357	TBD	2
10173	BFR6059-030	4.030	3.850	6.000	1.250	60.0	FT	.0	12.7	.927 x 2.250	1.2 x 1.2 x 3.0	N/A	393	TBD	2

Small Block fits most 19° / 20°

CP-Carrillo small block Ford Bullet race series pistons are designed to fit most 19° and 20° heads. Pistons are proudly made in the USA from 2618 forgings and feature 5.7cc domes, .280 deep intake pockets, 1.2mm steel gas nitride top ring, 1.2mm Napier second ring, 3.0mm oil ring and include .927 x 2.500 pin with a .150 wall standard.

Notes: 2 - Normally Aspirated.

2 VR'S

NO GAS PORTS

ID	Part #	Bore	Stroke	Rod	Comp Height	Head CC	Dome Height	Dish/Dome	C/R	Pin Dia	Ring Thickness (mm)	VR Depths	Eng.	Gram	Notes
10256	BFR6063-030	4.030	4.100	6.200	1.250	62.0	.250	+5.77cc	14.2	.927 x 2.500	1.2 x 1.2 x 3.0	.280/SP	418	TBD	2
10257	BFR6065-030	4.030	4.000	6.200	1.290	62.0	.250	+5.77cc	13.4	.927 x 2.500	1.2 x 1.2 x 3.0	.280/SP	408	TBD	2
10258	BFR6163-STD	4.125	4.100	6.200	1.250	62.0	.250	+5.77cc	14.7	.927 x 2.500	1.2 x 1.2 x 3.0	.280/SP	438	TBD	2
10170	BFR6163-030	4.155	4.100	6.200	1.250	62.0	.250	+5.77cc	14.9	.927 x 2.500	1.2 x 1.2 x 3.0	.280/SP	445	TBD	2
10172	BFR6166-STD	4.125	4.000	6.200	1.290	62.0	.250	+5.77cc	14.0	.927 x 2.500	1.2 x 1.2 x 3.0	.280/SP	428	TBD	2
10171	BFR6166-030	4.155	4.000	6.200	1.290	62.0	.250	+5.77cc	14.1	.927 x 2.500	1.2 x 1.2 x 3.0	.280/SP	434	TBD	2

FORD



BULLET SERIES

Small Block All 20°

CP-Carrillo Bullet series pistons are specifically designed for 289 & 302 small block Fords with stock length rods. Pistons are proudly made in the USA from 2618 forgings valve pockets, .250 deep intake pockets, 1.5 mm steel gas nitride top ring, 1.5 mm Napier second ring, 3.0mm oil ring and include .912 x 2.500 pins with a .150 wall standard.

Notes: 1 - Power Adder, 9 - Made to order.

2 VR'S

NO GAS PORTS

ID	Part #	Bore	Stroke	Rod	Comp Height	Head CC	Dome Height	Dish/Dome	C/R	Pin Dia	Ring Thickness (mm)	VR Depths	Eng.	Gram	Notes
7251	BF6000-STD	4.000	3.000	5.090	1.600	60.0	FT	-6.64cc	9.0	.912 x 2.500	1.5 x 1.5 x 3.0	.250/SP	302	482	1, 9
7087	BF6001-030	4.030	3.000	5.090	1.600	60.0	FT	-6.64cc	9.0	.912 x 2.500	1.5 x 1.5 x 3.0	.250/SP	306	485	1

Small Block Most 19° / 20°

CP-Carrillo small block Ford Bullet race series Circle track flat top pistons are proudly made in the USA from 2618 forgings. Pistons are designed for naturally aspirated circle track 2bbl & 4bbl race engines specifically to fit the motorsports N351 head. Pistons come with 1.2mm steel gas nitride top ring, 1.2mm Napier second ring, 3.0mm oil ring and .927 x 2.250 pins with a .150 wall standard.

Notes: 2 - Normally Aspirated.

2 VR'S

NO GAS PORTS

ID	Part #	Bore	Stroke	Rod	Comp Height	Head CC	Dome Height	Dish/Dome	C/R	Pin Dia	Ring Thickness (mm)	VR Depths	Eng.	Gram	Notes
7539	BF6065-030	4.030	4.000	6.200	1.295	62.0	.250	+5.77cc	13.1:1	.927 x 2.500	1.5 x 1.5 x 3.0	.280/SP	408	434	2



FORD

BULLET SERIES

Small Block AFR/All 20/ Twisted

CP-Carrillo small block Ford Bullet pistons are designed to fit AFR/All 20/ Twisted heads. Pistons are proudly made in the USA from 2618 forgings, featuring -8.7cc domes, .280 deep intake pockets 1.5mm steel gas nitride top ring, 1.5mm Napier second ring, 3mm oil ring and include .927 x 2.500 pins with .150 wall standard.

Notes: 1 - Power Adder.

3 VR'S NO GAS PORTS

ID	Part #	Bore	Stroke	Rod	Comp Height	Head CC	Dome Height	Dish/Dome	C/R	Pin Dia	Ring Thickness (mm)	VR Depths	Eng.	Gram	Notes
9537	BF6165-STD	4.125	4.000	6.200	1.280	72.0	F.T.	-8.7cc	10.2:1	.927 x 2.500	1.5 x 1.5 x 3.0	.280/SP	428	504	1

Small Block STD/ TFS Twisted

CP-Carrillo small block Ford Bullet pistons are designed to fit AFR, 20°, and Twisted wedge heads. Pistons are proudly made in the USA from 2618 forgings featuring two .280 deep intake pockets 1.5mm steel gas nitride top ring, 1.5mm Napier second ring, 3mm oil ring and include .927 x 2.500 pins with .150 wall standard.

Notes: 1 - Power Adder, 2 - Normally Aspirated, 9 - Made to order.

3 VR'S * 1 VR'S NO GAS PORTS

ID	Part #	Bore	Stroke	Rod	Comp Height	Head CC	Dome Height	Dish/Dome	C/R	Pin Dia	Ring Thickness (in)	VR Depths	Eng.	Gram	Notes
6596	BF6010-005	4.005	3.400	5.400	1.090	60.0	F.T.	-8.7cc	9.7:1	.927 x 2.500	1.5 x 1.5 x 3.0	.280/SP	343	410	1, 9
4956	BF6010-030	4.030	3.400	5.400	1.090	60.0	F.T.	-8.7cc	9.8:1	.927 x 2.500	1.5 x 1.5 x 3.0	.280/SP	347	418	1
6527	BF6010-040	4.040	3.400	5.400	1.090	60.0	F.T.	-8.7cc	9.9:1	.927 x 2.500	1.5 x 1.5 x 3.0	.280/SP	349	421	1
5046	BF6011-030	4.030	3.400	5.400	1.090	60.0	-.150	-22.6cc	8.5:1	.927 x 2.500	1.5 x 1.5 x 3.0	.280/SP	347	423	1
7520	BF6011-040	4.040	3.400	5.400	1.090	60.0	-.150	-22.6cc	8.5:1	.927 x 2.500	1.5 x 1.5 x 3.0	.280/SP	349	423	1
9026	BF6011-060	4.060	3.400	5.400	1.090	60.0	-.150	-22.6cc	8.5:1	.927 x 2.500	1.5 x 1.5 x 3.0	.280/SP	352	423	1
5060	BF6020-030	4.030	3.250	5.400	1.165	60.0	F.T.	-8.7cc	9.4:1	.927 x 2.500	1.5 x 1.5 x 3.0	.280/SP	332	438	1
9155	BF6020-040	4.040	3.250	5.400	1.165	60.0	F.T.	-8.7cc	9.4:1	.927 x 2.500	1.5 x 1.5 x 3.0	.280/SP	333	438	1
5573	BF6021-030	4.030	3.250	5.400	1.165	60.0	-.112	-18.6cc	8.5:1	.927 x 2.500	1.5 x 1.5 x 3.0	.280/SP	332	443	1
7612	BF6021-040	4.040	3.250	5.400	1.165	60.0	-.116	-19cc	8.5:1	.927 x 2.500	1.5 x 1.5 x 3.0	.280/SP	333	443	1, 9
9910	BF6055-030	4.030	4.100	6.200	1.250	62.0	F.T.	-8.7cc	11.6	.927 x 2.500	1.5 x 1.5 x 3.0	.280/SP	418	TBD	2
9911	BF6056-030	4.030	4.000	6.200	1.280	62.0	F.T.	-8.7cc	11.3	.927 x 2.500	1.5 x 1.5 x 3.0	.280/SP	408	TBD	2
4974	BF6060-030	4.030	4.000	6.200	1.295	62.0	F.T.	-8.7cc	11.3	.927 x 2.500	1.5 x 1.5 x 3.0	.280/SP	408	434	2
9146	BF6060-STD	4.000	4.000	6.200	1.295	62.0	F.T.	-8.7cc	11.1	.927 x 2.500	1.5 x 1.5 x 3.0	.280/SP	402	434	2
8794	BF6061-030	4.030	4.000	6.200	1.290	58.0	-.095	-17.8cc	10.5:1	.927 x 2.500	1.5 x 1.5 x 3.0	.280/SP	408	463	2
9280	BF6062-030	4.030	4.000	6.200	1.280	58.0	-.125	-21cc	10.2:1	.927 x 2.500	1.5 x 1.5 x 3.0	.280/SP	408	TBD	1
9281	BF6063-030	4.030	4.000	6.200	1.290	60.0	-.060	-14.4cc	10.7cc	.927 x 2.500	1.5 x 1.5 x 3.0	.280/SP	408	460	2
9745	BF6064-030	4.030	4.000	6.250	1.200	58.0	-.162	-25cc	9.8:1	.927 x 2.500	1.5 x 1.5 x 3.0	.280/SP	408	TBD	1
6014	BF6110-030	4.155	3.400	5.400	1.090	60.0	F.T.	-8.7cc	10.4:1	.927 x 2.500	1.5 x 1.5 x 3.0	.280/SP	369	459	1
10328	BF6066-030	4.030	4.000	6.200	1.280	56-66		-22cc	^{10.3} / _{9.4:1}	.927 x 2.500	1.5 x 1.5 x 3.0	.230/.125	408	TBD	1
4975	BF6110-STD	4.125	3.400	5.400	1.090	60.0	F.T.	-8.7cc	9.8:1	.927 x 2.500	1.5 x 1.5 x 3.0	.280/SP	364	459	1
6042	BF6111-030	4.155	3.400	5.400	1.090	60.0	-.139	-22cc	9:1	.927 x 2.500	1.5 x 1.5 x 3.0	.280/SP	369	464	1
4958	BF6111-STD	4.125	3.400	5.400	1.090	60.0	-.139	-22cc	8.9:1	.927 x 2.500	1.5 x 1.5 x 3.0	.280/SP	364	464	1
6043	BF6120-030	4.155	3.250	5.400	1.165	60.0	F.T.	-8.7cc	9.9:1	.927 x 2.500	1.5 x 1.5 x 3.0	.280/SP	353	472	1
4912	BF6120-STD	4.125	3.250	5.400	1.165	60.0	F.T.	-8.7cc	9.8:1	.927 x 2.500	1.5 x 1.5 x 3.0	.280/SP	347	474	1
6013	BF6121-030	4.155	3.250	5.400	1.165	60.0	-.126	-20cc	8.9:1	.927 x 2.500	1.5 x 1.5 x 3.0	.280/SP	353	483	1
4954	BF6121-STD	4.125	3.250	5.400	1.165	60.0	-.126	-20cc	8.7:1	.927 x 2.500	1.5 x 1.5 x 3.0	.280/SP	347	483	1
9283	BF6155-STD*	4.125	4.100	6.200	1.250	62.0	F.T.	-8.73cc	11.9	.927 x 2.500	1.5 x 1.5 x 3.0	.280 Int	438	TBD	1
8467	BF6155-030*	4.155	4.100	6.200	1.250	62.0	F.T.	-8.73cc	12.2	.927 x 2.500	1.5 x 1.5 x 3.0	.280 Int	445	449	1, 9
9141	BF6156-STD*	4.125	4.100	6.200	1.250	62.0	-.180	-28cc	9.9	.927 x 2.500	1.5 x 1.5 x 3.0	.280 Int	438	449	1
6859	BF6160-STD	4.125	4.000	6.200	1.295	62.0	F.T.	-8.7cc	11.6:1	.927 x 2.500	1.5 x 1.5 x 3.0	.280/SP	428	458	2
8729	BF6170-STD	4.125	4.000	6.200	1.295	62.0	-.180	-28cc	9.7:1	.927 x 2.500	1.5 x 1.5 x 3.0	.280/SP	428	500	1



FORD

BULLET SERIES

Small Block TFS 11R

CP-Carrillo Bullet pistons are designed specifically to fit the Trick Flow 11R. Pistons are proudly made in the USA from 2618 forgings and are available with .230 deep intake pockets, .125 deep exhaust 1.5 mm steel gas nitride top ring, 1.5 mm Napier second ring, 3.0mm oil ring and include .927 x 2.500 pins with a .150 wall standard.

Notes: 1 - Power Adder.

2 VR'S NO GAS PORTS

ID	Part #	Bore	Stroke	Rod	Comp Height	Head CC	Dome Height	Dish/Dome	C/R	Pin Dia	Ring Thickness (mm)	VR Depths	Eng.	Gram	Notes
9894	BF6112-STD	4.125	3.400	5.400	1.095	56-66	-.075	-13cc	10.6 - 9.5:1	.927 x 2.500	1.5 x 1.5 x 3.0	.230/.125	364	TBD	1
9982	BF6113-STD	4.125	3.400	5.400	1.095	56-66	F.T.	-45cc	11.4 - 10.0	.927 x 2.500	1.5 x 1.5 x 3.0	.230/.125	364	TBD	1
9903	BF6122-STD	4.125	3.250	5.400	1.170	56-66	-.075	-13cc	10.2 - 9.1:1	.927 x 2.500	1.5 x 1.5 x 3.0	.230/.125	347	TBD	1
9909	BF6022-030	4.030	3.250	5.400	1.165	56-66	-.055	-10cc	10.1 - 9.1:1	.927 x 2.500	1.5 x 1.5 x 3.0	.220/.125	332	TBD	1
10079	BF6171-STD	4.125	4.000	6.200	1.280	52.4	-.195	-29.2cc	10.5:1	.927 x 2.500	1.5 x 1.5 x 3.0	.230/SP	428	500	1
9744	BF6172-STD	4.125	4.000	6.200	1.295	52.4	-.195	-29.2cc	10.5:1	.927 x 2.500	1.5 x 1.5 x 3.0	.230/SP	428	500	1

Small Block 351C / CHI 3V Kaase

CP-Carrillo Bullet pistons designed specifically designed to fit the factory 351 Cleveland and CHI 3V head. Pistons are made in the USA from 2618 forgings and are available with a -14 cc dish, 1.5 mm steel gas nitride top ring, 1.5 mm Napier second ring, 3.0mm oil ring and .927 x 2.500 pins with a .150 wall standard.

Notes: 1 - Power Adder.

1 VR'S *2 VR'S NO GAS PORTS

ID	Part #	Bore	Stroke	Rod	Comp Height	Head CC	Dome Height	Dish/Dome	C/R	Pin Dia	Ring Thickness (in)	VR Depths	Eng.	Gram	Notes
10163	BF6051-020	4.020	3.850	6.000	1.250	50.0		-14cc	11.3	.927 x 2.500	1.5 x 1.5 x 3.0	.180 Int	391	TBD	1
10164	BF6051-030	4.030	3.850	6.000	1.250	50.0		-14cc	11.3	.927 x 2.500	1.5 x 1.5 x 3.0	.180 Int	393	TBD	1
10165	BF6051-040	4.040	3.850	6.000	1.250	50.0		-14cc	11.4	.927 x 2.500	1.5 x 1.5 x 3.0	.180 Int	395	TBD	1
10166	BF6052-020	4.020	4.000	6.000	1.190	50.0		-14cc	12.1	.927 x 2.500	1.5 x 1.5 x 3.0	.180 Int	406	TBD	1
10167	BF6052-030	4.030	4.000	6.000	1.190	50.0		-14cc	12.2	.927 x 2.500	1.5 x 1.5 x 3.0	.180 Int	408	TBD	1
10168	BF6052-040	4.040	4.000	6.000	1.190	50.0		-14cc	12.2	.927 x 2.500	1.5 x 1.5 x 3.0	.180 Int	410	TBD	1
9981	BF6151-STD*	4.125	4.000	6.000	1.195	50.0	-.064	-14.4cc	12.5	.927 x 2.500	1.5 x 1.5 x 3.0	.280/.100	428	TBD	1
10246	BF6151-030*	4.155	4.000	6.000	1.195	50.0		-14.4cc	12.5	.927 x 2.500	1.5 x 1.5 x 3.0	.280/.100	434	TBD	1

4.6L Power Adder - Stock 4V

CP-Carrillo Bullet pistons are specifically designed for the 4 valve 4.6L Ford Modular engines. Pistons are proudly made in the USA from 2618 forgings and are suitable for nitrous oxide Superchargers or Turbos. Pistons are available with -1cc flat tops, -9cc dish, -18cc dishes and feature special skirt design for low piston noise, accumulator grooves & forced pin oilers, 1.5mm steel gas nitride tops rings, 1.5mm Napier second ring, 3.0mm oil rings, and include .866 x 2.500 pins with .200 wall standard.

Notes: 1 - Power Adder, 3 - Higher priced due to special ring pack

NO GAS PORTS

ID	Part #	Bore	Stroke	Rod	Comp Height	Head CC	Dome Height	Dish/Dome	C/R	Pin Dia	Ring Thickness (in)	VR Depths	Eng.	Gram	Notes
9497	BF9818-STD	3.552	3.543	5.933	1.220	53	-.170	-18cc	8.2:1	.866 x 2.500	1.5 x 1.5 x 3.0	N/A	281	356	1
9495	BF9819-020	3.572	3.543	5.933	1.220	53	-.170	-18cc	8.3:1	.866 x 2.500	1.5 x 1.5 x 3.0	N/A	284	363	1
9515	BF9820-030	3.582	3.543	5.933	1.220	53	-.170	-18cc	8.3:1	.866 x 2.500	1.5 x 1.5 x 3.0	N/A	286	366	1
9513	BF9821-STD	3.552	3.543	5.933	1.220	53	F.T.		10.3:1	.866 x 2.500	1.5 x 1.5 x 3.0	N/A	281	369	1
9514	BF9822-020	3.572	3.543	5.933	1.220	53	F.T.		10.4:1	.866 x 2.500	1.5 x 1.5 x 3.0	N/A	284	378	1
9510	BF9823-030	3.582	3.543	5.933	1.220	53	F.T.		10.5:1	.866 x 2.500	1.5 x 1.5 x 3.0	N/A	286	380	1
9511	BF9830-STD	3.552	3.543	5.933	1.220	53	-.090	-9cc	9.1:1	.866 x 2.500	1.5 x 1.5 x 3.0	N/A	281	360	1
9496	BF9831-020	3.572	3.543	5.933	1.220	53	-.090	-9cc	9.2:1	.866 x 2.500	1.5 x 1.5 x 3.0	N/A	284	369	1
9512	BF9832-030	3.582	3.543	5.933	1.220	53	-.090	-9cc	9.3:1	.866 x 2.500	1.5 x 1.5 x 3.0	N/A	286	371	1

FORD



BULLET SERIES

5.0L Modular Stroker - Stock 4V

CP-Carrillo Bullet pistons are specifically designed for the 4 valve 5.0L Ford Modular Engines. Pistons are proudly made in the USA from 2618 forgings and are suitable for nitrous oxide Superchargers or Turbos. Pistons are available with -9cc, -18cc, -23cc dishes and feature special skirt design for low piston noise, accumulator grooves & forced pin oilers, 1.5mm steel gas nitride tops rings, 1.5mm Napier second ring, 3.0mm oil rings and .866 x 2.500 pins with a .200 wall standard.

Notes: 1 - Power Adder

NO GAS PORTS

ID	Part #	Bore	Stroke	Rod	Comp Height	Head CC	Dome Height	Dish/Dome	C/R	Pin Dia	Ring Thickness (in)	VR Depths	Eng.	Gram	Notes
9629	BF9824-STD	3.552	3.750	5.850	1.200	53	-0.09	-9cc	9.6:1	.866 x 2.500	1.5 x 1.5 x 3.0	N/A	297	349	1
9628	BF9825-020	3.572	3.750	5.850	1.200	53	-0.09	-9cc	9.7:1	.866 x 2.500	1.5 x 1.5 x 3.0	N/A	301	349	1
9627	BF9826-STD	3.552	3.750	5.850	1.200	53	-.170	-18cc	8.7:1	.866 x 2.500	1.5 x 1.5 x 3.0	N/A	297	343	1
9626	BF9827-020	3.572	3.750	5.850	1.200	53	-.170	-18cc	8.7:1	.866 x 2.500	1.5 x 1.5 x 3.0	N/A	301	345	1
9625	BF9828-STD	3.552	3.750	5.850	1.200	53	-.225	-23cc	8.2:1	.866 x 2.500	1.5 x 1.5 x 3.0	N/A	297	336	1
9624	BF9829-020	3.572	3.750	5.850	1.200	53	-.225	-23cc	8.3:1	.866 x 2.500	1.5 x 1.5 x 3.0	N/A	301	344	1

3V Power Adder Modular, Dish

CP-Carrillo Bullet pistons are specifically designed for the 3 valve 4.6L Ford Modular Engines. Pistons are proudly made in the USA from 2618 forgings and are suitable for nitrous oxide Superchargers or Turbos. Pistons feature special skirt design for low piston noise, accumulator grooves & forced pin oilers, 1.5mm steel gas nitride tops rings, 1.5mm Napier second ring, 3.0mm oil rings and include .866 x 2.500 pins .200 wall standard.

Notes: 1 - Power Adder

NO GAS PORTS

ID	Part #	Bore	Stroke	Rod	Comp Height	Head CC	Dome Height	Dish/Dome	C/R	Pin Dia	Ring Thickness (in)	VR Depths	Eng.	Gram	Notes
9509	BF9856-020	3.572	3.543	5.933	1.220	53	FT	TBD	10.4:1	.866 x 2.500	1.5 x 1.5 x 3.0	-.090	284	376	1
9612	BF9857-020	3.572	3.543	5.933	1.220	53	-.080	-9cc	9.3:1	.866 x 2.500	1.5 x 1.5 x 3.0	-.090	284	366	1
9616	BF9858-020	3.572	3.543	5.933	1.220	53	-.130	-14c	8.8:1	.866 x 2.500	1.5 x 1.5 x 3.0	-.090	284	364	1
9615	BF9859-020	3.572	3.750	5.850	1.200	53	-.130	-14c	9.2:1	.866 x 2.500	1.5 x 1.5 x 3.0	-.090	301	345	1
9614	BF9860-020	3.572	3.750	5.850	1.200	53	-.188	-20cc	8.6:1	.866 x 2.500	1.5 x 1.5 x 3.0	-.090	301	342	1
9613	BF9861-STD	3.552	3.543	5.933	1.220	53	-.080	-9cc	9.1:1	.866 x 2.500	1.5 x 1.5 x 3.0	0.09	281	360	1
9756	BF9870-STD	3.631	3.650	5.933	1.166		FT	-1.78cc	10.5	.866 x 2.500	1.2 x 1.2 x 2.5	-.122	302	385	1
10169	BF9871-STD	3.631	3.650	5.933	1.166		Dish	TBD	TBD	.866 x 2.500	1.2 x 1.2 x 2.5	-.122	302	TBD	1

Big Block FE - Fit All

CP-Carrillo Bullet pistons are designed specifically to fit the big block Ford FE. Pistons are proudly made in the USA from 2618 forgings and come with 1.5mm steel gas nitride top ring, 1.5mm Napier second ring, 3mm oil ring and include .975 x 2.500 or .990 x 2.500 pins with a .150 wall standard.

Notes: 2 - Normally Aspirated, 9 - Made to order.

2 SYM

NO GAS PORTS

ID	Part #	Bore	Stroke	Rod	Comp Height	Head CC	Dome Height	Dish/Dome	C/R	Pin Dia	Ring Thickness (mm)	VR Depths	Eng.	Gram	Notes
4976	BFE6000-030	4.080	4.250	6.700	1.330	74.0	FT	-4.8cc	10.8:1	.990 x 2.500	1.5 x 1.5 x 3.0	.200 both	445	464	2, 9
7834	BFE6025-030	4.080	3.980	6.490	1.660	69.0	-121	-18cc	9.5:1	.975 x 2.500	1.5 x 1.5 x 3.0	.240 both	416	464	2, 9
4977	BFE6100-030	4.160	4.250	6.700	1.330	74.0	FT	-5.9cc	11:1	.990 x 2.500	1.5 x 1.5 x 3.0	.220 both	462	479	2, 9

Big Block Cobra Jet

CP-Carrillo Bullet pistons designed specifically to fit the big block Ford Cobra Jet heads. Pistons are proudly made in the USA from 2618 forgings. -6cc flat top pistons come with .300 deep intake pockets, .075 deep exhaust, 1/16 ductile moly top ring, 1/16 second ring, 3/16 oil rings and include 990 x 2.750 pins with a .180 wall standard.

Notes: 2 - Normally Aspirated, 9 - Made to order.

2 VR'S

NO GAS PORTS

ID	Part #	Bore	Stroke	Rod	Comp Height	Head CC	Dome Height	Dish/Dome	C/R	Pin Dia	Ring Thickness (in x in x in)	VR Depths	Eng.	Gram	Notes
6018	BBF6200-030	4.390	4.140	6.800	1.415	75.0	FT	-6cc	11.9	.990 x 2.750	1/16 x 1/16 x 3/16	.300 075 E.	501	561	2, 9
6019	BBF6200-080	4.440	4.140	6.800	1.415	75.0	FT	-6cc	12.1	.990 x 2.750	1/16 x 1/16 x 3/16	.300 075 E.	513	591	2, 9

FORD

BULLET SERIES

Big Block 460 Iron

CP-Carrillo Bullet pistons are designed specifically to fit the big block Ford 460 iron heads. Pistons are proudly made in the USA from 2618 forgings. Pistons are available with -6cc flat tops or a -38cc dish and come with .300 deep intake pockets, .075 deep exhaust, 1/16 ductile moly top ring, 1/16 second ring, 3/16 oil rings and include .990 x 2.930 pins with a .180 wall standard.

Notes: 1 - Power Adder, 2 - Normally Aspirated, 9 - Made to order.

2 VR'S

NO GAS PORTS

ID	Part #	Bore	Stroke	Rod	Comp Height	Head CC	Dome Height	Dish/Dome	C/R	Pin Dia	Ring Thickness (in x in x in)	VR Depths	Eng.	Gram	Notes
8422	BBF6205-030	4.390	4.300	6.800	1.350	75.0	FT	-6cc	12.1	.990 x 2.930	1/16 x 1/16 x 3/16	.300 .075 E.	521	561	2
8624	BBF6205-080	4.440	4.300	6.800	1.350	75.0	FT	-6cc	12.3	.990 x 2.930	1/16 x 1/16 x 3/16	.300 .075 E.	533	561	2
8418	BBF6206-030	4.390	4.300	6.800	1.350	75.0	-0.215	-38cc	9.4:1	.990 x 2.930	1/16 x 1/16 x 3/16	.300	521	561	1
9611	BBF6206-080	4.440	4.300	6.800	1.350	75.0	-0.215	-38cc	9.6:1	.990 x 2.930	1/16 x 1/16 x 3/16	.300	533	TBD	1
8419	BBF6207-030	4.390	4.300	6.700	1.450	75.0	FT	-6cc	12.1	.990 x 2.930	1/16 x 1/16 x 3/16	.300 .075 E.	521	561	2, 9

Big Block Kaase SCJ M6049

CP-Carrillo Bullet pistons are designed specifically to fit the big block Ford Kaase Super Cobra jet and P51 heads. Pistons are proudly made in the USA from 2618 forgings. Pistons are available -38cc dish featuring .280 deep intake pockets, .050 deep exhaust, 1/16 ductile moly top ring, 1/16 second ring, 3/16 oil rings and include .990 x 2.750 pins .180 wall standard.

Notes: 1 - Power Adder, 9 - Made to order.

2 VR'S

NO GAS PORTS

ID	Part #	Bore	Stroke	Rod	Comp Height	Head CC	Dome Height	Dish/Dome	C/R	Pin Dia	Ring Thickness (in x in x in)	VR Depths	Eng.	Gram	Notes
6026	BBF6222-030	4.390	4.300	6.800	1.350	75.0	-209	-38cc	9.4:1	.990 x 2.750	1/16 x 1/16 x 3/16	.280 .050 E.	521	TBD	1, 9
6027	BBF6222-080	4.440	4.300	6.800	1.350	75.0	-209	-38cc	9.6:1	.990 x 2.750	1/16 x 1/16 x 3/16	.280 .050 E.	533	586	1

Big Block Kaase P51

CP-Carrillo Bullet pistons are designed specifically to fit the big block Ford Kaase P51 heads. Pistons are proudly made in the USA from 2618 forgings. Pistons are available in a -7cc flat top featuring .250 deep intake pockets, .050 deep exhaust, 1/16 ductile moly top ring, 1/16 second ring, 3/16 oil rings and include .990 x 2.750 pins .180 wall standard.

Notes: 2 - Normally Aspirated, 9 - Made to order.

2 VR'S

NO GAS PORTS

ID	Part #	Bore	Stroke	Rod	Comp Height	Head CC	Dome Height	Dish/Dome	C/R	Pin Dia	Ring Thickness (in x in x in)	VR Depths	Eng.	Gram	Notes
6022	BBF6220-030	4.390	4.300	6.800	1.350	72.0	FT	7.6cc	12.5	.990 x 2.750	1/16 x 1/16 x 3/16	.250 .050 E.	521	TBD	2, 9
6023	BBF6220-080	4.440	4.300	6.800	1.350	72.0	FT	7.6cc	12.75	.990 x 2.750	1/16 x 1/16 x 3/16	.250 .050 E.	533	TBD	2, 9





DODGE & CHRYSLER



BULLET SERIES

Hemi 5.7L, 6.1L, 6.2L & 6.4L

CP-Carrillo Bullet series pistons are specifically designed for the 5.7L, 6.1L, 6.2L & 6.4L Dodge Hemi. Pistons are proudly made in the USA from 2618 forgings and are suitable for nitrous oxide Superchargers or Turbos. Pistons feature special skirt design for low piston noise, accumulator grooves & forced pin oilers, 1.5mm steel gas nitride tops rings, 1.5mm Napier second ring, 3.0mm oil rings, and include .866 x 2.250 or .927 x 2.250 pins with .200 wall standard.

Notes: 1 - Power Adder, 9 - Made to order.

2 VR'S

NO GAS PORTS

ID	Part #	Bore	Stroke	Rod	Comp Height	Head CC	Dome Height	Dish/Dome	C/R	Pin Dia	Ring Thickness (mm)	VR Depths	Eng.	Gram	Notes
6485	BH57-925-020	3.937	4.080	6.125	1.100	85.0	-.082	-10.3cc	9.25:1	.866 x 2.250	1.5 x 1.5 x 3.0	.160 / .060	397	469	1
6486	BH57-1075-020	3.937	4.080	6.125	1.100	85.0	.051	+5.0cc	10.75:1	.866 x 2.250	1.5 x 1.5 x 3.0	.160 / .060	397	436	1
7630	BH57-1075-040	3.957	4.080	6.125	1.100	85.0	.029	+2.6cc	10.75:1	.866 x 2.250	1.5 x 1.5 x 3.0	.160 / .060	401	435	1
6457	BH571-925-020	3.937	3.580	6.242	1.220	85.0	.049	+4.7cc	9.5:1	.927 x 2.250	1.5 x 1.5 x 3.0	.160 / .060	349	425	1
7365	BH572-950-020	3.937	3.795	6.200	1.168	85	FT	-1.23cc	9.5:1	.927 x 2.250	1.5 x 1.5 x 3.0	.160 / .060	370	TBD	1
7122	BH573-950-020	3.937	4.050	6.125	1.110	85	-.055	-7.3cc	9.5:1	.927 x 2.250	1.5 x 1.5 x 3.0	.160 / .060	394	TBD	1
9469	BH574-950-020	3.937	3.583	6.242	1.200	65	.070	-10.5cc	9.5:1	.927 x 2.250	1.5 x 1.5 x 3.0	.140 / .045	349	TBD	1
7500	BH575-950-020	3.937	3.795	6.200	1.143	64.5	-.119	-17.9cc	9.5:1	.927 x 2.250	1.5 x 1.5 x 3.0	.160 / .060	370	TBD	1
10082	BH577-1075-020	3.937	4.080	6.125	1.065	64.5	-.064	-9.7cc	10.75:1	.866 x 2.250	1.5 x 1.5 x 3.0	.160 / .060	397	TBD	1
6483	BH61-925-010	4.065	4.080	6.125	1.100	72.5	-.178	-26.8cc	9.25:1	.866 x 2.250	1.5 x 1.5 x 3.0	.160 / .060	424	457	1
6482	BH61-1075-010	4.065	4.080	6.125	1.100	72.5	-.090	-10.6cc	10.75:1	.866 x 2.250	1.5 x 1.5 x 3.0	.160 / .060	424	439	1
6484	BH61-925-025	4.080	4.080	6.125	1.100	72.5	-.182	-27.6cc	9.25:1	.866 x 2.250	1.5 x 1.5 x 3.0	.160 / .060	427	461	1
6481	BH61-1075-025	4.080	4.080	6.125	1.100	72.5	-.096	-11.3cc	10.75:1	.866 x 2.250	1.5 x 1.5 x 3.0	.160 / .060	427	444	1
6480	BH611-925-010	4.065	3.580	6.242	1.220	72.0	-.089	-11.9cc	9.3:1	.927 x 2.250	1.5 x 1.5 x 3.0	.160 / 0	372	473	1
10175	BH611-1075-010	4.065	3.580	6.242	1.220	72.0	.019	+1cc	10.75:1	.927 x 2.250	1.5 x 1.5 x 3.0	.160 / 0	372	TBD	1
7631	BH612-950-010	4.065	3.795	6.200	1.168	72.5	-0.161	-18.500	9.5:1	.927 x 2.250	1.5 x 1.5 x 3.0	.160 / .060	394	457	1
6863	BH612-1075-010	4.065	3.795	6.200	1.173	72.0	-.046	-6cc	10.75:1	.927 x 2.250	1.5 x 1.5 x 3.0	.160 / .060	394	429	1
6913	BH612-1075-025	4.080	3.795	6.200	1.173	72.0	-.054	-6.7cc	10.75:1	.927 x 2.250	1.5 x 1.5 x 3.0	.160 / .060	397	441	1, 9
10176	BH613-950-010	4.080	4.050	6.125	1.110	73	-0.159	-24cc	9.5:1	.927 x 2.250	1.5 x 1.5 x 3.0	.160 / .060	424	TBD	1
8629	BH613-1075-010	4.065	4.050	6.125	1.115	73	-0.088	-10.5cc	10.75:1	.927 x 2.250	1.5 x 1.5 x 3.0	.160 / .060	420	TBD	1
8099	BH613-1075-025	4.080	4.050	6.125	1.115	72.5	-0.113	-13.2	10.75	.927 x 2.250	1.5 x 1.5 x 3.0	.160 / .060	424	448	1
10177	BH62-950-STD-M	4.09	3.583	6.200	1.280	74.2	-0.04	-6.3cc	9.5:1	.927 x 2.250	1.5 x 1.5 x 3.0	.120 / .040	377	TBD	1
9458	BH62-950-010	4.1	3.583	6.200	1.280	74.2	-0.04	-6.3cc	9.5:1	.927 x 2.250	1.5 x 1.5 x 3.0	.120 / .040	378	TBD	1
9730	BH64-10-STD-M	4.09	3.72	6.200	1.210	74.2	-0.02	-2.7cc	10.0:1	.927 x 2.250	1.5 x 1.5 x 3.0	.145 / .065	391	TBD	1
9084	BH64-950-010	4.1	3.72	6.200	1.210	74.2	-0.032	-8cc	9.5:1	.927 x 2.250	1.5 x 1.5 x 3.0	.110 / .045	393	TBD	1
8826	BH64-10-010	4.1	3.72	6.200	1.210	74.2	F.T.	-1.000	10.0:1	.927 x 2.250	1.5 x 1.5 x 3.0	.145 / .065	393	499	1
9460	BH64-10-035	4.125	3.72	6.200	1.210	74.2	0.021	-3.8cc	10.0:1	.927 x 2.250	1.5 x 1.5 x 3.0	.140 / .045	398	TBD	1
8827	BH641-10-010	4.100	4.050	6.125	1.125	74.2	-.059	-9.5cc	10.0:1	.927 x 2.250	1.5 x 1.5 x 3.0	.145 / .065	428	478	1
8797	BH642-10-010	4.1	4.08	6.125	1.110	74.2	-0.063	-10.0cc	10.0:1	.866 x 2.250	1.5 x 1.5 x 3.0	.145 / .065	431	482	1



CHRYSLER



BULLET SERIES

Small Block

CP-Carrillo small block Chrysler Bullet race series Circle track flat top pistons are proudly made in the USA from 2618 Forgings. They are designed for naturally aspirated circle track 2bbl & 4bbl race engines; pistons come with 1.2mm steel gas nitride top ring, 1.2mm Napier second ring, 3.0mm oil ring and .984 x 2.500 pins with a .150 wall standard.

Notes: 2 - Normally Aspirated, 3 - Higher priced due to special ring pack.

2 SYM

NO GAS PORTS

ID	Part #	Bore	Stroke	Rod	Comp Height	Head CC	Dome Height	Dish/Dome	C/R	Pin Dia	Ring Thickness (mm)	VR Depths	Eng.	Gram	Notes
10158	BMR4200-020	4.020	3.580	6.123	1.645	62.0	-.117	-18cc	9.1	.984 x 2.500	1.2 x 1.2 x 3.0	.250 both	364	472	2, 3
9571	BMR4200-030	4.030	3.580	6.123	1.645	62.0	-.117	-18cc	9.1	.984 x 2.500	1.2 x 1.2 x 3.0	.250 both	365	472	2, 3
8842	BMR4200-040	4.040	3.580	6.123	1.645	62.0	-.117	-18cc	9.1	.984 x 2.500	1.2 x 1.2 x 3.0	.250 both	367	472	2, 3
8888	BMR4220-040	4.040	3.580	6.123	1.645	62.0	FT	-5.46cc	12.1	.984 x 2.500	1.2 x 1.2 x 3.0	.250 both	367	475	2, 3

Small Block Chrysler - All 18°

CP-Carrillo small block Chrysler Bullet pistons are proudly made in the USA from 2618 forgings. Pistons come with 1.5mm steel gas nitride top ring, 1.5mm Napier second ring, 3.0mm oil ring and .984 x 2.500 pins with .150 wall standard.

Notes: 2 - Normally Aspirated.

2 SYM

NO GAS PORTS

ID	Part #	Bore	Stroke	Rod	Comp Height	Head CC	Dome Height	Dish/Dome	C/R	Pin Dia	Ring Thickness (mm)	VR Depths	Eng.	Gram	Notes
4947	BM4040-030	4.030	4.000	6.123	1.427	68.0	-.100	-17.8cc	9.5:1	.984 x 2.500	1.5 x 1.5 x 3.0	.295 both	408	467	2
9128	BM4040-040	4.040	4.000	6.123	1.427	68.0	-.100	-17.8cc	9.6:1	.984 x 2.500	1.5 x 1.5 x 3.0	.295 both	410	469	2
9335	BM4050-040	4.080	3.310	6.123	1.800	72.0	FT	-6.65cc	9.1:1	.984 x 2.500	1.5 x 1.5 x 3.0	.280 both	346	573	2
7692	BM4140-030	4.030	4.000	6.123	1.450	68.0	FT	-8.37cc	12.25	.984 x 2.500	1.5 x 1.5 x 3.0	.310 both	408	472	2

Big Block Chrysler OC/CC

CP-Carrillo Bullet pistons are designed specifically to fit big block Chrysler heads. Pistons are proudly made in the USA from 2618 forgings and are available in flat tops and sold domes. Pistons have .250 deep intake pockets, 1/16 ductile moly, 1/16 second ring, 3/16 oil ring and include .990 x 2.750 pins with a .180 wall standard.

Notes: 2 - Normally Aspirated.

2 VR'S

NO GAS PORTS

ID	Part #	Bore	Stroke	Rod	Comp Height	Head CC	Dome Height	Dish/Dome	C/R	Pin Dia	Ring Thickness (in x in x in)	VR Depths	Eng.	Gram	Notes
10209	BM4001-055	4.375	3.750	6.768	2.060	78.0	.350	+8.3cc	11.9	.990 x 2.750	1/16 x 1/16 x 3/16	.250 / SP	451	TBD	2
10210	BM4002-030	4.350	4.150	6.768	1.860	78.0	.350	+8.3cc	12.9	.990 x 2.750	1/16 x 1/16 x 3/16	.250 / SP	493	TBD	2
8784	BM4003-055	4.375	4.150	6.768	1.860	78.0	.350	+7.3cc	12.8	.990 x 2.750	1/16 x 1/16 x 3/16	.250 / .250	499	650	2
8080	BM4010-030	4.350	4.150	6.768	1.860	78.0	FT	-6.0cc	11.2	.990 x 2.750	1/16 x 1/16 x 3/16	.250 / SP	493	TBD	2
9789	BM4011-055	4.375	3.750	6.768	2.060	78.0	FT	-6.0cc	10.3	.990 x 2.750	1/16 x 1/16 x 3/16	.250 / SP	451	TBD	2
8076	BM4020-030	4.350	3.750	6.768	2.060	78.0	FT	-6.0cc	10.2	.990 x 2.750	1/16 x 1/16 x 3/16	.250 / SP	446	TBD	2
10211	BM4021-055	4.375	4.150	6.768	1.860	78.0	FT	-6.0cc	11.3	.990 x 2.750	1/16 x 1/16 x 3/16	.250 / SP	499	TBD	2

BUICK



BULLET SERIES

Big Block, Fit All

CP-Carrillo Bullet pistons are designed specifically to fit big block Buick heads. Pistons are proudly made in the USA from 2618 forgings and are available with 20cc and 21cc dishes. Piston have .280 deep intake pockets, 1/16 ductile moly, 1/16 second ring and 3/16 oil ring.

Notes: 2 - Normally Aspirated.

2VR'S SYM

ID	Part #	Bore	Stroke	Rod	Comp Height	Head CC	Dome Height	Dish/Dome	C/R	Pin Dia	Ring Thickness (in x in x in)	VR Depths	Eng.	Gram	Notes
8164	BB3000-038	4.35	3.900	6.600	1.980		.100	-20cc	10.5	1.000 x 2.750	1/16 x 1/16 x 3/16	.280 Int/Exh	464	634	2
8445	BB3001-038	4.35	3.950	6.800	1.770		-.108	-21cc	11.1	.990 x 2.750	1/16 x 1/16 x 3/16	.280 Int/Exh	470	634	2

BULLET PISTONS

AUSTRALIAN HOLDEN



BULLET SERIES

Early Holden

CP-Carrillo Bullet pistons are designed specifically for Australian Holden LS engines. Pistons are proudly made in the USA from 2618 forgings and are available with -12cc dish. Pistons feature .200 deep intake pockets, 1.5mm steel gas nitride top ring, 1.5mm Napier second ring, 3.0mm oil ring and include .927 x 2.500 pins with .180 wall standard.

Notes: 2 - Normally Aspirated.

NO GAS PORTS

ID	Part #	Bore	Stroke	Rod	Comp Height	Head CC	Dome Height	Dish/Dome	C/R	Pin Dia	Ring Thickness (in x in x in)	VR Depths	Eng.	Gram	Notes
5040	BH7030-030	4.030	3.480	5.700	1.420		-.085	-12cc		.927 x 2.500	1.5 x 1.5 x 3.0	0	355	452	2

OLDSMOBILE



BULLET SERIES

Stock / Edel

CP-Carrillo Bullet pistons are designed specifically to fit Oldsmobile heads. Pistons are proudly made in the USA from 2618 forgings and are available in flat tops and dishes; include 1.5mm steel gas nitride top ring, 1.5mm Napier second ring and 3.0mm oil ring.

Notes: 2 - Normally Aspirated, 9 - Made to order.

2 SYM

NO GAS PORTS

ID	Part #	Bore	Stroke	Rod	Comp Height	Head CC	Dome Height	Dish/Dome	C/R	Pin Dia	Ring Thickness (in x in x in)	VR Depths	Eng.	Gram	Notes
6091	B07000-008	4.065	3.380	6.000	1.625	64	F.T	-1.4cc	10.7	.984 x 2.500	1.5 x 1.5 x 3.0	.075 both	351	511	2, 9
6092	B07010-068	4.125	3.500	6.000	1.550	80	F.T	-1.4cc	9.5	.927 x 2.500	1.5 x 1.5 x 3.0	.075 both	374	509	2
5580	B07020-030	4.155	4.250	6.735	1.740	80	-.076	-12cc	10.3	.984 x 2.500	1.5 x 1.5 x 3.0	0	461	551	2
8647	B07020-040	4.165	4.250	6.735	1.740	80	-.076	-12cc	10.4	.984 x 2.500	1.5 x 1.5 x 3.0	0	463	551	2
5051	B07020-060	4.185	4.250	6.735	1.740	80	-.076	-12cc	10.5	.984 x 2.500	1.5 x 1.5 x 3.0	0	468	562	2
5041	B07030-060	4.185	4.500	7.100	1.250	80	-.114	-18cc	10.5	.990 x 2.500	1.5 x 1.5 x 3.0	.100 both	495	485	2
6062	B07040-030	4.155	4.250	6.735	1.740	80	F.T	-2.5cc	11.3	.984 x 2.500	1.5 x 1.5 x 3.0	.100 both	461	563	2, 9
6063	B07040-060	4.185	4.250	6.735	1.740	80	F.T	-2.5cc	11.5	.984 x 2.500	1.5 x 1.5 x 3.0	.100 both	468	572	2
6063	B07400-060	4.060	3.975	7.000	1.885	64	F.T	-1.4cc	12.3	.984 x 2.500	1.5 x 1.5 x 3.0	.260 both	412	502	2, 9

PONTIAC



BULLET SERIES

Edel / Stock Iron & Ram Air III/ Edel

CP-Carrillo Bullet pistons are designed specifically to fit Pontiac factory and Edelbrock heads. Pistons are proudly made in the USA from 2618 forgings and are available in flat tops and dishes; include 1.5mm steel gas nitride top ring, 1.5mm Napier second ring, 3.0mm oil ring and .900 x 2.500 pins with a .150 wall standard.

Notes: 2 - Normally Aspirated.

2 SYM

NO GAS PORTS

ID	Part #	Bore	Stroke	Rod	Comp Height	Head CC	Dome Height	Dish/Dome	C/R	Pin Dia	Ring Thickness (in x in x in)	VR Depths	Eng.	Gram	Notes
8081	BP8000-030	4.155	4.250	6.700	1.395	74.0	-.1455	-25cc	9.7:1	.990 x 2.500	1.5 x 1.5 x 3.0	.075 both	461	502	2
8645	BP8002-035	4.155	4.250	6.800	1.295	72.0	F.T.	-9.04cc	11.2	.990 x 2.500	1.5 x 1.5 x 3.0	.280 both	461	475	2
8644	BP8002-061	4.181	4.250	6.800	1.295	72.0	F.T.	-9.04cc	11.6	.990 x 2.500	1.5 x 1.5 x 3.0	.280 both	467	486	2
8646	BP8001-035	4.155	3.750	6.700	1.630	69.0	F.T.	-7.14cc	10.1	.990 x 2.500	1.5 x 1.5 x 3.0	.250 both	407	532	2
8693	BP8001-061	4.181	3.750	6.700	1.630	69.0	F.T.	-7.14cc	10.3	.990 x 2.500	1.5 x 1.5 x 3.0	.250 both	412	532	2



BULLET SERIES



CHEVROLET



Small Block Chevy 1.889, 2.000, 2.100 Pin

CP-Carrillo Bullet Small Block Chevy Rods are designed for Circle Track 800hp 8500rpm - Drag Race 1000hp 9000rpm applications. 5.700 long versions are designed for Circle Track 700hp 8500rpm - Drag Race 800hp 9000rpm Manufactured in the USA made out of 4330m steel forgings to enable proper grain flow and guarantee removal of any surface inclusions, CP-Carrillo ensures strength and durability of each CP-Carrillo Bullet rod. Consistent and reliable from the first point of precision manufacturing all the way to extreme uses in racing world; custom designed fasteners; 100% traceability; multi-step final inspection; CP-Carrillo moly based fastener lubrication included.

ID	Part #	CC (in)	Bolt Size	Bolt Type	Pin Width (in)	Big Width (in)	Rod Journal	Big Bore (in)	Pin Size	Total/Rotate/Recip (gr)*	Cyl
9409	BC20-57071	5.700	7/16	WMC	1.000	0.940	2.000	2.1250	0.927	600 / 425 / 175	8
7848	BC20-60071	6.000	7/16	WMC	1.000	0.940	2.000	2.1250	0.927	609 / 434 / 175	8
7849	BC20-61271	6.125	7/16	WMC	1.000	0.940	2.000	2.1250	0.927	618 / 438 / 180	8
9300	BC21-57071	5.700	7/16	WMC	1.000	0.940	2.100	2.2250	0.927	632 / 449 / 183	8
8069	BC21-60071	6.000	7/16	WMC	1.000	0.940	2.100	2.2250	0.927	629 / 453 / 176	8
8070	BC21-61271	6.125	7/16	WMC	1.000	0.940	2.100	2.2250	0.927	635 / 453 / 182	8

Small Block Chevy Lightweight & Stock appearing 1.889, 2.000, 2.100 Pin

CP-Carrillo Bullet Light Weight Small Block Chevy Rods with 3/8 bolts are designed for Circle Track 600hp 8500rpm - Drag Race 800hp 9000rpm applications. Stock appearing rod BC21-5706-STK is designed for Circle Track 550hp 7500rpm . Manufactured in the USA made out of 4330m steel forgings to enable proper grain flow and guarantee removal of any surface inclusions, CP-Carrillo ensures strength and durability of each CP-Carrillo Bullet rod. Consistent and reliable from the first point of precision manufacturing all the way to extreme uses in racing world; custom designed fasteners; 100% traceability; multi-step final inspection; CP-Carrillo moly based fastener lubrication included.

ID	Part #	CC (in)	Bolt Size	Bolt Type	Pin Width (in)	Big Width (in)	Rod Journal	Big Bore (in)	Pin Size	Total/Rotate/Recip (gr)*	Cyl
9045	BC21-5706-STK	5.700	3/8	WMC	1.000	0.940	2.100	2.2250	0.927	540 / 380 / 160	8
9105	BCQD4-6006LW	6.000	3/8	WMC	1.000	0.940	1.889	2.0152	0.927	554 / 384 / 170	8
9046	BC20-6006LW	6.000	3/8	WMC	1.000	0.940	2.000	2.1250	0.927	545 / 377 / 168	8
9047	BC21-6006LW	6.000	3/8	WMC	1.000	0.940	2.100	2.2250	0.927	550 / 385 / 165	8

LS Series 2.100 Pin

CP-Carrillo Bullet 6.125 long LS Chevy Rods is designed to handle up to 1200hp and 8500rpm in drag race applications and the 6.350 is designed to handle up to 1300hp at 8000rpm and 30psi, and the LSX rod is capable of handling 1500hp and 8500 rpm and 30psi. Rods are manufactured in the USA out of 4330m steel forgings to enable proper grain flow and guarantee removal of any surface inclusions, CP-Carrillo ensures strength and durability of each CP-Carrillo Bullet rod. Consistent and reliable from the first point of precision manufacturing all the way to extreme uses in racing world; custom designed fasteners; 100% traceability; multi-step final inspection; CP-Carrillo moly based fastener lubrication included.

ID	Part #	CC (in)	Bolt Size	Bolt Type	Pin Width (in)	Big Width (in)	Rod Journal	Big Bore (in)	Pin Size	Total/Rotate/Recip (gr)*	Cyl
8071	BCLS-61271	6.125	7/16	WMC	0.945	0.941	2.100	2.2250	0.927	644 / 457 / 187	8
9379	BCLS-635071	6.350	7/16	WMC	0.945	0.941	2.100	2.2250	0.927	672 / 470 / 202	8
9559	BCLSX-612571	6.125	7/16	WMC	0.945	0.941	2.100	2.2250	0.927	687 / 484 / 203	8

Big Block Chevy 2.200 Pin

CP-Carrillo Bullet Big Block Chevy Rods are designed to handle up to 1400hp and 8500rpm in drag race applications, Manufactured in the USA out of 4330m steel forgings to enable proper grain flow and guarantee removal of any surface inclusions, CP-Carrillo ensures strength and durability of each CP-Carrillo Bullet rod. Consistent and reliable from the first point of precision manufacturing all the way to extreme uses in racing world; custom designed fasteners; 100% traceability; multi-step final inspection; CP-Carrillo moly based fastener lubrication included.

ID	Part #	CC (in)	Bolt Size	Bolt Type	Pin Width (in)	Big Width (in)	Rod Journal	Big Bore (in)	Pin Size	Total/Rotate/Recip (gr)*	Cyl
8651	BC22-6385	6.335	7/16	WMC	1.125	0.990	2.200	2.3250	0.990	787 / 547 / 240	8
8650	BC22-6535	6.585	7/16	WMC	1.125	0.990	2.200	2.3250	0.990	799 / 549 / 250	8
8833	BC22-6700	6.700	7/16	WMC	1.125	0.990	2.200	2.3250	0.990	816 / 559 / 257	8
8834	BC22-6750	6.750	7/16	WMC	1.125	0.990	2.200	2.3250	0.990	821 / 561 / 260	8
8835	BC22-6800	6.800	7/16	WMC	1.125	0.990	2.200	2.3250	0.990	827 / 564 / 263	8



Big Block Chevy Circle Track 2.100 pin

CP-Carrillo Bullet Big Block Chevy 2.100 journal circle track rod is capable of handling 900hp and 9000 rpm. Manufactured in the USA out of 4330m steel forgings to enable proper grain flow and guarantee removal of any surface inclusions, CP-Carrillo ensures strength and durability of each CP-Carrillo Bullet rod. Consistent and reliable from the first point of precision manufacturing all the way to extreme uses in racing world; custom designed fasteners; 100% traceability; multi-step final inspection; CP-Carrillo moly based fastener lubrication included.

ID	Part #	CC (in)	Bolt Size	Bolt Type	Pin Width (in)	Big Width (in)	Rod Journal	Big Bore (in)	Pin Size	Total/Rotate/Recip (gr)*	Cyl
9560	BC21-6385	6.385	7/16	WMC	1.125	0.990	2.100	2.2250	0.990	716 / 503 / 213	8
9561	BC21-6535	6.535	7/16	WMC	1.125	0.990	2.100	2.2250	0.990	731 / 510 / 221	8

FORD



Ford Small Block 2.100 & 2.123 Pin

CP-Carrillo Bullet Small block Ford 5.400 rods are designed for Road Race 700hp 8000rpm - Drag Race 800hp 8500rpm, 6.200 rods are designed for Circle Track 800hp 8500rpm - Drag Race 1000hp 9000rpm. Manufactured in the USA out of 4330m steel forgings to enable proper grain flow and guarantee removal of any surface inclusions, CP-Carrillo ensures strength and durability of each Carrillo rod. Consistent and reliable from the first point of precision manufacturing all the way to extreme uses in racing world; custom designed fasteners; 100% traceability; multi-step final inspection; CP-Carrillo moly based fastener lubrication included.

ID	Part #	CC (in)	Bolt Size	Bolt Type	Pin Width (in)	Big Width (in)	Rod Journal	Big Bore (in)	Pin Size	Total/Rotate/Recip (gr)*	Cyl
8984	BF21-5406	5.400	3/8	WMC	1.000	0.940	2.100	2.2250	0.927	559 / 388 / 171	8
9077	BF21-5406-FB	5.400	3/8	WMC	1.000	0.830	2.123	2.2395	0.927	535 / 363 / 172	8
8983	BF21-62071	6.200	7/16	WMC	1.000	0.940	2.100	2.2250	0.927	643 / 455 / 188	8

4.6 and 5.0 Modular Ford

CP-Carrillo Bullet 4.6 and 5.0 Modular rods is designed for up to 1100hp and 8500rpm (up to 30psi boost). Manufactured in the USA out of 4330m steel forgings to enable proper grain flow and guarantee removal of any surface inclusions, CP-Carrillo ensures strength and durability of each Carrillo rod. Consistent and reliable from the first point of precision manufacturing all the way to extreme uses in racing world; custom designed fasteners; 100% traceability; multi-step final inspection; CP-Carrillo moly based fastener lubrication included.

ID	Part #	CC (in)	Bolt Size	Bolt Type	Pin Width (in)	Big Width (in)	Big Bore (in)	Pin Bore	Rings	Total/Rotate/Recip (gr)*	Cyl
8765	BF50-5932	5.932	3/8	WMC	0.900	0.938	2.123	2.2394	0.866	614 / 430 / 184	8

Big Block 2.200 Pin

CP-Carrillo Bullet Big Block Ford rod is designed for Circle Track 1000hp 7600rpm Drag Race 1400hp 8000rpm. Manufactured in the USA out of 4330m steel forgings to enable proper grain flow and guarantee removal of any surface inclusions, CP-Carrillo ensures strength and durability of each CP-Carrillo Bullet rod. Consistent and reliable from the first point of precision manufacturing all the way to extreme uses in racing world; custom designed fasteners; 100% traceability; multi-step final inspection; CP-Carrillo moly based fastener lubrication included.

ID	Part #	CC (in)	Bolt Size	Bolt Type	Pin Width (in)	Big Width (in)	Rod Journal	Big Bore (in)	Pin Size	Total/Rotate/Recip (gr)*	Cyl
9301	BF22-6800	6.800	7/16	WMC	1.125	0.990	2.200	2.3250	0.990	827 / 564 / 263	8

MOPAR



Chrysler 2.100 and 2.200 Pin

CP-Carrillo Bullet Small block Mopar rod is designed for Circle Track 800hp 8500rpm - Drag Race 1000hp 9000rpm and Big Block rods Circle Track 1000hp 7600rpm Drag Race 1400hp 8000rpm. Manufactured in the USA out of 4330m steel forgings to enable proper grain flow and guarantee removal of any surface inclusions, CP-Carrillo ensures strength and durability of each Carrillo rod. Consistent and reliable from the first point of precision manufacturing all the way to extreme uses in racing world; custom designed fasteners; 100% traceability; multi-step final inspection; CP-Carrillo moly based fastener lubrication included.

ID	Part #	CC (in)	Bolt Size	Bolt Type	Pin Width (in)	Big Width (in)	Rod Journal	Big Bore (in)	Pin Size	Total/Rotate/Recip (gr)*	Cyl
9264	BCM21-61271	6.125	7/16	WMC	1.000	0.930	2.200	2.2250	0.927	638 / 454 / 184	8
9302	BCM22-6760	6.760	7/16	WMC	1.125	1.012	2.200	2.3250	0.990	821 / 561 / 260	8

DOMESTIC PISTONS



CHEVROLET

SBC 360 Sprint ASCS Head

Designed for the Brodix ASCS Spec head; Pistons are hollow dome with right and left hand 2618 forging; Designed for back cut rings ; Pin-fitting included at no cost; Chamfered pins and wire locks included; Custom skirt cam and barrel shapes; Gas Ports; Accumulator and anti-detonation grooves included; Balanced to +/- 1 gram; Fully CNC machined; Pick lock grooves for easy lock removal.

Notes: C - .010 Deck Clearances with 3.480 Stroke, D - Rail Support included, 9 - Made to order.

ID#	Part #	Bore	Stroke	Rod	Comp Height	Dome Height	Dome (cc)/Ratio	Pin	Ring Thickness (mm)	VR Depths	Gram Weight	Gas Ports	Cu. In.	Notes	Cyl
3367	S1340	4.025	3.500	6.000	1.250	.600	+15.0	.927 x 2.750	1.5 x 1.5 x 3.0	-.320 / SP	435	Yes	356	C, G, 9	8
3000	S1341	4.030	3.500	6.000	1.250	.515	+12.5	.927 x 2.750	1.5 x 1.5 x 3.0	-.320 / SP	436	Yes	357	C, G, 9	8
2999	S1342	4.035	3.500	6.000	1.250	.515	+12.5	.927 x 2.750	1.5 x 1.5 x 3.0	-.320 / SP	436	Yes	358	C, G, 9	8
2998	S1343	4.040	3.500	6.000	1.250	.515	+12.5	.927 x 2.750	1.5 x 1.5 x 3.0	-.320 / SP	439	Yes	359	C, G, 9	8
3323	S1344	4.045	3.500	6.000	1.250	.515	+12.5	.927 x 2.750	1.5 x 1.5 x 3.0	-.320 / SP	437	Yes	360	C, G, 9	8
3334	S1345	4.060	3.500	6.000	1.250	.515	+12.5	.927 x 2.750	1.5 x 1.5 x 3.0	-.320 / SP	441	Yes	362	C, G, 9	8
3332	S1346	4.020	3.500	6.000	1.250	.515	+12.5	.927 x 2.750	1.5 x 1.5 x 3.0	-.320 / SP	434	Yes	355	C, G, 9	8
4205	S1347	4.050	3.500	6.000	1.250	.550	+13.5	.927 x 2.750	1.2 x 1.2 x 3.0	-.320 / SP	439	Yes	361	C, G, 9	8
3001	S1351	4.030	3.500	5.850	1.400	.550	+13.5	.927 x 2.750	1.5 x 1.5 x 3.0	-.320 / SP	456	Yes	357	G, 9	8
3307	S1360	4.000	3.550	6.000	1.225	.550	+13.5	.927 x 2.750	1.5 x 1.5 x 3.0	-.320 / SP	429	Yes	357	G, 9	8
3305	S1361	4.005	3.550	6.000	1.225	.550	+13.5	.927 x 2.750	1.5 x 1.5 x 3.0	-.320 / SP	430	Yes	358	G, 9	8
3358	S1362	4.020	3.550	6.000	1.225	.550	+13.5	.927 x 2.750	1.5 x 1.5 x 3.0	-.320 / SP	432	Yes	360	G, 9	8
3359	S1363	4.025	3.550	6.000	1.225	.550	+13.5	.927 x 2.750	1.5 x 1.5 x 3.0	-.320 / SP	432	Yes	361	G, 9	8
3351	S1364	4.030	3.550	6.000	1.225	.550	+13.5	.927 x 2.750	1.5 x 1.5 x 3.0	-.320 / SP	433	Yes	362	G, 9	8
7249	S1365	4.125	3.335	6.000	1.335	.550	+13.5	.927 x 2.750	1.2 x 1.2 x 3.0	-.330 / SP	TBD	Yes	357	G, 9	8
7660	S1366	4.130	3.335	6.000	1.335	.515	+12.5	.927 x 2.750	1.2 x 1.2 x 3.0	-.330 / SP	TBD	Yes	357	G, 9	8
7068	S1367	4.135	3.335	6.000	1.335	.515	+12.5	.927 x 2.750	1.2 x 1.2 x 3.0	-.330 / SP	TBD	Yes	358	G, 9	8
7262	S1368	4.140	3.335	6.000	1.335	.515	+12.5	.927 x 2.750	1.2 x 1.2 x 3.0	-.330 / SP	TBD	Yes	359	G, 9	8
7110	S1369	4.035	3.550	6.000	1.225	.515	+12.5	.927 x 2.750	1.5 x 1.5 x 3.0	-.320 / SP	434	Yes	363	G, 9	8



CHEVROLET



410 Sprint, 13° Dome Box Forging

Dedicated right and left box forgings designed to fit 13° sprint car heads (All Pro & Brodix). Pistons come with a steel 1.0mm top ring, 1.0mm Napier second ring and 2mm oil; Pin-fitting included at no cost; Chamfered pins and wire locks included; vertical gas ports Accumulator grooves; Double pin oilers, force fed from oil ring; Radius valve reliefs; Balanced to +/- 1 gram; Pick lock grooves for easy lock removal; Domes may be cut to a flat top; Custom skirt cam and barrel shapes; Fully CNC Machined.

Notes: D – Rail Support included, G – Supplied with Wire Locks.

ID#	Part #	Bore	Stroke	Rod	Comp Height	Dome Height	Dome (cc)/Ratio	Pin	Ring Thickness (mm)	VR Depths	Gram Weight	Gas Ports	Cu. In.	Notes	Cyl
8897	S2440X	4.125	3.800	5.850	1.250	.200	-4.2	.927 x 2.250	1.0 x 1.0 x 2.0	-.320 / SP	481	Yes	406	D, G	8
10096	S2441X	4.130	3.800	5.850	1.250	.200	-4.2	.927 x 2.250	1.0 x 1.0 x 2.0	-.320 / SP	TBD	Yes	407	D, G	8
10097	S2442X	4.135	3.800	5.850	1.250	.200	-4.2	.927 x 2.250	1.0 x 1.0 x 2.0	-.320 / SP	TBD	Yes	408	D, G	8
10098	S2443X	4.140	3.800	5.850	1.250	.200	-4.2	.927 x 2.250	1.0 x 1.0 x 2.0	-.320 / SP	TBD	Yes	409	D, G	8
10099	S2444X	4.145	3.800	5.850	1.250	.200	-4.2	.927 x 2.250	1.0 x 1.0 x 2.0	-.320 / SP	TBD	Yes	410	D, G	8
10100	S2445X	4.155	3.800	5.850	1.250	.200	-4.2	.927 x 2.250	1.0 x 1.0 x 2.0	-.320 / SP	TBD	Yes	412	D, G	8
10101	S2435X	4.125	3.800	6.000	1.100	.200	-4.2	.927 x 2.250	1.0 x 1.0 x 2.0	-.320 / SP	TBD	Yes	406	D, G	8
10102	S2436X	4.130	3.800	6.000	1.100	.200	-4.2	.927 x 2.250	1.0 x 1.0 x 2.0	-.320 / SP	TBD	Yes	407	D, G	8
10103	S2437X	4.135	3.800	6.000	1.100	.200	-4.2	.927 x 2.250	1.0 x 1.0 x 2.0	-.320 / SP	TBD	Yes	408	D, G	8
10104	S2438X	4.140	3.800	6.000	1.100	.200	-4.2	.927 x 2.250	1.0 x 1.0 x 2.0	-.320 / SP	TBD	Yes	409	D, G	8
10105	S2439X	4.145	3.800	6.000	1.100	.200	-4.2	.927 x 2.250	1.0 x 1.0 x 2.0	-.320 / SP	TBD	Yes	410	D, G	8
10106	S2450X	4.155	3.800	6.000	1.100	.200	-4.2	.927 x 2.250	1.0 x 1.0 x 2.0	-.320 / SP	TBD	Yes	412	D, G	8
10107	S2451X	4.165	3.800	6.000	1.100	.200	-4.2	.927 x 2.250	1.0 x 1.0 x 2.0	-.320 / SP	TBD	Yes	414	D, G	8

13° Dome 400 Chevy

Dedicated right and left forgings; Pin-fitting included at no cost; Chamfered pins and wire locks included; Accumulator and anti-detonation grooves included; Double pin oilers, force fed from oil ring; Radius valve reliefs; Balanced to +/- 1 gram; Pick lock grooves for easy lock removal; Domes may be cut to a flat top; Designed for back-cut rings; Custom skirt cam and barrel shapes; Fully CNC Machined.

Notes: D – Rail Support included, G – Supplied with Wire Locks, 9 – Made to order.

ID#	Part #	Bore	Stroke	Rod	Comp Height	Dome Height	Dome (cc)/Ratio	Pin	Ring Thickness (mm)	VR Depths	Gram Weight	Gas Ports	Cu. In.	Notes	Cyl
3099	S2410	4.125	3.875	6.000	1.062	.175	-2.2	.927 x 2.750	1.5 x 1.5 x 3.0	-.300 / SP	445	Yes	414	D, G, 9	8
3361	S2411	4.130	3.875	6.000	1.062	.175	-2.2	.927 x 2.750	1.5 x 1.5 x 3.0	-.300 / SP	445	Yes	415	D, G, 9	8
2440	S2412	4.135	3.875	6.000	1.062	.175	-2.2	.927 x 2.750	1.5 x 1.5 x 3.0	-.300 / SP	450	Yes	416	D, G, 9	8
3116	S2414	4.145	3.875	6.000	1.062	.175	-2.2	.927 x 2.750	1.5 x 1.5 x 3.0	-.300 / SP	455	Yes	418	D, G	8
2693	S2415	4.155	3.875	6.000	1.062	.175	-2.2	.927 x 2.750	1.5 x 1.5 x 3.0	-.300 / SP	458	Yes	420	D, G, 9	8
898	S2416	4.165	3.875	6.000	1.062	.175	-2.2	.927 x 2.750	1.5 x 1.5 x 3.0	-.300 / SP	461	Yes	422	D, G	8
1829	S2420	4.125	3.800	6.000	1.100	.175	-2.2	.927 x 2.750	1.5 x 1.5 x 3.0	-.300 / SP	452	Yes	406	D, G, 9	8
886	S2421	4.130	3.800	6.000	1.100	.175	-2.2	.927 x 2.750	1.5 x 1.5 x 3.0	-.300 / SP	455	Yes	407	D, G, 9	8
3158	S2422	4.135	3.800	6.000	1.100	.175	-2.2	.927 x 2.750	1.5 x 1.5 x 3.0	-.300 / SP	456	Yes	408	D, G, 9	8
1990	S2424	4.145	3.800	6.000	1.100	.175	-2.2	.927 x 2.750	1.5 x 1.5 x 3.0	-.300 / SP	460	Yes	410	D, G	8
2400	S2425	4.155	3.800	6.000	1.100	.175	-2.2	.927 x 2.750	1.5 x 1.5 x 3.0	-.300 / SP	466	Yes	412	D, G, 9	8
2000	S2426	4.165	3.800	6.000	1.100	.175	-2.2	.927 x 2.750	1.5 x 1.5 x 3.0	-.300 / SP	469	Yes	414	D, G, 9	8
3303	S2430	4.125	3.750	6.000	1.125	.175	-2.2	.927 x 2.750	1.5 x 1.5 x 3.0	-.300 / SP	453	Yes	401	D, G, 9	8
3343	S2431	4.130	3.750	6.000	1.125	.175	-2.2	.927 x 2.750	1.5 x 1.5 x 3.0	-.300 / SP	454	Yes	402	D, G, 9	8
4071	S2432	4.135	3.750	6.000	1.125	.175	-2.2	.927 x 2.750	1.5 x 1.5 x 3.0	-.300 / SP	457	Yes	403	D, G, 9	8

DOMESTIC PISTONS

CHEVROLET

13° Flat Top 400 Chevy

Dedicated right and left forgings; Pin-fitting included at no cost; Chamfered pins and wire locks included; Accumulator and anti-detonation grooves included; Double pin oilers, force fed from oil ring; Radius valve reliefs; Balanced to +/- 1 gram; Pick lock grooves for easy lock removal; Domes may be cut to a flat top; Designed for back-cut rings; Custom skirt cam and barrel shapes; Fully CNC Machined.

Notes: D – Rail Support included, G – Supplied with Wire Locks, 9 – Made to order.

ID#	Part #	Bore	Stroke	Rod	Comp Height	Dome Height	Dome (cc)/Ratio	Pin	Ring Thickness (in x in x mm)	VR Depths	Gram Weight	Gas Ports	Cu. In.	Notes	Cyl
2262	S2400	4.125	4.000	6.000	1.000	F.T	-8.8	.927 x 2.750	.043 x .043 x 3.0	-.300 / SP	417	Yes	428	D, G, 9	8
6526	S2401	4.130	4.000	6.000	1.000	F.T	-8.8	.927 x 2.750	.043 x .043 x 3.0	-.300 / SP	420	Yes	429	D, G, 9	8
2799	S2402	4.135	4.000	6.000	1.000	F.T	-8.8	.927 x 2.750	.043 x .043 x 3.0	-.300 / SP	416	Yes	430	D, G, 9	8
3793	S2403	4.145	4.000	6.000	1.000	F.T	-8.8	.927 x 2.750	.043 x .043 x 3.0	-.300 / SP	427	Yes	432	D, G	8
3167	S2404	4.155	4.000	6.000	1.000	F.T	-8.8	.927 x 2.750	.043 x .043 x 3.0	-.300 / SP	429	Yes	434	D, G	8
2616	S2405	4.165	4.000	6.000	1.000	F.T	-8.8	.927 x 2.750	.043 x .043 x 3.0	-.300 / SP	432	Yes	436	D, G, 9	8

SB2.2 Flat Top

Dedicated right and left forgings; Pin-fitting included at no cost; Chamfered pins and wire locks included; Accumulator and anti-detonation grooves included; Double pin oilers, force fed from oil ring; Radius valve reliefs; Domes may be cut to a flat top; Balanced to +/- 1 gram; Pick lock grooves for easy lock removal; designed for back-cut rings; Custom skirt cam and barrel shapes; Fully CNC Machined.

Notes: D – Rail Support included, G – Supplied with Wire Locks, 9 – Made to order.

ID#	Part #	Bore	Stroke	Rod	Comp Height	Dome Height	Dome (cc)/Ratio	Pin	Ring Thickness (in x in x mm)	VR Depths	Gram Weight	Gas Ports	Cu. In.	Notes	Cyl
3140	S2500	4.125	4.000	6.000	1.000	F.T	-6.2	.927 x 2.750	.043 x .043 x 3.0	-.275 / -.080	411	Yes	428	D, G, 9	8
3333	S2501	4.130	4.000	6.000	1.000	F.T	-6.2	.927 x 2.750	.043 x .043 x 3.0	-.275 / -.080	413	Yes	429	D, G, 9	8
3139	S2502	4.135	4.000	6.000	1.000	F.T	-6.2	.927 x 2.750	.043 x .043 x 3.0	-.275 / -.080	416	Yes	430	D, G, 9	8
3138	S2504	4.155	4.000	6.000	1.000	F.T	-6.2	.927 x 2.750	.043 x .043 x 3.0	-.275 / -.080	424	Yes	434	D, G, 9	8
3137	S2505	4.165	4.000	6.000	1.000	F.T	-6.2	.927 x 2.750	.043 x .043 x 3.0	-.275 / -.080	425	Yes	436	D, G	8



DOMESTIC PISTONS

CHEVROLET



SB2.2 dome

Dedicated right and left forgings; Pin-fitting included at no cost; Chamfered pins and wire locks included; Accumulator and anti-detonation grooves included; Double pin oilers, force fed from oil ring; Radius valve reliefs; Domes may be cut to a flat top; Balanced to +/- 1 gram; Pick lock grooves for easy lock removal; designed for back-cut rings; Custom skirt cam and barrel shapes; Fully CNC Machined.

Notes: D – Rail Support included, G – Supplied with Wire Locks, 9 – Made to order.

ID#	Part #	Bore	Stroke	Rod	Comp Height	Dome Height	Dome (cc)/Ratio	Pin	Ring Thickness (in x in x mm)	VR Depths	Gram Weight	Gas Ports	Cu. In.	Notes	Cyl
3149	S2530	4.125	3.750	6.000	1.125	.170	+1.1	.927 x 2.750	1.5 x 1.5 x 3.0	-.275 / -.080	453	Yes	401	D, G, 9	8
3148	S2532	4.135	3.750	6.000	1.125	.170	+1.1	.927 x 2.750	1.5 x 1.5 x 3.0	-.275 / -.080	456	Yes	403	D, G, 9	8
3147	S2534	4.155	3.750	6.000	1.125	.170	+1.1	.927 x 2.750	1.5 x 1.5 x 3.0	-.275 / -.080	465	Yes	407	D, G, 9	8
3146	S2535	4.165	3.750	6.000	1.125	.170	+1.1	.927 x 2.750	1.5 x 1.5 x 3.0	-.275 / -.080	468	Yes	409	D, G, 9	8
3154	S2520	4.125	3.800	6.000	1.100	.170	+1.1	.927 x 2.750	1.5 x 1.5 x 3.0	-.275 / -.080	447	Yes	406	D, G, 9	8
3366	S2521	4.130	3.800	6.000	1.100	.170	+1.1	.927 x 2.750	1.5 x 1.5 x 3.0	-.275 / -.080	450	Yes	407	D, G, 9	8
3153	S2522	4.135	3.800	6.000	1.100	.170	+1.1	.927 x 2.750	1.5 x 1.5 x 3.0	-.275 / -.080	450	Yes	408	D, G, 9	8
3152	S2524	4.145	3.800	6.000	1.100	.170	+1.1	.927 x 2.750	1.5 x 1.5 x 3.0	-.275 / -.080	454	Yes	410	D, G, 9	8
3151	S2525	4.155	3.800	6.000	1.100	.170	+1.1	.927 x 2.750	1.5 x 1.5 x 3.0	-.275 / -.080	458	Yes	412	D, G, 9	8
3150	S2526	4.165	3.800	6.000	1.100	.170	+1.1	.927 x 2.750	1.5 x 1.5 x 3.0	-.275 / -.080	460	Yes	414	D, G, 9	8
3145	S2510	4.125	3.875	6.000	1.062	.170	+1.1	.927 x 2.750	1.5 x 1.5 x 3.0	-.275 / -.080	439	Yes	414	D, G, 9	8
3346	S2511	4.130	3.875	6.000	1.062	.170	+1.1	.927 x 2.750	1.5 x 1.5 x 3.0	-.275 / -.080	442	Yes	415	D, G, 9	8
3144	S2512	4.135	3.875	6.000	1.062	.170	+1.1	.927 x 2.750	1.5 x 1.5 x 3.0	-.275 / -.080	446	Yes	416	D, G, 9	8
3143	S2514	4.145	3.875	6.000	1.062	.170	+1.1	.927 x 2.750	1.5 x 1.5 x 3.0	-.275 / -.080	450	Yes	418	D, G, 9	8
3142	S2515	4.155	3.875	6.000	1.062	.170	+1.1	.927 x 2.750	1.5 x 1.5 x 3.0	-.275 / -.080	454	Yes	420	D, G, 9	8
3141	S2516	4.165	3.875	6.000	1.062	.170	+1.1	.927 x 2.750	1.5 x 1.5 x 3.0	-.275 / -.080	457	Yes	422	D, G, 9	8

Big Block Dish

Suitable for nitrous oxide systems (NOS); Suitable for supercharged or turbo; Wrist pins and pin-fitting included at no cost; Accumulator groove included; Double pin oilers, force fed from oil ring; Balanced to +/- 1 gram; Radius valve reliefs; Generous valve relief depths allow for high lift; Pick lock grooves for easy lock removal; Suitable for angle milled heads; Fully CNC machined.

Notes: B – Supplied with Double Spiral Locks, D – Rail Support included, O – Made for 10.200 Block Height, P – 9.2 Deck Height, Q – Also fits 4.000 Stroke and 6.385 Rod, R – Can be used with 4.500 Stroke and 10.180 block with 6.535 Rod, S – Supplied with .150 Wall (151g) or optional .180 Wall (175g), 9 – Made to order.

ID#	Part #	Bore	Stroke	Rod	Comp Height	Dome Height	Dome (cc)/Ratio	Pin	Ring Thickness (in)	VR Depths	Gram Weight	Gas Ports	Cu. In.	Notes	Cyl
773	S5110	4.500	4.250	6.385	1.270	-.100	-17.0	.990 x 2.930	1/16 x 1/16 x 3/16	-.320	612	No	541	B, D, 9	8
774	S5111	4.505	4.250	6.385	1.270	-.100	-17.0cc	.990 x 2.930	1/16 x 1/16 x 3/16	-.320	615	No	542	B, D, 9	8
776	S5112	4.530	4.250	6.385	1.270	-.110	-18.5cc	.990 x 2.930	1/16 x 1/16 x 3/16	-.320	621	No	548	B, D, 9	8
777	S5113	4.560	4.250	6.385	1.270	-.120	-20.0cc	.990 x 2.930	1/16 x 1/16 x 3/16	-.320	633	No	555	B, D, 9	8
775	S5114	4.600	4.250	6.385	1.270	-.135	-22.5cc	.990 x 2.930	1/16 x 1/16 x 3/16	-.320	629	No	565	B, D, 9	8
1031	S5120	4.500	4.500	6.535	1.395	-.160	-26.0cc	.990 x 2.930	1/16 x 1/16 x 3/16	-.320	626	No	573	B, D, Q, 9	8
1376	S5121	4.505	4.500	6.535	1.395	-.165	-26.5cc	.990 x 2.930	1/16 x 1/16 x 3/16	-.320	627	No	574	B, D, Q, 9	8
899	S5122	4.530	4.500	6.535	1.395	-.165	-26.5cc	.990 x 2.930	1/16 x 1/16 x 3/16	-.320	642	No	580	B, D, Q, 9	8
3292	S5123	4.560	4.500	6.535	1.395	-.215	-33.0cc	.990 x 2.930	1/16 x 1/16 x 3/16	-.320	665	No	588	B, D, Q, 9	8
1053	S5124	4.600	4.500	6.535	1.395	-.215	-33.0cc	.990 x 2.930	1/16 x 1/16 x 3/16	-.320	658	No	598	B, D, Q, 9	8

DOMESTIC PISTONS

CHEVROLET

BBC N/A 11°, 12°, 14°

Flat top forging for shallow valve angles; Wrist pins and pin-fitting included at no cost; Radius valve relief; Double pin oilers, force fed from oil ring; Balanced to +/- 1 gram; Pick lock grooves for easy lock removal; Suitable for angle milled heads; Fully CNC machined.

Notes: B – Supplied with Double Spiral Locks, D – Rail Support included, T – Supplied with .180 Wall (142g), or optional 165g,

ID#	Part #	Bore	Stroke	Rod	Comp Height	Dome Height	Dome (cc)/Ratio	Pin	Ring Thickness (in x in x mm)	VR Depths	Gram Weight	Gas Ports	Cu. In.	Notes	Cyl
6962	SS5511	4.600	custom	custom	1.120	F.T	-7.8cc	.990 x 2.750	.043 x .043 x 3.0	-.285/- .085	566	Yes	BBC	B, D, T, 9	8
6963	SS5513	4.610	custom	custom	1.120	F.T	-7.8cc	.990 x 2.750	.043 x .043 x 3.0	-.285/- .085	560	Yes	BBC	B, D, T	8
6964	SS5515	4.625	custom	custom	1.120	F.T	-7.8cc	.990 x 2.750	.043 x .043 x 3.0	-.285/- .085	578	Yes	BBC	B, D, T, 9	8

BBC N20 11°, 12°, 14°

Flat top forging for shallow valve angles; Wrist pins and pin-fitting included at no cost; Radius valve relief; Double pin oilers, force fed from oil ring; Balanced to +/- 1 gram; Pick lock grooves for easy lock removal; Suitable for angle milled heads; Fully CNC machined.

Notes: B – Supplied with Double Spiral Locks, D – Rail Support included, T – Supplied with .180 Wall (142g), or optional 165g,

ID#	Part #	Bore	Stroke	Rod	Comp Height	Dome Height	Dome (cc)/Ratio	Pin	Ring Thickness (in)	VR Depths	Gram Weight	Gas Ports	Cu. In.	Notes	Cyl
6965	SS5510	4.600	custom	custom	1.140	F.T	-7.8cc	.990 x 2.930	.043 x .043 x 3/16	-.285/- .085	591	Yes	BBC	B, D, T, 9	8
6966	SS5512	4.610	custom	custom	1.140	F.T	-7.8cc	.990 x 2.930	.043 x .043 x 3/16	-.285/- .085	598	Yes	BBC	B, D, T, 9	8
6967	SS5514	4.625	custom	custom	1.140	F.T	-7.8cc	.990 x 2.930	.043 x .043 x 3/16	-.285/- .085	601	Yes	BBC	B, D, T, 9	8

BUICK

Buick 3.8 L

Suitable for nitrous oxide system; Suitable for Supercharged or Turbo; Accumulator groove included; Double pin oilers, force fed from oil ring; Generous valve relief depths allow for high-lift cams and oversized valves; Balanced to +/- 1 gram; Pick lock for easy removal; Fully CNC machined.

Notes: B – Supplied with Double Spiral Locks, 9 – Made to order.

ID#	Part #	Bore	Stroke	Rod	Comp Height	Dome Height	Dome (cc)/Ratio	Pin	Ring Thickness (in)	VR Depths	Gram Weight	Gas Ports	Cu. In.	Notes	Cyl
3372	ZR231	3.820	3.400	5.960	1.835	-.220	-27.2cc	.940 x 2.750	1/16 x 1/16 x 3/16	N/A	494	No	231	B, 9	6
3352	ZR232	3.830	3.400	5.960	1.835	-.220	-27.2cc	.940 x 2.750	1/16 x 1/16 x 3/16	N/A	501	No	231	B, 9	6
5132	ZR233	3.840	3.400	5.960	1.835	-.220	-27.2cc	.940 x 2.750	1/16 x 1/16 x 3/16	N/A	TBD	No	231	B, 9	6



CHEVROLET

Small Block

1.850" Journal - CB1798 Bearing - Pin on Steel

Notes: H - H-11 tool steel fasteners, S - Multiphase fasteners, > - Straight Blade, < - Taper Blade

ID	Carrillo PN	CC (in)	Style	Bolt Size	Bolt Type	Pin Width (in)	Big Width (in)	Big Bore (in)	Pin Size	Total/Rotate/Recip (gr) *	FN	Cyl
6828	CS-1798-1<-66000H	6.000	PRO-H	3/8	WMC	0.870	0.940	1.9758	0.866	527 / 392 / 135	H	8
6829	CS-1798-1<-66000S	6.000	PRO-H	3/8	CARR	0.870	0.940	1.9758	0.866	533 / 397 / 136	S	8
6830	CS-1798-1<-66125H	6.125	PRO-H	3/8	WMC	0.870	0.940	1.9758	0.866	528 / 388 / 140	H	8
5911	CS-1798-1<-66125S	6.125	PRO-H	3/8	CARR	0.870	0.940	1.9758	0.866	535 / 395 / 140	S	8

Small Block

1.889" Journal - CB1663 Bearing, Straight Beam for Higher loads i.e. Sprint Car

Notes: A - NHRA Accepted for Super Stock, H - H-11 tool steel fasteners, S - Multiphase fasteners, > - Straight Blade, < - Taper Blade

ID	Carrillo PN	CC (in)	Style	Bolt Size	Bolt Type	Pin Width (in)	Big Width (in)	Big Bore (in)	Pin Size	Total/Rotate/Recip (gr) *	FN	Cyl
6824	C-QD4>-65700H	5.700	PRO-H	3/8	WMC	1.000	0.940	2.0152	0.927	568 / 396 / 172	A, H	8
5909	C-QD4>-65700S	5.700	PRO-H	3/8	CARR	1.000	0.940	2.0152	0.927	574 / 402 / 172	A, S	8
6581	C_BQD42_OHS_5850B6S	5.850	PRO-H	3/8	CARR	1.000	0.940	2.0152	0.866	579 / 405 / 174	S	8
6825	C-QD4>-65850H	5.850	PRO-H	3/8	WMC	1.000	0.940	2.0152	0.927	581 / 404 / 177	H	8
5283	C-QD4>-65850S	5.850	PRO-H	3/8	CARR	1.000	0.940	2.0152	0.927	586 / 409 / 177	S	8
5284	C-QD4>-66000H	6.000	PRO-H	3/8	WMC	1.000	0.940	2.0152	0.927	581 / 404 / 177	H	8
5285	C-QD4>-66000S	6.000	PRO-H	3/8	CARR	1.000	0.940	2.0152	0.927	586 / 409 / 177	S	8
5286	C-QD4>-66125H	6.125	PRO-H	3/8	WMC	1.000	0.940	2.0152	0.927	586 / 406 / 180	H	8
5287	C-QD4>-66125S	6.125	PRO-H	3/8	CARR	1.000	0.940	2.0152	0.927	591 / 411 / 180	S	8
5288	C-QD4>-66200H	6.200	PRO-H	3/8	WMC	1.000	0.940	2.0152	0.927	583 / 404 / 179	H	8
5289	C-QD4>-66200S	6.200	PRO-H	3/8	CARR	1.000	0.940	2.0152	0.927	588 / 409 / 179	S	8

Small Block

1.889" Journal - CB1663 Bearing, Straight Beam Sprint Car, 360/410 Light Weight - Pin on Steel

Notes: S - Multiphase fasteners, > - Straight Blade, < - Taper Blade

ID	Carrillo PN	CC (in)	Style	Bolt Size	Bolt Type	Pin Width (in)	Big Width (in)	Big Bore (in)	Pin Size	Total/Rotate/Recip (gr) *	FN	Cyl
9563	CS_BSPQ4_OHS_5850B6M	5.850	PRO-H	3/8	CARR	0.900	0.940	2.0152	0.927	535 / 371 / 164	S	8
9565	CS_BSPQ4_2HS_5850B6M	5.850	PRO-H	3/8	CARR	0.900	0.940	2.0152	0.866	530 / 371 / 159	S	8
9564	CS_BSPQ4_OHS_6000B6M	6.000	PRO-H	3/8	CARR	0.900	0.940	2.0152	0.927	544 / 377 / 167	S	8
9566	CS_BSPQ4_2HS_6000B6M	6.000	PRO-H	3/8	CARR	0.900	0.940	2.0152	0.866	534 / 374 / 160	S	8



DOMESTIC RODS

CHEVROLET



Small Block

1.889" Journal - CB1663 Bearing

Notes: H - H-11 tool steel fasteners, S - Multiphase fasteners, > - Straight Blade, < - Taper Blade

ID	Carrillo PN	CC (in)	Style	Bolt Size	Bolt Type	Pin Width (in)	Big Width (in)	Big Bore (in)	Pin Size	Total/Rotate/Recip (gr) *	FN	Cyl
5278	C-QD4<-66000H	6.000	PRO-H	3/8	WMC	1.000	0.940	2.0152	0.927	542 / 383 / 159	H	8
4729	C-QD4<-66000S	6.000	PRO-H	3/8	CARR	1.000	0.940	2.0152	0.927	547 / 388 / 159	S	8
5290	C-QD4-1<A-66000H	6.000	PRO-A	3/8	WMC	1.060	0.940	2.0152	0.927	542 / 389 / 153	H	8
5279	C-QD4<-66125H	6.125	PRO-H	3/8	WMC	1.000	0.940	2.0152	0.927	550 / 390 / 160	H	8
5280	C-QD4<-66125S	6.125	PRO-H	3/8	CARR	1.000	0.940	2.0152	0.927	555 / 395 / 160	S	8
5291	C-QD4-1<A-66125H	6.125	PRO-A	3/8	WMC	1.060	0.940	2.0152	0.927	546 / 390 / 156	H	8
5281	C-QD4<-66200H	6.200	PRO-H	3/8	WMC	1.000	0.940	2.0152	0.927	548 / 387 / 161	H	8
5282	C-QD4<-66200S	6.200	PRO-H	3/8	CARR	1.000	0.940	2.0152	0.927	553 / 392 / 161	S	8

Small Block

1.889" Journal - CB1663 Bearing - Pin on Steel

Notes: H - H-11 tool steel fasteners, S - Multiphase fasteners, > - Straight Blade, < - Taper Blade

ID	Carrillo PN	CC (in)	Style	Bolt Size	Bolt Type	Pin Width (in)	Big Width (in)	Big Bore (in)	Pin Size	Total/Rotate/Recip (gr) *	FN	Cyl
5297	CS-QD42-1<-66000H	6.000	PRO-H	3/8	WMC	0.870	0.940	2.0152	0.866	539 / 399 / 140	H	8
5298	CS-QD42-1<-66000S	6.000	PRO-H	3/8	CARR	0.870	0.940	2.0152	0.866	542 / 404 / 138	S	8
5299	CS-QD42-1<-66125H	6.125	PRO-H	3/8	WMC	0.870	0.940	2.0152	0.866	540 / 399 / 141	H	8
5300	CS-QD42-1<-66125S	6.125	PRO-H	3/8	CARR	0.870	0.940	2.0152	0.866	545 / 404 / 141	S	8

Small Block

2.000" Journal 800HP - Dirt Late Model

Notes: H - H-11 tool steel fasteners, S - Multiphase fasteners, > - Straight Blade, < - Taper Blade

ID	Carrillo PN	CC (in)	Style	Bolt Size	Bolt Type	Pin Width (in)	Big Width (in)	Big Bore (in)	Pin Size	Total/Rotate/Recip (gr) *	FN	Cyl
9808	C_BDLM_1YS_5850B7W	5.850	PRO-H	7/16	WMC	1.000	0.940	2.1250	0.927	596 / 431 / 165	H	8
9810	C_BDLM_1YS_5850B7M	5.850	PRO-H	7/16	CARR	1.000	0.940	2.1250	0.927	602 / 438 / 164	S	8
7448	C_BDLM_1YS_6000B7W	6.000	PRO-H	7/16	WMC	1.000	0.940	2.1250	0.927	600 / 435 / 165	H	8
8423	C_BDLM_1YS_6000B7M	6.000	PRO-H	7/16	CARR	1.000	0.940	2.1250	0.927	601 / 432 / 169	S	8
6579	C_BDLM_0YS_6125B7W	6.125	PRO-H	7/16	WMC	1.000	0.940	2.1250	0.927	608 / 440 / 168	H	8
8566	C_BDLM_0YS_6125B7M	6.125	PRO-H	7/16	CARR	1.000	0.940	2.1250	0.927	608 / 440 / 168	S	8

Small Block

2.000" and 2.100" Journal High Dynamic Load - i.e. Offroad Truck

Notes: H - H-11 tool steel fasteners, S - Multiphase fasteners, > - Straight Blade, < - Taper Blade

ID	Carrillo PN	CC (in)	Style	Bolt Size	Bolt Type	Pin Width (in)	Big Width (in)	Big Bore (in)	Pin Size	Total/Rotate/Recip (gr) *	FN	Cyl
9315	C_B320R_2HS_6250B7W	6.250	PRO-H	7/16	WMC	0.995	0.940	2.1250	0.927	681 / 478 / 203	H	8
8689	C_B350R_OHS_6250B7M	6.250	PRO-H	7/16	CARR	0.995	0.940	2.2250	0.927	683 / 494 / 199	S	8
8688	C_B350R_OHS_6250B7W	6.250	PRO-H	7/16	WMC	0.995	0.940	2.2250	0.927	685 / 486 / 199	H	8

DOMESTIC RODS

CHEVROLET



Small Block

2.000" Journal - Straight Beam for Higher loads i.e. Sprint Car

Notes: H - H-11 tool steel fasteners, S - Multiphase fasteners, > - Straight Blade, < - Taper Blade

ID	Carrillo PN	CC (in)	Style	Bolt Size	Bolt Type	Pin Width (in)	Big Width (in)	Big Bore (in)	Pin Size	Total/Rotate/Recip (gr) *	FN	Cyl
5185	C-327>-65700H	5.700	PRO-H	3/8	WMC	1.060	0.940	2.1250	0.927	612 / 428 / 184	H	8
5186	C-327>-65700S	5.700	PRO-H	3/8	CARR	1.060	0.940	2.1250	0.927	617 / 433 / 184	S	8
5193	C-327>-75700H	5.700	PRO-H	7/16	WMC	1.060	0.940	2.1250	0.927	654 / 467 / 187	H	8
5194	C-327>-75700S	5.700	PRO-H	7/16	CARR	1.060	0.940	2.1250	0.927	662 / 475 / 187	S	8
5187	C-327>-65850H	5.850	PRO-H	3/8	WMC	1.060	0.940	2.1250	0.927	617 / 429 / 188	H	8
4233	C-327>-65850S	5.850	PRO-H	3/8	CARR	1.060	0.940	2.1250	0.927	622 / 434 / 188	S	8
5189	C-327>-66125H	6.125	PRO-H	3/8	WMC	1.060	0.940	2.1250	0.927	631 / 439 / 193	H	8
5190	C-327>-66125S	6.125	PRO-H	3/8	CARR	1.060	0.940	2.1250	0.927	636 / 444 / 193	S	8
5198	C-327>-76125H	6.125	PRO-H	7/16	WMC	1.060	0.940	2.1250	0.927	676 / 480 / 196	H	8
5200	C-327>-76125S	6.125	PRO-H	7/16	CARR	1.060	0.940	2.1250	0.927	684 / 488 / 196	S	8
5188	C-327>-66000H	6.000	PRO-H	3/8	WMC	1.060	0.940	2.1250	0.927	628 / 437 / 191	H	8
4235	C-327>-66000S	6.000	PRO-H	3/8	CARR	1.060	0.940	2.1250	0.927	633 / 442 / 191	S	8
5196	C-327>-76000H	6.000	PRO-H	7/16	WMC	1.060	0.940	2.1250	0.927	675 / 481 / 194	H	8
5197	C-327>-76000S	6.000	PRO-H	7/16	CARR	1.060	0.940	2.1250	0.927	683 / 489 / 194	S	8
5191	C-327>-66200H	6.200	PRO-H	3/8	WMC	1.060	0.940	2.1250	0.927	635 / 440 / 195	H	8
5192	C-327>-66200S	6.200	PRO-H	3/8	CARR	1.060	0.940	2.1250	0.927	640 / 445 / 195	S	8
5201	C-327>-76200H	6.200	PRO-H	7/16	WMC	1.060	0.940	2.1250	0.927	679 / 481 / 198	H	8
5202	C-327>-76200S	6.200	PRO-H	7/16	CARR	1.060	0.940	2.1250	0.927	687 / 489 / 198	S	8

Small Block

2.000" Journal - Straight Beam Sprint Car, 360/410 Lt Wt - Pin on Steel

Notes: S - Multiphase fasteners, > - Straight Blade, < - Taper Blade

ID	Carrillo PN	CC (in)	Style	Bolt Size	Bolt Type	Pin Width (in)	Big Width (in)	Big Bore (in)	Pin Size	Total/Rotate/Recip (gr) *	FN	Cyl
9567	CS_BSP20_OHS_5850B6M	5.850	PRO-H	3/8	CARR	0.900	0.940	2.1250	0.927	545 / 380 / 165	S	8
9569	CS_BSP20_2HS_5850B6M	5.850	PRO-H	3/8	CARR	0.900	0.940	2.1250	0.866	536 / 378 / 158	S	8
9568	CS_BSP20_OHS_6000B6M	6.000	PRO-H	3/8	CARR	0.900	0.940	2.1250	0.927	550 / 383 / 167	S	8
9570	CS_BSP20_2HS_6000B6M	6.000	PRO-H	3/8	CARR	0.900	0.940	2.1250	0.866	544 / 381 / 163	S	8



DOMESTIC RODS

CHEVROLET

Small Block

2.000" Journal

Notes: H - H-11 tool steel fasteners, S - Multiphase fasteners, > - Straight Blade, < - Taper Blade

ID	Carrillo PN	CC (in)	Style	Bolt Size	Bolt Type	Pin Width (in)	Big Width (in)	Big Bore (in)	Pin Size	Total/Rotate/Recip (gr)*	FN	Cyl
5172	C-283<-66000H	6.000	PRO-H	3/8	WMC	1.000	0.940	2.1250	0.927	550 / 387 / 163	H	8
4232	C-283<-66000S	6.000	PRO-H	3/8	CARR	1.000	0.940	2.1250	0.927	555 / 392 / 163	S	8
5179	C-283-1<A-66000H	6.000	PRO-A	3/8	WMC	1.060	0.940	2.1250	0.927	532 / 381 / 151	H	8
5182	C-283-1<A-76000H	6.000	PRO-A	7/16	WMC	1.060	0.940	2.1250	0.927	591 / 442 / 149	H	8
5173	C-283<-66125H	6.125	PRO-H	3/8	WMC	1.000	0.940	2.1250	0.927	557 / 390 / 167	H	8
5174	C-283<-66125S	6.125	PRO-H	3/8	CARR	1.000	0.940	2.1250	0.927	562 / 395 / 167	S	8
5177	C-283<SA-66125H	6.125	PRO-SA	3/8	WMC	1.060	0.940	2.1250	0.927	573 / 404 / 169	H	8
5180	C-283-1<A-66125H	6.125	PRO-A	3/8	WMC	1.060	0.940	2.1250	0.927	534 / 382 / 152	H	8
5183	C-283-1<A-76125H	6.125	PRO-A	7/16	WMC	1.060	0.940	2.1250	0.927	594 / 443 / 151	H	8
5175	C-283<-66200H	6.200	PRO-H	3/8	WMC	1.000	0.940	2.1250	0.927	562 / 397 / 168	H	8
5176	C-283<-66200S	6.200	PRO-H	3/8	CARR	1.000	0.940	2.1250	0.927	567 / 399 / 168	S	8
5178	C-283<SA-66200H	6.200	PRO-SA	3/8	WMC	1.000	0.940	2.1250	0.927	571 / 400 / 171	H	8
5181	C-283-1<A-66200H	6.200	PRO-A	3/8	WMC	1.060	0.940	2.1250	0.927	535 / 383 / 152	H	8
5184	C-283-1<A-76200H	6.200	PRO-A	7/16	WMC	1.060	0.940	2.1250	0.927	597 / 444 / 153	H	8

Small Block

2.100" Journal, 2 BBL and Small 4 BBL 500HP - Late Model

Notes: H - H-11 tool steel fasteners, S - Multiphase fasteners, > - Straight Blade, < - Taper Blade

ID	Carrillo PN	CC (in)	Style	Bolt Size	Bolt Type	Pin Width (in)	Big Width (in)	Big Bore (in)	Pin Size	Total/Rotate/Recip (gr)*	FN	Cyl
6826	C-3LM-1<A-65700H	5.700	PRO-A-LTD	3/8	WMC	0.900	0.940	2.2250	0.927	484 / 360 / 124	H	8
5242	C-3LM-1<A-66000H	6.000	PRO-A-LTD	3/8	WMC	0.900	0.940	2.2250	0.927	492 / 367 / 125	H	8
4903	C-3LM-1<A-66250H	6.250	PRO-A	3/8	WMC	0.900	0.940	2.2250	0.927	497 / 369 / 128	H	8
5243	C-3LM-L-1<A-56250S	6.250	PRO-A-LTD	5/16	CARR	0.900	0.940	2.2250	0.927	456 / 332 / 124	S	8



DOMESTIC RODS

CHEVROLET



Small Block

2.100" Journal - Straight Beam for Higher loads i.e. Sprint Car

Notes: B - NHRA accepted for Stock and Super Stock, C - NHRA accepted for AMC 258/290/304/343/360/390/401, H - H-11 tool steel fasteners, S - Multiphase fasteners, V - Cam Clearance, > - Straight Blade, < - Taper Blade

ID	Carrillo PN	CC (in)	Style	Bolt Size	Bolt Type	Pin Width (in)	Big Width (in)	Big Bore (in)	Pin Size	Total/Rotate/Recip (gr)*	FN	Cyl
5209	C-350>-65700H	5.700	PRO-H	3/8	WMC	1.060	0.940	2.2250	0.927	625 / 438 / 187	H	8
5210	C-350>-65700S	5.700	PRO-H	3/8	CARR	1.060	0.940	2.2250	0.927	630 / 443 / 187	S	8
5218	C-350>-75700H	5.700	PRO-H	7/16	WMC	1.060	0.940	2.2250	0.927	663 / 477 / 186	B, H	8
5219	C-350>-75700S	5.700	PRO-H	7/16	CARR	1.060	0.940	2.2250	0.927	671 / 485 / 186	B, S	8
5211	C-350>-65850H	5.850	PRO-H	3/8	WMC	1.060	0.940	2.2250	0.927	618 / 431 / 186	C, H	8
5212	C-350>-65850S	5.850	PRO-H	3/8	CARR	1.060	0.940	2.2250	0.927	622 / 436 / 186	C, S	8
5220	C-350>-75850H	5.850	PRO-H	7/16	WMC	1.060	0.940	2.2250	0.927	670 / 479 / 191	C, H	8
5221	C-350>-75850S	5.850	PRO-H	7/16	CARR	1.060	0.940	2.2250	0.927	678 / 487 / 191	C, S	8
5213	C-350>-66000H	6.000	PRO-H	3/8	WMC	1.060	0.940	2.2250	0.927	636 / 441 / 195	H	8
4728	C-350>-66000S	6.000	PRO-H	3/8	CARR	1.060	0.940	2.2250	0.927	641 / 446 / 195	S	8
5222	C-350>-76000H	6.000	PRO-H	7/16	WMC	1.060	0.940	2.2250	0.927	680 / 485 / 195	H	8
5223	C-350>-76000S	6.000	PRO-H	7/16	CARR	1.060	0.940	2.2250	0.927	688 / 493 / 195	S	8
5214	C-350>-66125H	6.125	PRO-H	3/8	WMC	1.060	0.940	2.2250	0.927	638 / 444 / 194	H	8
5215	C-350>-66125S	6.125	PRO-H	3/8	CARR	1.060	0.940	2.2250	0.927	641 / 447 / 194	S	8
5224	C-350>-76125H	6.125	PRO-H	7/16	WMC	1.060	0.940	2.2250	0.927	677 / 481 / 196	H	8
5225	C-350>-76125S	6.125	PRO-H	7/16	CARR	1.060	0.940	2.2250	0.927	685 / 489 / 196	S	8
5216	C-350>-66200H	6.200	PRO-H	3/8	WMC	1.060	0.940	2.2250	0.927	643 / 446 / 197	H	8
5217	C-350>-66200S	6.200	PRO-H	3/8	CARR	1.060	0.940	2.2250	0.927	648 / 451 / 197	S	8
5226	C-350>-76200H	6.200	PRO-H	7/16	WMC	1.060	0.940	2.2250	0.927	689 / 488 / 201	H	8
5227	C-350>-76200S	6.200	PRO-H	7/16	CARR	1.060	0.940	2.2250	0.927	697 / 496 / 201	S	8
6818	C-350>-66250H	6.250	PRO-H	3/8	WMC	1.060	0.940	2.2250	0.927	643 / 446 / 197	H	8
6819	C-350>-66250S	6.250	PRO-H	3/8	CARR	1.060	0.940	2.2250	0.927	648 / 451 / 197	S	8
6586	C-350>-76250H	6.250	PRO-H	7/16	WMC	1.060	0.940	2.2250	0.927	689 / 488 / 201	H	8
6585	C-350>-76250S	6.250	PRO-H	7/16	CARR	1.060	0.940	2.2250	0.927	697 / 496 / 201	S	8
5206	C-35>K-76000H	6.000	PRO-H	7/16	WMC	1.060	0.940	2.2250	0.927	690 / 488 / 202	H, V	8
8450	C-35>K-76000S	6.000	PRO-H	7/16	CARR	1.060	0.940	2.2250	0.927	690 / 488 / 202	H, V	8



DOMESTIC RODS

CHEVROLET



Small Block

2.100" Journal

Notes: B - NHRA accepted for Stock and Super Stock, H - H-11 tool steel fasteners, S - Multiphase fasteners, V - Cam Clearance, > - Straight Blade, < - Taper Blade

ID	Carrillo PN	CC (in)	Style	Bolt Size	Bolt Type	Pin Width (in)	Big Width (in)	Big Bore (in)	Pin Size	Total/Rotate/Recip (gr)*	FN	Cyl
5228	C-35-1<A-65700H	5.700	PRO-A	3/8	WMC	1.060	0.940	2.2250	0.927	546 / 401 / 145	H	8
5234	C-35-1<A-75700H	5.700	PRO-A	7/16	WMC	1.060	0.940	2.2250	0.927	596 / 449 / 147	B, H	8
5229	C-35-1<A-65850H	5.850	PRO-A	3/8	WMC	1.060	0.940	2.2250	0.927	550 / 402 / 148	H	8
5235	C-35-1<A-75850H	5.850	PRO-A	7/16	WMC	1.060	0.940	2.2250	0.927	600 / 451 / 149	H	8
5205	C-35<SA-76000H	6.000	PRO-SA	7/16	WMC	1.060	0.940	2.2250	0.927	652 / 472 / 180	H	8
5207	C-350<-66000H	6.000	PRO-H	3/8	WMC	1.000	0.940	2.2250	0.927	571 / 408 / 163	H	8
5208	C-350<-66000S	6.000	PRO-H	3/8	CARR	1.000	0.940	2.2250	0.927	576 / 413 / 163	S	8
5230	C-35-1<A-66000H	6.000	PRO-A	3/8	WMC	1.060	0.940	2.2250	0.927	560 / 410 / 150	H	8
5236	C-35-1<A-76000H	6.000	PRO-A	7/16	WMC	1.060	0.940	2.2250	0.927	606 / 455 / 151	H	8
5231	C-35-1<A-66125H	6.125	PRO-A	3/8	WMC	1.060	0.940	2.2250	0.927	560 / 408 / 152	H	8
5237	C-35-1<A-76125H	6.125	PRO-A	7/16	WMC	1.060	0.940	2.2250	0.927	610 / 458 / 152	H	8
5232	C-35-1<A-66200H	6.200	PRO-A	3/8	WMC	1.060	0.940	2.2250	0.927	561 / 409 / 152	H	8
5238	C-35-1<A-76200H	6.200	PRO-A	7/16	WMC	1.060	0.940	2.2250	0.927	610 / 457 / 153	H	8
5233	C-35-1<A-66250H	6.250	PRO-A	3/8	WMC	1.060	0.940	2.2250	0.927	563 / 410 / 153	H	8
5239	C-35-1<A-76250H	6.250	PRO-A	7/16	WMC	1.060	0.940	2.2250	0.927	613 / 459 / 154	H	8
5240	C-35-1<KA-76000H	6.000	PRO-A	7/16	WMC	1.060	0.940	2.2250	0.927	595 / 445 / 150	H, V	8

Big Block

1.889" Journal - CB1663 Bearing - NHRA Super Stock

Notes: G - NHRA accepted for Super Stock, honda crank pinw/ CB1663 bearing, S - Multiphase fasteners, > - Straight Blade, < - Taper Blade

ID	Carrillo PN	CC (in)	Style	Bolt Size	Bolt Type	Pin Width (in)	Big Width (in)	Big Bore (in)	Pin Size	Total/Rotate/Recip (gr)*	FN	Cyl
6571	C-BBC-SS>-76135S	6.135	PRO-H	7/16	CARR	1.125	0.990	2.0152	0.990	778 / 558 / 220	G,S	8

Big Block

2.100" Journal

Notes: H - H-11 tool steel fasteners, S - Multiphase fasteners, > - Straight Blade, < - Taper Blade

ID	Carrillo PN	CC (in)	Style	Bolt Size	Bolt Type	Pin Width (in)	Big Width (in)	Big Bore (in)	Pin Size	Total/Rotate/Recip (gr)*	FN	Cyl
7027	C_B42LJ_OHS_6385B7H	6.385	PRO-H	7/16	WMC	1.125	0.990	2.2250	0.990	742 / 517 / 225	H	8
7028	C_B42LJ_OHS_6385B7S	6.385	PRO-H	7/16	CARR	1.125	0.990	2.2250	0.990	750 / 525 / 225	S	8
7025	C_B42LJ_OHS_6535B7H	6.535	PRO-H	7/16	WMC	1.125	0.990	2.2250	0.990	749 / 521 / 228	H	8
7026	C_B42LJ_OHS_6535B7S	6.535	PRO-H	7/16	CARR	1.125	0.990	2.2250	0.990	757 / 529 / 228	S	8

Big Block

2.200" Journal Big Block, Aluminum

Notes: H - H-11 tool steel fasteners, > - Straight Blade, < - Taper Blade

ID	Carrillo PN	CC (in)	Style	Bolt Size	Bolt Type	Pin Width (in)	Big Width (in)	Big Bore (in)	Pin Size	Total/Rotate/Recip (gr)*	FN	Cyl
9312	BBC_6385A7X	6.385	ALUM	7/16	WMC	1.200	0.990	2.3250	0.990	644 / 438 / 206	H	8
9313	BBC_6400A7X	6.400	ALUM	7/16	WMC	1.200	0.990	2.3250	0.990	644 / 437/ 207	H	8
9314	BBC_6535A7X	6.535	ALUM	7/16	WMC	1.200	0.990	2.3250	0.990	652 / 442 / 210	H	8
9767	BBC3_6600A7X	6.600	ALUM	7/16	WMC	1.195	0.990	2.3250	1.094	653 / 445 / 208	H	8

DOMESTIC RODS

CHEVROLET



Big Block

2.200" Journal - High Dynamic Load, i.e. Pulling Truck

Notes: H - H-11 tool steel fasteners, S - Multiphase fasteners, > - Straight Blade, < - Taper Blade

ID	Carrillo PN	CC (in)	Style	Bolt Size	Bolt Type	Pin Width (in)	Big Width (in)	Big Bore (in)	Pin Size	Total/Rotate/Recip (gr)*	FN	Cyl
9391	C_B42TP_OHS_6385B7H	6.385	PRO-H	7/16	WMC	1.125	0.990	2.3250	0.990	801 / 560 / 241	H	8
9392	C_B42TP_OHS_6385B7S	6.385	PRO-H	7/16	CARR	1.125	0.990	2.3250	0.990	819 / 571 / 248	S	8
9393	C_B42TP_OHS_6535B7H	6.535	PRO-H	7/16	WMC	1.125	0.990	2.3250	0.990	807 / 563 / 244	H	8
9394	C_B42TP_OHS_6535B7S	6.535	PRO-H	7/16	CARR	1.125	0.990	2.3250	0.990	816 / 572 / 244	S	8

Big Block

2.200" Journal -H- Beam

Notes: B - NHRA accepted for Stock and Super Stock, F - NNHRA accepted for Buick 400/455 & Pontiac 350/398/400/421/428/455, H - H-11 tool steel fasteners, S - Multiphase fasteners, > - Straight Blade, < - Taper Blade

ID	Carrillo PN	CC (in)	Style	Bolt Size	Bolt Type	Pin Width (in)	Big Width (in)	Big Bore (in)	Pin Size	Total/Rotate/Recip (gr)*	FN	Cyl
5244	C-427>-76135H	6.135	PRO-H	7/16	WMC	1.125	0.990	2.3250	0.990	799 / 576 / 223	B, H	8
5245	C-427>-76135S	6.135	PRO-H	7/16	CARR	1.125	0.990	2.3250	0.990	807 / 584 / 223	B, S	8
5246	C-427>-76385H	6.385	PRO-H	7/16	WMC	1.125	0.990	2.3250	0.990	807 / 579 / 228	H	8
5247	C-427>-76385S	6.385	PRO-H	7/16	CARR	1.125	0.990	2.3250	0.990	815 / 587 / 228	S	8
5248	C-427>-76535H	6.535	PRO-H	7/16	WMC	1.125	0.990	2.3250	0.990	822 / 590 / 232	H	8
5249	C-427>-76535S	6.535	PRO-H	7/16	CARR	1.125	0.990	2.3250	0.990	830 / 598 / 232	S	8
5250	C-427>-76635H	6.635	PRO-H	7/16	WMC	1.125	0.990	2.3250	0.990	821 / 587 / 234	F, H	8
5251	C-427>-76635S	6.635	PRO-H	7/16	CARR	1.125	0.990	2.3250	0.990	829 / 595 / 234	F, S	8
5252	C-427>-76700H	6.700	PRO-H	7/16	WMC	1.125	0.990	2.3250	0.990	832 / 598 / 234	H	8
5253	C-427>-76700S	6.700	PRO-H	7/16	CARR	1.125	0.990	2.3250	0.990	839 / 605 / 234	S	8
5254	C-427>-76735H	6.735	PRO-H	7/16	WMC	1.125	0.990	2.3250	0.990	830 / 592 / 238	H	8
5255	C-427>-76735S	6.735	PRO-H	7/16	CARR	1.125	0.990	2.3250	0.990	838 / 600 / 238	S	8
5256	C-427>-76800H	6.800	PRO-H	7/16	WMC	1.125	0.990	2.3250	0.990	832 / 598 / 234	H	8
5257	C-427>-76800S	6.800	PRO-H	7/16	CARR	1.125	0.990	2.3250	0.990	839 / 605 / 234	S	8
7597	C_B454_OHS_7100B7S	7.100	PRO-H	7/16	CARR	1.125	0.990	2.3250	0.990	840 / 585 / 255	S	8

Big Block

2.200" Journal -A- Beam

Notes: H - H-11 tool steel fasteners, > - Straight Blade, < - Taper Blade

ID	Carrillo PN	CC (in)	Style	Bolt Size	Bolt Type	Pin Width (in)	Big Width (in)	Big Bore (in)	Pin Size	Total/Rotate/Recip (gr)*	FN	Cyl
6821	C-427-1<A-76135H	6.135	PRO-A	7/16	WMC	1.125	0.990	2.3250	0.990	768 / 553 / 215	H	8
6822	C-427-1<A-76385H	6.385	PRO-A	7/16	WMC	1.125	0.990	2.3250	0.990	781 / 560 / 220	H	8
6823	C-427-1<A-76535H	6.535	PRO-A	7/16	WMC	1.125	0.990	2.3250	0.990	784 / 561 / 223	H	8
5261	C-427-1<A-76635H	6.635	PRO-A	7/16	WMC	1.125	0.990	2.3250	0.990	790 / 565 / 225	H	8
5262	C-427-1<A-76735H	6.735	PRO-A	7/16	WMC	1.125	0.990	2.3250	0.990	784 / 561 / 223	H	8



DOMESTIC RODS

CHEVROLET



LS Series

1600HP Boosted H-Beam - 700hp Naturally Aspirated A-Beam

Notes: E - NHRA accepted for LS, pin can be increased to .9460 for stock pin, H - H-11 tool steel fasteners, S - Multiphase fasteners, > - Straight Blade, < - Taper Blade

ID	Carrillo PN	CC (in)	Style	Bolt Size	Bolt Type	Pin Width (in)	Big Width (in)	Big Bore (in)	Pin Size	Total/Rotate/Recip (gr)*	FN	Cyl
4580	C-LS1>-66125H	6.125	PRO-H	3/8	WMC	0.945	0.941	2.2250	0.927	635 / 437 / 188	E, H	8
5263	C-LS1>-66125S	6.125	PRO-H	3/8	CARR	0.945	0.941	2.2250	0.927	640 / 452 / 188	E, S	8
5264	C-LS1-1<A-76125H	6.125	PRO-A	7/16	WMC	0.950	0.941	2.2250	0.927	609 / 456 / 153	E, H	8

LS Series

2500HP Boosted

Notes: H - H-11 tool steel fasteners, S - Multiphase fasteners, > - Straight Blade, < - Taper Blade

ID	Carrillo PN	CC (in)	Style	Bolt Size	Bolt Type	Pin Width (in)	Big Width (in)	Big Bore (in)	Pin Size	Total/Rotate/Recip (gr)*	FN	Cyl
8022	C_BLSHD_OHS_6125B6H	6.125	PRO-H	3/8	WMC	0.945	0.941	2.2250	0.927	661 / 464 / 197	H	8
8020	C_BLSHD_OHS_6125B6S	6.125	PRO-H	3/8	CARR	0.945	0.941	2.2250	0.927	667 / 470 / 197	S	8
8023	C_BLSHD_OHS_6350B6H	6.350	PRO-H	3/8	WMC	0.945	0.941	2.2250	0.927	666 / 464 / 202	H	8
8021	C_BLSHD_OHS_6350B6S	6.350	PRO-H	3/8	CARR	0.945	0.941	2.2250	0.927	672 / 470 / 202	S	8

LS Series

900HP Naturally Aspirated

Notes: H - H-11 tool steel fasteners, S - Multiphase fasteners, > - Straight Blade, < - Taper Blade

ID	Carrillo PN	CC (in)	Style	Bolt Size	Bolt Type	Pin Width (in)	Big Width (in)	Big Bore (in)	Pin Size	Total/Rotate/Recip (gr)*	FN	Cyl
8073	C_BLSNA_OHS_6125B6H	6.125	PRO-H	3/8	WMC	0.945	0.941	2.2250	0.927	604 / 428 / 176	H	8
8072	C_BLSNA_OHS_6125B6S	6.125	PRO-H	3/8	CARR	0.945	0.941	2.2250	0.927	617 / 440 / 177	S	8
8075	C_BLSNA_OHS_6350B6H	6.350	PRO-H	3/8	WMC	0.945	0.941	2.2250	0.927	620 / 440 / 180	H	8
8074	C_BLSNA_OHS_6350B6S	6.350	PRO-H	3/8	CARR	0.945	0.941	2.2250	0.927	626 / 446 / 180	S	8

LS7

Notes: S - Multiphase fasteners, > - Straight Blade, < - Taper Blade

ID	Carrillo PN	CC (in)	Style	Bolt Size	Bolt Type	Pin Width (in)	Big Width (in)	Big Bore (in)	Pin Size	Total/Rotate/Recip (gr)*	FN	Cyl
7667	C_BLS7_OHS_6066B6S	6.066	PRO-H	3/8	CARR	0.950	0.941	2.2250	0.927	609 / 432 / 177	S	8

DODGE / CHRYSLER



Gen 3 Hemi 5.7L & 6.1L

Notes: H - H-11 tool steel fasteners, K - .927 piston pin & stock bearing, S - Multiphase fasteners, > - Straight Blade, < - Taper Blade

ID	Carrillo PN	CC (in)	Style	Bolt Size	Bolt Type	Pin Width (in)	Big Width (in)	Big Bore (in)	Pin Size	Total/Rotate/Recip (gr)*	FN	Cyl
5310	DG-HEMI<SA-66242H	6.242	PRO-SA	3/8	WMC	0.875	0.933	2.2522	0.927	630 / 443 / 187	H	8
5311	DG-HEMI>-66242H	6.242	PRO-H	3/8	WMC	0.875	0.933	2.2522	0.927	575 / 402 / 173	H, K	8
5312	DG-HEMI>-66242S	6.242	PRO-H	3/8	CARR	0.875	0.933	2.2522	0.927	582 / 409 / 173	K, S	8

DOMESTIC RODS

DODGE / CHRYSLER



Gen 3 Hemi 5.7L, 6.1L, 6.2L & 6.4L

2.100" Journal

Notes: H - H-11 tool steel fasteners, I - with .927 piston pin and chev 2.100 journal & bearing, J - with .866 piston pin and chev 2.000 journal & bearing, S - Multiphase fasteners, U - with .866 piston pin and chev 2.100 journal & bearing, > - Straight Blade, < - Taper Blade

ID	Carrillo PN	CC (in)	Style	Bolt Size	Bolt Type	Pin Width (in)	Big Width (in)	Big Bore (in)	Pin Size	Total/Rotate/Recip (gr)*	FN	Cyl
5372	HEMI-866>-66125H	6.125	PRO-H	3/8	WMC	0.875	0.933	2.2250	0.866	571 / 398 / 173	H, U	8
5373	HEMI-866>-66125S	6.125	PRO-H	3/8	CARR	0.875	0.933	2.2250	0.866	578 / 406 / 172	S, U	8
5374	HEMI-866>-66200H	6.200	PRO-H	3/8	WMC	0.875	0.933	2.2250	0.866	571 / 397 / 174	H, U	8
5375	HEMI-866>-66200S	6.200	PRO-H	3/8	CARR	0.875	0.933	2.2250	0.866	579 / 406 / 173	S, U	8
5376	HEMI-927>-66125H	6.125	PRO-H	3/8	WMC	0.875	0.933	2.2250	0.927	563 / 396 / 167	H, I	8
5377	HEMI-927>-66125S	6.125	PRO-H	3/8	CARR	0.875	0.933	2.2250	0.927	571 / 402 / 171	I, S	8
5378	HEMI-927>-66200H	6.200	PRO-H	3/8	WMC	0.875	0.933	2.2250	0.927	572 / 400 / 172	H, J	8
5379	HEMI-927>-66200S	6.200	PRO-H	3/8	CARR	0.875	0.933	2.2250	0.927	577 / 406 / 171	J, S	8

Gen 3 Hemi 5.7L, 6.1L, 6.2L & 6.4L Stroker

2.000" Journal

Notes: H - H-11 tool steel fasteners, J - with .866 piston pin and chev 2.000 journal & bearing, S - Multiphase fasteners, > - Straight Blade, < - Taper Blade

ID	Carrillo PN	CC (in)	Style	Bolt Size	Bolt Type	Pin Width (in)	Big Width (in)	Big Bore (in)	Pin Size	Total/Rotate/Recip (gr)*	FN	Cyl
5380	HEMI-SJ866<-SA-66125H	6.125	PRO-H	3/8	WMC	0.875	0.933	2.1250	0.866	633 / 450 / 183	H, J	8
5929	HEMI-SJ866>-66125H	6.125	PRO-H	3/8	WMC	0.875	0.933	2.1250	0.866	580 / 409 / 171	H, J	8
6839	HEMI-SJ866>-66125S	6.125	PRO-H	3/8	CARR	0.875	0.933	2.1250	0.866	586 / 415 / 171	J, S	8

Gen 3 Viper 8.3L

Notes: H - H-11 tool steel fasteners, L - can be honed for a .945 pin and is close to stock weight, S - Multiphase fasteners, > - Straight Blade, < - Taper Blade

ID	Carrillo PN	CC (in)	Style	Bolt Size	Bolt Type	Pin Width (in)	Big Width (in)	Big Bore (in)	Pin Size	Total/Rotate/Recip (gr)*	FN	Cyl
5306	DG-83V10<-66242H	6.242	PRO-H	3/8	WMC	0.875	0.933	2.2522	0.927	594 / 442 / 152	H, L	10
4271	DG-83V10<-66242S	6.242	PRO-H	3/8	CARR	0.875	0.933	2.2522	0.927	600 / 444 / 156	L, S	10
5310	DG-HEMI<-SA-66242H	6.242	PRO-SA	3/8	WMC	0.875	0.933	2.2522	0.927	630 / 443 / 187	H, L	10
5311	DG-HEMI>-66242H	6.242	PRO-H	3/8	WMC	0.875	0.933	2.2522	0.927	575 / 402 / 173	H, L	10
5312	DG-HEMI>-66242S	6.242	PRO-H	3/8	CARR	0.875	0.933	2.2522	0.927	582 / 409 / 173	L, S	10



DODGE / CHRYSLER



Big Block and 426 HEMI

1.889" Journal - CB1663 Bearing

Notes: H - H-11 tool steel fasteners, M - NHRA accepted for Super Stock 1.890 crank pin & .927 wrist pin, S - Multiphase fasteners, > - Straight Blade, < - Taper Blade

ID	Carrillo PN	CC (in)	Style	Bolt Size	Bolt Type	Pin Width (in)	Big Width (in)	Big Bore (in)	Pin Size	Total/Rotate/Recip (gr) *	FN	Cyl
5438	MP-HEMI-SS>-76861S	6.861	PRO-H	7/16	CARR	1.050	1.012	2.0150	0.927	835 / 605 / 230	M, S	8
5948	MP-440-SS>-76760S	6.760	PRO-H	7/16	CARR	1.050	1.012	2.0152	0.927	836 / 608 / 228	S	8
6842	MP-440-SS>-76760H	6.760	PRO-H	7/16	WMC	1.050	1.012	2.0152	0.927	828 / 600 / 228	H	8

426 HEMI

2.000" Journal

Notes: S - Multiphase fasteners, > - Straight Blade, < - Taper Blade

ID	Carrillo PN	CC (in)	Style	Bolt Size	Bolt Type	Pin Width (in)	Big Width (in)	Big Bore (in)	Pin Size	Total/Rotate/Recip (gr) *	FN	Cyl
5928	HEMI-745>-76861S	6.861	PRO-H	7/16	CARR	1.050	1.012	2.1250	0.927	833 / 604 / 229	S	8

426 HEMI

2.100" Journal

Notes: S - Multiphase fasteners, > - Straight Blade, < - Taper Blade

ID	Carrillo PN	CC (in)	Style	Bolt Size	Bolt Type	Pin Width (in)	Big Width (in)	Big Bore (in)	Pin Size	Total/Rotate/Recip (gr) *	FN	Cyl
7449	MP_BHM21_OHS_6861B7S	6.861	PRO-H	7/16	CARR	1.000	1.012	2.2250	0.927	834 / 598 / 236	S	8

440 / 426 Hemi BBC Bearing and Pin

2.200" Journal

Notes: H - H-11 tool steel fasteners, S - Multiphase fasteners, > - Straight Blade, < - Taper Blade

ID	Carrillo PN	CC (in)	Style	Bolt Size	Bolt Type	Pin Width (in)	Big Width (in)	Big Bore (in)	Pin Size	Total/Rotate/Recip (gr) *	FN	Cyl
9402	HEMI_BBBC_OHS_7100B7H	7.100	PRO-H	7/16	WMC	1.180	1.012	2.3250	0.990	844 / 584 / 260	H	8
6782	HEMI_BBBC_OHS_7100B7S	7.100	PRO-H	7/16	CARR	1.180	1.012	2.3250	0.990	850 / 590 / 260	S	8
9403	HEMI_BBBC_2HS_7100B7H	7.100	PRO-H	7/16	WMC	1.180	0.990	2.3250	0.990	841 / 580 / 261	H	8
8585	HEMI_BBBC_2HS_7100B7S	7.100	PRO-H	7/16	CARR	1.180	0.990	2.3250	0.990	850 / 586 / 264	S	8

426 HEMI

2.375" Journal

Notes: A - NHRA accepted for Super Stock, B - NHRA accepted for Stock and Super Stock, H - H-11 tool steel fasteners, S - Multiphase fasteners, > - Straight Blade, < - Taper Blade

ID	Carrillo PN	CC (in)	Style	Bolt Size	Bolt Type	Pin Width (in)	Big Width (in)	Big Bore (in)	Pin Size	Total/Rotate/Recip (gr) *	FN	Cyl
5369	HEMI-426>-76861S	6.861	PRO-H	7/16	CARR	1.050	1.012	2.5000	1.031	844 / 588 / 256	B, S	8
5370	HEMI-426SS>-76861S	6.861	PRO-H	7/16	CARR	1.050	1.012	2.5000	0.927	829 / 597 / 232	A, S	8
5292	CR-426SS>-76881S	6.881	PRO-H	7/16	CARR	1.225	1.012	2.5000	0.991	840 / 580 / 260	S	8



DOMESTIC RODS

FORD



Small Block Dirt Late Model

1.889" Journal - CB1663 Bearing

Notes: S - Multiphase fasteners, > - Straight Blade, < - Taper Blade

ID	Carrillo PN	CC (in)	Style	Bolt Size	Bolt Type	Pin Width (in)	Big Width (in)	Big Bore (in)	Pin Size	Total/Rotate/Recip (gr) *	FN	Cyl
9726	FC_BDLM_OHS_6125B7M	6.125	PRO-H	7/16	CARR	0.870	0.905	2.1250	22mm	632 / 458 / 174	S	8

Small Block

1.889" Journal - CB1663 Bearing

Notes: H - H-11 tool steel fasteners, O - NHRA accepted for Super Stock 352, S - Multiphase fasteners, > - Straight Blade, < - Taper Blade

ID	Carrillo PN	CC (in)	Style	Bolt Size	Bolt Type	Pin Width (in)	Big Width (in)	Big Bore (in)	Pin Size	Total/Rotate/Recip (gr) *	FN	Cyl
7015	FC_B35Q4_OHS_5400B6H	5.400	PRO-H	3/8	WMC	1.060	0.940	2.0152	0.927	566 / 398 / 168	H, O	8
7016	FC_B35Q4_OHS_5400B6S	5.400	PRO-H	3/8	CARR	1.060	0.940	2.0152	0.927	570 / 404 / 166	S, O	8

Small Block

2.000" Journal

Notes: H - H-11 tool steel fasteners, O - NHRA accepted for Super Stock 352, S - Multiphase fasteners, > - Straight Blade, < - Taper Blade

ID	Carrillo PN	CC (in)	Style	Bolt Size	Bolt Type	Pin Width (in)	Big Width (in)	Big Bore (in)	Pin Size	Total/Rotate/Recip (gr) *	FN	Cyl
7012	FC_B35SJ_OHS_5400B6H	5.400	PRO-H	3/8	WMC	1.060	0.940	2.1250	0.927	569 / 400 / 169	H, O	8
7019	FC_B35SJ_OHS_5400B6S	5.400	PRO-H	3/8	CARR	1.060	0.940	2.1250	0.927	573 / 404 / 169	S, O	8
5336	FC-283<SA-66125H	6.125	PRO-SA	3/8	WMC	1.000	0.940	2.1250	0.927	571 / 402 / 169	H	8
5337	FC-283<SA-66200H	6.200	PRO-SA	3/8	WMC	1.000	0.940	2.1250	0.927	573 / 402 / 171	H	8
5338	FC-283-1<A-66200H	6.200	PRO-A	3/8	WMC	1.060	0.940	2.1250	0.927	541 / 388 / 153	H	8

Small Block

2.100" Journal

Notes: H - H-11 tool steel fasteners, O - NHRA accepted for Super Stock 352, S - Multiphase fasteners, > - Straight Blade, < - Taper Blade

ID	Carrillo PN	CC (in)	Style	Bolt Size	Bolt Type	Pin Width (in)	Big Width (in)	Big Bore (in)	Pin Size	Total/Rotate/Recip (gr) *	FN	Cyl
7008	F_B35LJ_OHS_5400B6H	5.400	PRO-H	3/8	WMC	1.060	0.831	2.2250	0.927	567 / 397 / 170	H, O	8
7009	F_B35LJ_OHS_5400B6S	5.400	PRO-H	3/8	CARR	1.060	0.831	2.2250	0.927	570 / 401 / 169	O, S	8
7010	FC_B35LJ_OHS_5400B6H	5.400	PRO-H	3/8	WMC	1.060	0.940	2.2250	0.927	574 / 405 / 169	H, O	8
7011	FC_B35LJ_OHS_5400B6S	5.400	PRO-H	3/8	CARR	1.060	0.940	2.2250	0.927	578 / 411 / 167	S, O	8

Small Block

2.123" Journal

Notes: H - H-11 tool steel fasteners, N - NHRA accepted for Stock and Super Stock 352, S - Multiphase fasteners, > - Straight Blade, < - Taper Blade

ID	Carrillo PN	CC (in)	Style	Bolt Size	Bolt Type	Pin Width (in)	Big Width (in)	Big Bore (in)	Pin Size	Total/Rotate/Recip (gr) *	FN	Cyl
7017	F_B352_OHS_5400B6H	5.400	PRO-H	3/8	WMC	1.060	0.831	2.2395	0.927	569 / 399 / 170	H, N	8
7018	F_B352_OHS_5400B6S	5.400	PRO-H	3/8	CARR	1.060	0.831	2.2395	0.927	573 / 405 / 168	N, S	8
5324	F-302<-65089H	5.089	PRO-H	3/8	WMC	1.000	0.831	2.2395	0.912	520 / 367 / 153	H	8
5325	F-302<-65089S	5.089	PRO-H	3/8	CARR	1.000	0.831	2.2395	0.912	525 / 372 / 153	S	8
5326	F-302>-75089H	5.089	PRO-H	7/16	WMC	1.060	0.831	2.2395	0.912	601 / 428 / 173	H	8
5327	F-302>-75089S	5.089	PRO-H	7/16	CARR	1.060	0.831	2.2395	0.912	606 / 433 / 173	S	8

DOMESTIC

FORD



Modular

4.6L & Coyote 5.0L

Notes: B - NHRA accepted for Stock and Super Stock, H - H-11 tool steel fasteners, S - Multiphase fasteners, > - Straight Blade, < - Taper Blade

ID	Carrillo PN	CC (in)	Style	Bolt Size	Bolt Type	Pin Width (in)	Big Width (in)	Big Bore (in)	Pin Size	Total/Rotate/Recip (gr)*	FN	Cyl
5331	F-4.6-1<A-65932H	5.932	PRO-A	3/8	WMC	0.900	0.938	2.2394	22mm	555 / 406 / 149	B, H	8
5328	F-4.6<SA-65932H	5.932	PRO-SA	3/8	WMC	0.900	0.938	2.2394	22mm	618 / 427 / 191	H	8
5329	F-4.6>-65932H	5.932	PRO-H	3/8	WMC	0.900	0.938	2.2394	22mm	615 / 430 / 185	H	8
5330	F-4.6>-65932S	5.932	PRO-H	3/8	CARR	0.900	0.938	2.2394	22mm	620 / 435 / 185	S	8

Modular

2.000" Journal - 4.6L & 5.0L Stroker

Notes: H - H-11 tool steel fasteners, S - Multiphase fasteners, > - Straight Blade, < - Taper Blade

ID	Carrillo PN	CC (in)	Style	Bolt Size	Bolt Type	Pin Width (in)	Big Width (in)	Big Bore (in)	Pin Size	Total/Rotate/Recip (gr)*	FN	Cyl
10225	F_B46_2HS_5850B6H	5.850	PRO-H	3/8	WMC	0.900	0.938	2.1250	0.866	TBD	H	8
10226	F_B46_2HS_5850B6S	5.850	PRO-H	3/8	CARR	0.900	0.938	2.1250	0.866	TBD	S	8
10224	F_B46_2ST_5850B6H	5.850	PRO-SA	3/8	WMC	0.900	0.938	2.1250	0.866	TBD	H	8

Modular

5.4L

Notes: B - NHRA accepted for Stock and Super Stock, H - H-11 tool steel fasteners, S - Multiphase fasteners, > - Straight Blade, < - Taper Blade

ID	Carrillo PN	CC (in)	Style	Bolt Size	Bolt Type	Pin Width (in)	Big Width (in)	Big Bore (in)	Pin Size	Total/Rotate/Recip (gr)*	FN	Cyl
5333	F-5.4>-66657H	6.657	PRO-H	3/8	WMC	0.900	0.938	2.2394	22mm	647 / 446 / 201	B, H	8
5334	F-5.4>-66657S	6.657	PRO-H	3/8	CARR	0.900	0.938	2.2394	22mm	652 / 451 / 201	B, S	8
5332	F-5.4<SA-66657H	6.657	PRO-SA	3/8	WMC	0.900	0.938	2.2394	22mm	671 / 459 / 212	H	8
5335	F-5.4-1<A-66657H	6.657	PRO-A	3/8	WMC	0.900	0.938	2.2394	22mm	TBD	H	8

390-427-428 FE

2.200" Crank Pin and 0.990 Wrist Pin

Notes: B - NHRA accepted for Stock and Super Stock, H - H-11 tool steel fasteners, S - Multiphase fasteners, > - Straight Blade, < - Taper Blade

ID	Carrillo PN	CC (in)	Style	Bolt Size	Bolt Type	Pin Width (in)	Big Width (in)	Big Bore (in)	Pin Size	Total/Rotate/Recip (gr)*	FN	Cyl
6835	F-BBC-FE>-76488H	6.488	PRO-H	7/16	WMC	1.125	0.990	2.3250	0.990	766 / 543 / 223	B, H	8
5921	F-BBC-FE>-76488S	6.488	PRO-H	7/16	CARR	1.125	0.990	2.3250	0.990	774 / 551 / 223	B, S	8



RUN WITH THE CHAMPIONS!



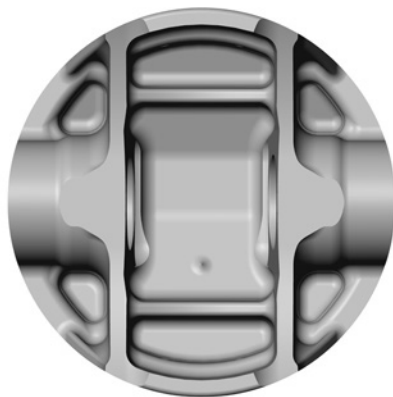
DOMESTIC

If you are using pistons in a Top Fuel or Blown Alcohol application you may be under the impression that all pistons from the many manufactures are virtually the same.

They all have a pin bore, ring grooves, most have at least one valve pocket, and the crown is usually a flat top or a dome design. The forgings they are made from even look so similar that if there wasn't the manufacture's name forged into the part the average racer would not know who manufactured the part. The differences between them are mostly in the quality, consistency, and subtle differences in shapes and clearances not detectable to the naked eye.

This is no longer the case, thanks to CP-Carrillo!

When CP-Carrillo entered these markets the logical step was to make parts that were similar to "what is working". Of course our initial forgings included some updates, modifications and improvements. But with each revision we kept making them better. The basic piston structure still looked similar to everyone else's. Many racing segments like Formula-1, NASCAR, Pro Stock and high end Road Racing began using pistons with an "inboard pin boss" configuration with more regularity and great success.



TA-X



ROUND

The OEM manufactures (first import and then domestic) began using this design in vehicles. CP-Carrillo was an integral part of this movement and to this day offers conventional round style pistons and inboard pin boss versions for those wishing to utilize its advantages. Because an inboard pin boss forging is more complex to forge and machine, the final product using this forging consumes more resources, and necessarily has a higher price than a conventional round style.

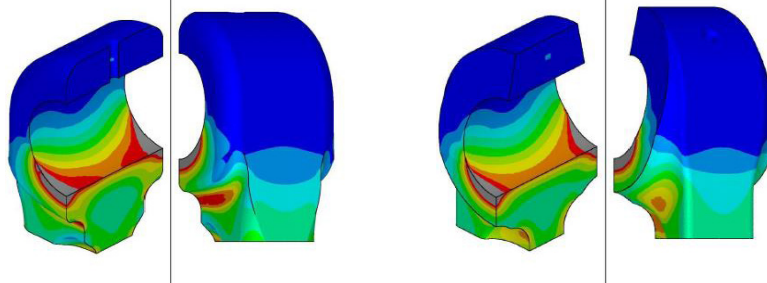
CP analyzed all the factors and determined that a superior product, with a better ring seal, stronger crowns and skirts, and more durable pin bores could be made for Blown Alcohol and Top Fuel applications using this design. There would be a slight increase in cost, but it would be offset many times over by all the benefits.

After completing research and design changes using Solidworks and FEA we produced prototype parts re-designed them each time after being run back to back and tested. Forgings were made and we began selling pistons for Blown Alcohol applications with an inboard pin boss configuration.

A unique and worthwhile design feature that we can incorporate into this new piston is a Tapered Pin Boss, which is used in conjunction with a CP-Carrillo Aluminum connecting rod that can be manufactured with a Tapered Pin End. This allows the piston and rod to have the largest contact with the wristpin in the highest stress areas.

NON TAPERED

TAPERED



TOP FUEL & ALCOHOL PISTONS

We call this forging the **CP-Carrillo TA-X**. Every goal we set for this design was met and exceeded. We ended up with better sealing, and a stronger piston that is still very affordable to the average racer.

The results were so positive that we sell our shelf stock pistons in both the traditional round and the new TA-X style. Of course we also offer the TA-X on custom orders.

If you run a Top Fuel engine we have good news for you too! We have applied these same principals to your pistons, and the results are just as impressive.

Here are some of the important benefits of CP-Carrillo Pistons, both conventional and inboard pin boss;

- Designed for maximum stability in the bore
- Optimized clearances and skirt shapes for minimizing scuffing
- Special ring groove tooling to reduce tendency to pinch rings
- Continuous R&D and improvements
- Safety margin verification on all designs utilizing FEA and solid modeling
- Verified reduction in skirts collapsing
- Pin bore enhancements to reduce “pounding out” and distortion
- Tapered pin boss in conjunction with tapered rod for greater durability and strength

Top Fuel & Alcohol Pistons

Blown Alcohol Chrysler

Model	ID#	Part #	Bore	Comp Height	Dome Height	Dome(cc)/Ratio	Pin	Ring Thickness	VR Depths INT/EXH	Weight	Gas Ports
4.375 Hemi (Drag Race)	8538	4375-FC4-CP	4.375	1.310	.320	21.44	1.094	D017 x 1/16 x 3/16	.275/.220	650	no
4.375 Hemi (Drag Race)	8539	4375-PM-CP	4.375	1.395	.330	31.94	1.094	D017 x 1/16 x 3/16	.275/.290	706	no
4.467 Hemi (Drag Race)	7898	4467-BIGFC1	4.4675	1.425	.290	19.17	1.094	D017 x 1/16 x 3/16	.330/.315	747	no
526ci BAE 4.4675 Bore	9476	4467-BIGFC1-TAX	4.4675	1.425	.290	19.17	1.094	D017 x 1/16 x 3/16	.330/.315	721	no
4.467 Hemi (Drag Race)	8549	4467-PMII-CP	4.4675	1.389	.335	32.55	1.094	D017 x 1/16 x 3/16	.268/.285	753	no
528ci BAE 4.4675 Bore	9473	4467-PMII-CPTAX	4.4675	1.389	.335	32.55	1.094	D017 x 1/16 x 3/16	.286/.285	732	no
4.4675 Hemi	8587	4467-RAFC-CP	4.4675	1.433	.295	20.62	1.094	D017 x 1/16 x 3/16	.330/.320	730	no
526ci BAE 4.4675 Bore	9475	4467-RAFC-CPTAX	4.4675	1.433	.295	20.62	1.094	D017 x 1/16 x 3/16	.330/.320	728	no

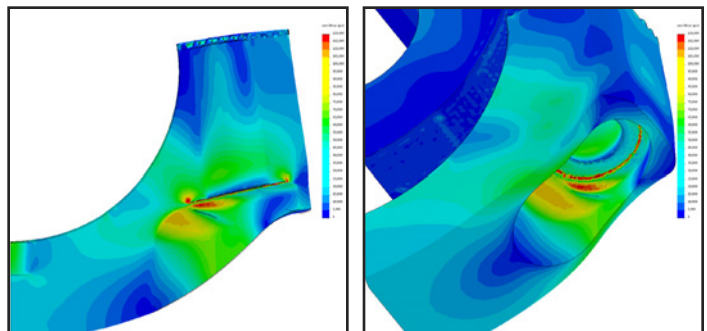
Top Fuel Pistons - Call for your custom combination made to order.





With a 50+ year legacy of supplying the premier steel connecting rod, CP-Carrillo has elected to offer its quality, craftsmanship, and depth of experience in an Aluminum connecting rod. Presently offered for top fuel, blown alcohol, and nitro fueled engines used in 2000-10,000+ HP applications these rods are everything you would expect from a product with the CP-Carrillo name on it. Not simply copies of the offerings from other manufactures, these rods from CP-Carrillo are a complete re-design in every aspect of an aluminum connecting rod for extreme HP applications. Combining the use of a forging, two options of materials for various applications, designs formulated with the aid of FEA, ongoing updates based on feedback from real world usage, 100% CNC machining, strict quality control and inspection processes that are part of every CP-Carrillo product, you can clearly see and understand why these are the best rods you will find.

While there are an increasing number of popular rods being kept on the shelf for immediate delivery, one of CP-Carrillo's strengths is the ability and willingness to quickly make custom versions to match individual needs as a situation arises.



The following are some of the features you will find in CP-Carrillo Aluminum Rods:

- Fully machined forgings
- Extensive use of FEA throughout the design process
- Floating bolt washers to achieve consistent and proper bolt stretch
- Machined areas on the rod body and cap around the bolts to relieve stress
- Roller burnished pin bores (Fuel applications only)
- Proven, superior bolt design and material (7/16 WMC- H11)
- Race Proven Results



Top Fuel & Alcohol Connecting Rods

ID	Model	Part #	CC (in)	Bolt Size	Bolt Type	Pin Width (in)	Big Width (in)	Big Bore (in)	Pin Bore	Total/Rotate/Recip (gr)*	Cyl
9124	Top Fuel 7.043	TF2-7043	7.043	7/16	WMC	1.600	1.005	2.5002	1.156	1040/641/399	8
9106	Top Fuel 7.091	TF2-7091	7.091	7/16	WMC	1.600	1.005	2.5002	1.156	1045/644/401	8
9076	Top Fuel 7.106	TF2-7106	7.106	7/16	WMC	1.600	1.005	2.5002	1.156	1046/645/401	8
9107	A-Fuel 6.820	AF-6820	6.820	7/16	WMC	1.600	1.000	2.5002	1.156	997/626/371	8
9108	A-Fuel 6.880	AF-6880	6.880	7/16	WMC	1.600	1.000	2.5002	1.156	1003/630/373	8
9604	Hemi 426 Blown Alcohol	BAH2_7280	7.280	7/16	WMC	1.400	1.005	2.5002	1.094	906/594/312	8
9603	Hemi 426 Blown Alcohol	BAH2_7310	7.310	7/16	WMC	1.400	1.005	2.5002	1.094	907/594/313	8



NHRA / IHRA Stock Replacement Pistons and Rods

There are 80 different classes competing in NHRA Stock Eliminator. Over half of the 50 top competitors use CP-Carrillo products. As the industry leader in applying today's leading edge technology, we make every effort to provide you with the maximum horsepower and performance gains while still conforming to NHRA regulations. If you do not find your application, please give us a call. New pistons and rods are constantly added and we'll be glad to take care of the approval process for you.

Features included on the pistons:

- Ring groove flatness in millionths increases intake manifold vacuum
- Custom skirt cam and barrel shapes
- Forced double wrist pin oiling
- Cut for double spiral locks

Connecting rods are fully machined from a proprietary 4330m alloy forging for strength & durability and are available with 2 types of bolts:

- Standard WMC (H11) bolt with a UTS of 220ksi and our
- Upgraded CARR (MP35N) bolt with a UTS of 285ksi.
- All sets weight matched to +/- 1 gram per end



APPROVED PISTONS FOR NHRA/IHRA

AMC

Part #	Year	Details
A1-CP	1970	325HP 390cid
A2-CP	1970-78	ALL FLAT TOP 360cid
A3-CP	1970-78	ALL DISH 360cid

BUICK

Part #	Year	Details
B1-CP	1970	350-360HP 455cid
B2-CP	1971-76	ALL 455cid
B3-CP	1975-79	ALL 350cid
B4-CP	1980-84	125HP 252cid
B5-CP	1968-72	350cid

CHEVY

Part #	Year	Details
CP COPO	2012	427 LS
CP COPO	2013	350HP LS
CP COPO 1	2014	427 LS Flat Top
CP COPO	2015	327 SC / Super Charged
CP COPO	2015	350 SC / Super Charged
CP-376/365	2015	365HP/376 LS
C4A-CP	1966-69	425HP 427 with GM "401" Aluminum Head
C8A-CP	1970	375HP 402 with GM "401" Aluminum Head
C10-CP	1962-69	210-300HP 327cid
C11-CP	1976-86	ALL DISHED 305 cid
C12-CP	1987-91	ALL DISHED 305 cid
C13-CP	1967-69	290HP 302 cid
C14-CP	1971-72	175-270HP 350 cid
C15-CP	1998-02	LS1 350cid
C19-CP	1973-81	ALL 350cid, except Hi-Perf
C19-CP	1985-95	ALL 262cid
C1-CP	1983-92	ALL FLAT TOP 305 cid
C20-CP	1968-73	ALL FLAT TOPS 307cid
C22-CP	1966-67	385-390-400HP .140 Tall Dome 427cid
C23-CP	1968-69	335-390-400HP .156 Tall Dome 427cid
C24-CP	1970	330-350HP 402 cid
C25-CP	1965-68	325- 340-350-360HP 327cid
C26-CP	1971	425HP 454 cid
C26A-CP	1971	425HP 454 with GM "401" Aluminum head
C27-CP	1971-74	245-330HP 350 cid
C27A-CP	1967	375HP 396 with .400 tall dome & GM "401" Aluminum head
C28-CP	1976-80	SPEC. HI PERF. 350 cid
C29-CP	1996	330HP LT-4 350 cid
C30-CP	1971-76	All Flat top 454 cid

CHEVY CON.

Part #	Year	Details
C31-CP	1969 -70	LT-1 350-370HP 350 cid
C33-CP	1972-76	Dished 150-180HP 400 cid
C32-CP	1990-98	VORTECH V-6 262 cid
C32-CP	1990-98	All Flat Top 350 cid
C34-CP	1995	Flat Top 4.3Ltr V-8
C35-CP	1970	450HP 454 cid
C36-CP	2005-06	LS-2 400HP 364 cid
C37-CP	1986-89	ALL DISHED 305 cid
C38-CP	1966-67	427 - 425HP
C39-CP	1967	375HP 396 with .400 tall dome
C40-CP	1956-57	265 All
C41-CP	1995-02	3.8 V6
C42-CP	1955	265 All
C409-CP	1961-65	409 340 - 425HP
C2-CP	1966-69	325-360HP 396 cid
C3-CP	1965-69	375HP 396 cid
C4-CP	1966-69	425HP 427cid
C5-CP	1990-98	VORTECH 262 cid
C5-CP	1990-98	ALL FLAT TOP 350 cid
C6-CP	1967-70	250-300HP 350 cid
C7-CP	1971-72	210-300HP 402 cid
C8-CP	1970	375HP 402 cid
C9-CP	1957-67	ALL FLAT TOP 283 cid
C9-CP	1962-70	ALL 230 cid
ZL-1	1969	430HP 427cid

CHRYSLER

Part #	Year	Details
M11-CP	1962	343HP 383 cid
M10-CP	1962	410HP 413 cid
M13-CP	1963	415HP 426W
M2-CP	1964	415HP 426W
A3-CP	1991	190HP 242 cid
M17-CP	1960-71	ALL 4-BBL. 383 cid
M3-CP	1963-64	425HP 426W
M19-CP	1964-65	HEMI 426 cid
M16-CP	1964-69	180HP 273 cid
M14-CP	1965-67	235HP 273 cid
M9-CP	1966-71	STREET HEMI 426 cid
M12-CP	1966-71	ALL 4-BBL. & 69 6-PAK 440 cid
M8-CP	1968-71	275-290HP 340 cid
M1-CP	1970-72	6-PAK 440 cid

APPROVED PISTONS FOR NHRA/IHRA

CHRYSLER CON.

Part #	Year	Details
M5-CP	1972-73	240HP 340 cid
M15-CP	1972-78	ALL HI PERF. 4 BRL. 440 cid
M18-CP	ALL	IHRA 472cid Crate HEMI
M19-CP	1964-65	400-410-425HP 426 cid Hemi
M20-CP	ALL	IHRA 360 Flat Top Magnum Crate Motor 380-395HP
M21-CP	1964-65	365HP 426 Street Wedge
M22-CP	1964-65 & 1968	Race Hemi
M23-CP	2010	6.4L/392 Drag Pak Hemi
M420-CP	1962	413 420HP
M6-CP	1973-92	ALL 360 cid
M7-CP	1973-97	ALL FLAT TOP 318 cid
M4-CP	1993-99	ALL 360 cid

FORD

Part #	Year	Details
F10-CP	1968	SHELBY, FLAT 428 cid
F11-CP	1971	BOSS 330HP 351cid
F12-CP	1997	2.3L ALL FLAT TOP 140 cid
F13-CP	1968-72	302cid 4VR Dish 2 BBL
F13-CP	1963-68	195-200HP 289 cid
F13-CP	1969-70	220HP 302 cid
F13-CP	1971	210HP 302cid
F13-CP	1972	All 302 cid
F13-CP	1965-69	All 6 cyl 240 cid
F14-CP	1977-85	ALL & ALL H.O. 302 cid
F15-CP	1995	300HP 351W
F16-CP	2005	300HP 28/3V
F17-CP	2010	235HP 281
F18-CP	2010	385HP 428 Crate Engine
F19-CP	2012	Coyote Non Blown
F20-CP	1960-66	352 FE All
F21-CP	2010	352 Windsor Crate Engine
F22-CP	2008	Blown 5.4L
F24-CP	2013-15	5.0L Blown Coyote
F25-CP	2013	427 Windsor Crate Engine
F1-CP	1970-72	248-285HP 351cid
F2-CP	1968-70	335HP 428 cid
F3-CP	1966-67	410-425HP 427cid
F4-CP	1966-70	ALL 4-BBL. 390 cid
F5-CP	1987-95	ALL 302 cid
F6-CP	1969-71	370-375HP 429 cid
F7-CP	1967	SHELBY, FLAT 428 cid
F8-CP	1983-89	TURBO 140 cid
F9-CP	1973-74	ALL 4-BBL Cleveland 351 cid

OLDSMOBILE

Part #	Year	Details
O7-CP	1971-76	ALL DISH 350 cid
O6-CP	1965-67	ALL 400 cid
O3-CP	1968-70	ALL 4-BBL. 455 cid
O1-CP	1971-76	ALL 4-BBL. 455 cid
O5-CP	1973-80	HI PERF 350 cid
O2-CP	1977-79	ALL 403 cid
O4-CP	1980-89	138-180HP 307cid

PONITAC

Part #	Year	Details
P2-CP	1974-77	155-170-200HP 350 cid
P1-CP	1967-79	ALL 400 cid
P3-CP	1970-74	ALL EX. SUPER DUTY 455 cid
P4-CP	1977-81	135-155HP
P5-CP	1968-74	320HP 350

MOPAR

Part #	Year	Details
M2-CP	1964	415HP 426 cid Wedge
M3-CP	1963-64	425HP 426 cid Wedge
M4-CP	1993-99	All 360 cid
M5-CP	1972-73	240HP 340 cid
M6-CP	1973-80	All 360 cid
M7-CP	1975-97	All Flat Top 318 cid
M8-CP	1968-71	275-290HP 340HP
M9-CP	1966-71	Street Hemi 426 cid
M10-CP	1962	410HP 413 cid
M11-CP	1962	343HP 383 cid
M12-CP	1966-70	All 4BBL & 1969 6 Pack 440cid
M13-CP	1963	415HP 426 cid Wedge
M14-CP	1965-67	235HP 273 cid
M15-CP	1972-78	All Hi-Perf 4BBL 440 cid
M16-CP	1964-69	180HP 273 cid
M17-CP	1960-71	All 383 cid
M18-CP	ALL	IHRA 472 cid Crate HEMI
M19-CP	1964-65	400-410-425HP 426 cid Hemi
M20-CP	ALL	IHRA 360 Flat Top Magnum Crate Motor 380-395HP
M420-CP	1962	413 420HP



APPROVED RODS FOR NHRA/IHRA

AMC

258 / 290 / 304 / 343 / 360 / 390 / 401

ID	Part #	FN
5211	C-350>-65850H	B
5212	C-350>-65850S	B
5220	C-350>-75850H	B
5221	C-350>-75850S	B

BUICK

400 / 455

ID	Part #	FN
5250	C-427>-76635H	B
5251	C-427>-76635S	B
5261	C-427-1<A-76635H	B
Custom	BU-B455-OHS-6607B7S	B

CHEVY

Small Block & V6

ID	Part #	FN
6824	C-QD4>-65700H	A
5909	C-QD4>-65700S	A
5218	C-350>-75700H	B
5219	C-350>-75700S	B
5234	C-35-1<A-75700H	B

Big Block

ID	Part #	FN
6571	C-BBC-SS>-76135S	A
5244	C-427>-76135H	B
5245	C-427>-76135S	B

GM

LS1/LS2 & 427 COPO

ID	Part #	FN
4580	C-LS1>-66125H	B
5263	C-LS1>-66125S	B
5264	C-LS1-1<A-76125H	B
8071	BCLS-61271	B
Custom	CS-BCOP-OHS-6100B6S	B

FORD

Modular 4.6L & Coyote 5.0L

ID	Part #	FN
5328	F-4.6<SA-65932H	B
5329	F-4.6>-65932H	B
5330	F-4.6>-65932S	B

FORD CON.

Modular 5.4L

ID	Part #	FN
5333	F-5.4>-66657H	B
5334	F-5.4>-66657S	B
8765	BF50-5932	B

352 Cobra Jet

ID	Part #	FN
7015	FC_B35Q4_OHS_5400B6H	A
7016	FC_B35Q4_OHS_5400B6S	A
7012	FC_B35SJ_OHS_5400B6H	A
7019	FC_B35SJ_OHS_5400B6S	A
7008	F_B35LJ_OHS_5400B6H	A
7009	F_B35LJ_OHS_5400B6S	A
7010	FC_B35LJ_OHS_5400B6H	A
7011	FC_B35LJ_OHS_5400B6S	A
7017	F_B352_OHS_5400B6H	B
7018	F_B352_OHS_5400B6S	B

351C

ID	Part #	FN
Custom	351C-SS	A

390-427-428 FE

ID	Part #	FN
6835	F-BBC-FE>-76488H	B
5921	F-BBC-FE>-76488S	B

MOPAR

Small Block

ID	Part #	FN
Custom	CR-340Q4<SA-6125H	A

361-383-400 Wedge

ID	Part #	FN
Custom	MP-383SS	A

413-426-440 Wedge

ID	Part #	FN
5948	MP-440-SS>-76760S	A
6842	MP-440-SS>-76760H	A

Notes:

A - NHRA accepted for Super Stock

B - NHRA accepted for Stock and Super Stock



APPROVED RODS FOR NHRA/IHRA

MOPAR CON.

426 HEMI

ID	Part #	FN
5438	MP-HEMI-SS>-76861S	A
5928	HEMI-745>-76861S	A
7449	MP_BHM21_OHS_6861B7S	A
5369	HEMI-426>-76861S	B
5370	HEMI-426SS>-76861S	A
5292	CR-426SS>-76881S	A

345 & 370 HEMI DRAG

ID	Part #	FN
5217	C-350>-66200S	B
5216	C-350>-66200H	B

OLDSMOBILE

260, 307, 350, & 403

ID	Part #	FN
8450	C-35>K-76000S	B
5206	C-35>K-76000H	B
5222	C-350>-76000H	B
5223	C-350>-76000S	B

PONTIAC

350 / 389 / 400 / 421 / 428 / 455

ID	Part #	FN
5250	C-427>-76635H	B
5251	C-427>-76635S	B
5261	C-427-1<A-76635H	B
Custom	P-455-SS	A

Notes:

A - NHRA accepted for Super Stock

B - NHRA accepted for Stock and Super Stock



After years of research and development, working closely with renowned engine builders, CP-Carrillo light weight Diesel Hybrid kits are now available for both Cummins and Duramax application. Both kits allow for a longer rod without the use of a deck plate, improving rod to stroke ratio. Each kit allows for an amazing reduction in reciprocating weight over the factory piston and rod assembly.

CP-CARRILLO DIESEL PISTONS >>>>

CP-Carrillo Diesel Pistons are forged from 2618 material with a tapered pin bosses for increased strength and match Carrillo Connecting Rods. All pistons are hard anodized to withstand extreme heat and provide additional scuff resistance. Pistons come standard with a 1/16 or 2mm coated Top ring, 1/16 or 2.0mm seconds, high tension 3.0mm 2 piece oil ring, Steel 5115 pins, .082 Kramm Lox and have radius oversized valve reliefs for increased valve lift.

CP-CARRILLO DIESEL RODS >>>>

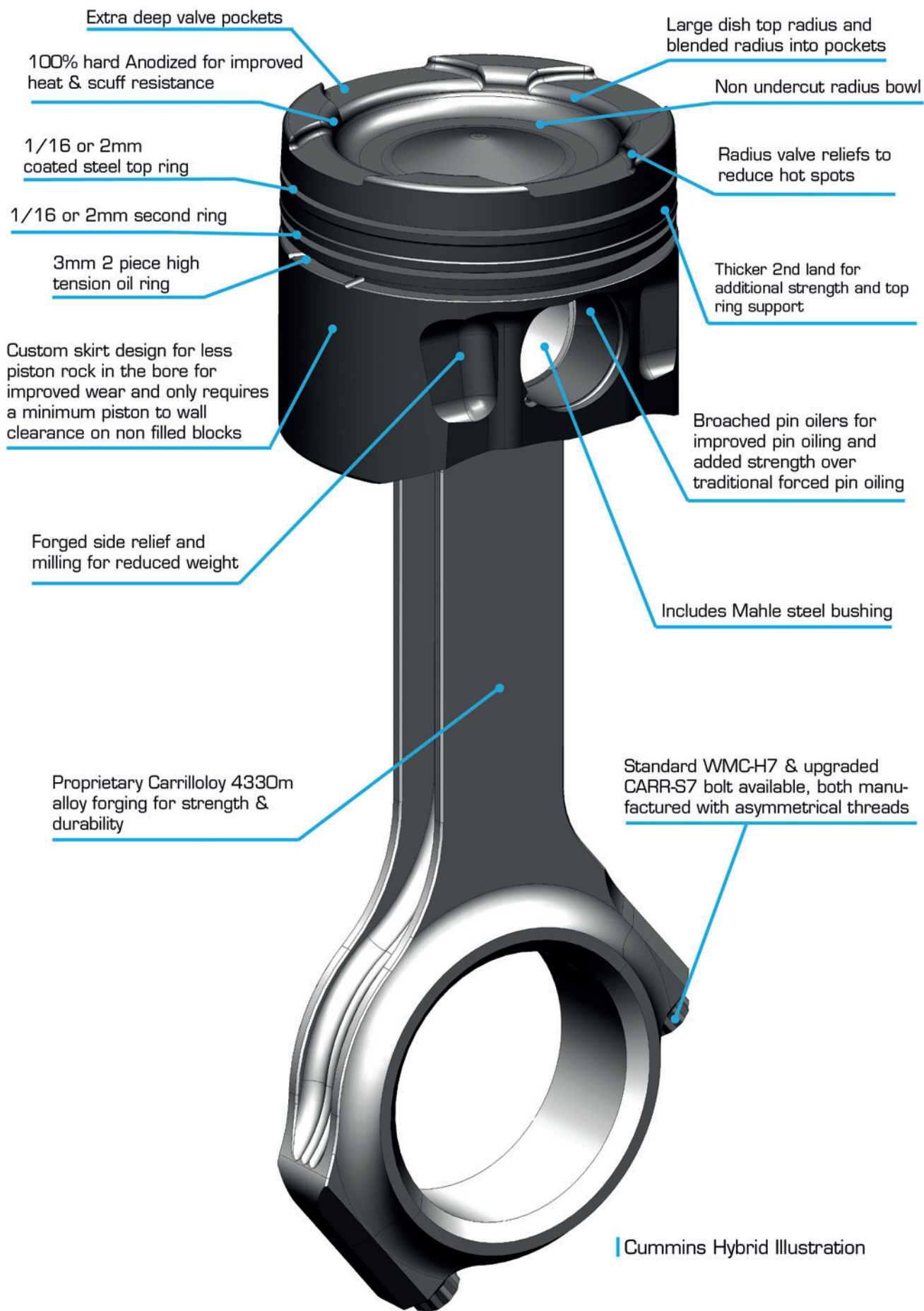
CP-Carrillo connecting rods are fully machined from a proprietary 4330m alloy forging for strength and durability and are available with 2 types of bolts: The standard WMC-H7 (H11) bolt with a UTS of 220ksi and our upgraded CARR-S7 (MP35N) bolt with a UTS of 285ksi. The CARR upgraded bolt is a good choice if planning on reving the engine higher than 6000rpm. All our bolts are manufactured with Asymmetrical threads, each thread has a slightly different design than the previous giving the bolts an evenly distributed thread engagement. This helps increasing the clamp load and fatigue life of the fastener.

Mahle steel bushing for added durability and optional Cap Relief is available to aid in oil evacuation for those that run higher loads and RPM's.

A vast selection of rods are available to meet your horsepower requirements or call our sales team for custom tailored options.



DIESEL



Cummins Hybrid Illustration

DIESEL HYBRID KITS



After years of research and development, working closely with renowned engine builders, CP-Carrillo light weight Diesel Hybrid kits are now available for both Cummins and Duramax application. Both kits allow for a longer rod without the use of a deck plate, improving rod to stroke ratio. Each kit allows for an amazing reduction in reciprocating weight over the factory piston and rod assembly.

Cummins 5.9



Piston and Connecting Rod Kits for the Cummins consist of longer connecting rods and are designed to work with our pistons with a shorter CH and Duramax Pin. These combos are as much as 2lbs lighter per cylinder (DH7100PRKH) than the stock components (that's 12lbs savings off the rotating assembly!). Also available in Heavy Duty versions or with upgrade CARR bolts - substitute the suffix "H" with a "S" for CARR fasteners or add HD for Heavy Duty version.

ID #	PART #	Description
9479	DH7100PRKH	5.9L Piston and Rod Kit DH7100 4.020 Bore - 16:1 Comp 1.358 pin with 8.415" Carrillo Rod CR_A59DM_1HS_8415B7H
9831	DH7101PRKH	5.9L Piston and Rod Kit DH7101 4.030 Bore - 16:1 Comp 1.358 pin with 8.415" Carrillo Rod CR_A59DM_1HS_8415B7H
9833	DH7102PRKH	5.9L Piston and Rod Kit DH7102 4.035 Bore - 16:1 Comp 1.358 pin with 8.415" Carrillo Rod CR_A59DM_1HS_8415B7H
9835	DH7103PRKH	5.9L Piston and Rod Kit DH7103 4.055 Bore - 16:1 Comp 1.358 pin with 8.415" Carrillo Rod CR_A59DM_1HS_8415B7H
9837	DH7104PRKH	5.9L Piston and Rod Kit DH7104 4.075 Bore - 16:1 Comp 1.358 pin with 8.415" Carrillo Rod CR_A59DM_1HS_8415B7H
9839	DH7105PRKH	6.7L Piston and Rod Kit DH7105 4.125 Bore - 16:1 Comp 1.358 pin with 8.335" Carrillo Rod CR_A59DM_1HS_8335B7H
9841	DH7106PRKH	6.7L Piston and Rod Kit DH7106 4.215 Bore - 16:1 Comp 1.358 pin with 8.335" Carrillo Rod CR_A59DM_1HS_8335B7H
9843	DH7107PRKH	6.7L Piston and Rod Kit DH7107 4.233 Bore - 16:1 Comp 1.358 pin with 8.335" Carrillo Rod CR_A59DM_1HS_8335B7H
9845	DH7105PRKH-64	6.4L Piston and Rod Kit DH7105 4.125 Bore - 16:1 Comp 1.358 pin with 8.415" Carrillo Rod CR_A59DM_1HS_8415B7H
9847	DH7106PRKH-64	6.4L Piston and Rod Kit DH7106 4.215 Bore - 16:1 Comp 1.358 pin with 8.415" Carrillo Rod CR_A59DM_1HS_8415B7H
9849	DH7107PRKH-64	6.4L Piston and Rod Kit DH7107 4.233 Bore - 16:1 Comp 1.358 pin with 8.415" Carrillo Rod CR_A59DM_1HS_8415B7H

Duramax 6.6



Piston and Connecting rod kit for the Duramax, consists of connecting rods that are 0.202" longer and designed to work with our DHR7030 piston with a 0.202" shorter CH and a 1.156" Top Fuel pin. The piston has a 4.075" bore and 16.5:1CR. This combo is approx. ½ lb lighter per cylinder than the stock components (4lbs off rotating assembly). Also available in HD version to fit standard width cranks or the Callies Billet Crank. Also available with upgrade CARR bolts, substitute the suffix "H" with a "S"

PART NUMBER	Description
DHR7030PRKH	Piston and Rod Kit Hybrid Chevy Duramax 6.6L 4.075 Bore - 16.5:1 - .410 Dish 1.156 pin with 6.620" Carrillo Rod WMC Bolt

CHRYSLER



Cummins Common Rail Hybrid

ID#	Part #	Bore	Stroke	Rod	Comp Height	Dome (cc) / Ratio	Pin	Ring Thickness	VR Depths	Cu. In.	Notes	Cyl
9230	DH7100	4.020	4.724	8.415	1.946	-44.8cc	1.358	1/16x2.0x3.0mm	.125 deep	5.9L		6
9817	DH7101	4.030	4.724	8.415	1.946	-46.3cc	1.358	1/16x2.0x3.0mm	.125 deep	5.9L		6
9820	DH7102	4.035	4.724	8.415	1.946	-46.53	1.358	1/16x2.0x3.0mm	.125 deep	5.9L		6
9822	DH7103	4.055	4.724	8.415	1.946		1.358	1/16x2.0x3.0mm	.125 deep	5.9L		6
9824	DH7104	4.075	4.724	8.415	1.946		1.358	1/16x2.0x3.0mm	.125 deep	5.9L		6
9826	DH7105	4.125	4.882	8.335	1.932	-48.6cc	1.358	1/16x1/16x3.0mm	.125 deep	6.7L		6
9828	DH7106	4.215	4.882	8.335	1.932	-51.7cc	1.358	1/16x1/16x3.0mm	.125 deep	6.7L		6
9830	DH7107	4.233	4.882	8.335	1.932	-53.9cc	1.358	1/16x1/16x3.0mm	.125 deep	6.7L		6

DIESEL PISTONS

GM



Duramax

ID#	Part #	Bore	Stroke	Rod	Comp Height	Dome (cc) / Ratio	Pin	Ring Thickness	VR Depths	Cu. In.	Notes	Cyl
8771	D7000	4.055	3.8976	6.418	1.946	-44.5cc	1.358	2.0 x 2.0 x 3.0	.125 deep	6.6L	9	8
8772	D7001	4.055	3.8976	6.418	1.946	-40.5cc	1.358	2.0 x 2.0 x 3.0	.125 deep	6.6L	9	8
8773	D7010	4.075	3.8976	6.418	1.936	-45cc	1.358	2.0 x 2.0 x 3.0	.125 deep	6.6L	9	8
8774	D7011	4.075	3.8976	6.418	1.936	-41cc	1.358	2.0 x 2.0 x 3.0	.125 deep	6.6L	9	8
8775	D7020	4.075	3.8976	6.418	1.946	-45cc	1.358	2.0 x 2.0 x 3.0	.125 deep	6.6L	9	8
8776	D7021	4.075	3.8976	6.418	1.946	-41cc	1.358	2.0 x 2.0 x 3.0	.125 deep	6.6L	9	8
9228	DHR7030	4.075	3.8976	6.620	1.744	-38.5cc	1.156	1/16 x 2.0 x 3.0mm	.125 deep	6.6L		8
9229	DR7021	4.075	3.8976	6.418	1.946	-38.5cc	1.358	1/16 x 2.0 x 3.0mm	.125 deep	6.6L	9	8
9815	DR7022	4.095	3.8976	6.418	1.946	-40.7cc	1.358	1/16 x 2.0 x 3.0mm	.125 deep	6.6L		8

CHRYSLER



Cummins Common Rail

ID#	Part #	Bore	Stroke	Rod	Comp Height	Dome (cc) / Ratio	Pin	Ring Thickness	VR Depths	Cu. In.	Notes	Cyl
9819	D7100	4.020	4.724	7.559	2.786	-45.7cc	1.575	1/16x2.0x3.0mm	.125 deep	5.9L		6
9816	D7101	4.030	4.724	7.559	2.786	-46.7cc	1.575	1/16x2.0x3.0mm	.125 deep	5.9L		6
9818	D7102	4.035	4.724	7.559	2.786	-47.43	1.575	1/16x2.0x3.0mm	.125 deep	5.9L		6
9821	D7103	4.055	4.724	7.559	2.786		1.575	1/16x2.0x3.0mm	.125 deep	5.9L		6
9823	D7104	4.075	4.724	7.559	2.786	-47.45	1.575	1/16x2.0x3.0mm	.125 deep	5.9L		6
9825	D7105	4.125	4.882	7.559	2.707	-51.7cc	1.575	1/16x1/16x3.0mm	.125 deep	6.7L		6
9827	D7106	4.215	4.882	7.559	2.707	-55.6cc	1.575	1/16x1/16x3.0mm	.125 deep	6.7L		6
9829	D7107	4.233	4.882	7.559	2.707	-55.2cc	1.575	1/16x1/16x3.0mm	.125 deep	6.7L		6

CHRYSLER



Cummins 12V

ID#	Part #	Bore	Stroke	Rod	Comp Height	Dome (cc) / Ratio	Pin	Ring Thickness	VR Depths	Cu. In.	Notes	Cyl
10263	D7108	4.020	4.724	7.559	2.786	-45.7cc	1.575	1/16 x 2.0 x 3.0mm	.250 deep	5.9L		6
10264	D7109	4.030	4.724	7.559	2.786	-46.7cc	1.575	1/16 x 2.0 x 3.0mm	.250 deep	5.9L		6
10265	D7110	4.215	4.882	7.559	2.707	-55.6cc	1.575	1/16 x 1/16 x 3.0mm	.250 deep	6.7L		6
10266	D7111	4.233	4.882	7.559	2.707	-55.2cc	1.575	1/16 x 1/16 x 3.0mm	.250 deep	6.7L		6

Notes: 9 - Made to order



DIESEL RODS

DODGE / CUMMINS



5.9L and 6.7L

ID#	Part #	CC (in)	Style	Bolt Size	Bolt Type	Pin Width (in)	Big Width (in)	Big Bore (in)	Pin Size	Total/Rotate/Recip (gr) *	FN	Cyl
9324	CR_A59DC_OHS_7559B7H	7.559	PRO-H	7/16	WMC	1.526 Tapered	1.526	2.8740	40mm	1844 / 1296 / 548	H	6
9325	CR_A59DC_OHS_7559B7S	7.559	PRO-H	7/16	CARR	1.526 Tapered	1.526	2.8740	40mm	1848 / 1301 / 547	S	6

6.4L - 5.9L Crank in 6.7L Block

ID#	Part #	CC (in)	Style	Bolt Size	Bolt Type	Pin Width (in)	Big Width (in)	Big Bore (in)	Pin Size	Total/Rotate/Recip (gr) *	FN	Cyl
9326	CR_A59DC_OHS_7639B7H	7.639	PRO-H	7/16	WMC	1.526 Tapered	1.526	2.8740	40mm	1852 / 1300 / 552	H	6
9327	CR_A59DC_OHS_7639B7S	7.639	PRO-H	7/16	CARR	1.526 Tapered	1.526	2.8740	40mm	1859 / 1308 / 551	S	6

6.7L with Duramax Pin

ID#	Part #	CC (in)	Style	Bolt Size	Bolt Type	Pin Width (in)	Big Width (in)	Big Bore (in)	Pin Size	Total/Rotate/Recip (gr) *	FN	Cyl
9811	CR_A59DM_1HS_8335B7H	8.335	PRO-H	7/16	WMC	1.540 Tapered	1.526	2.8740	34.5mm	1930 / 1354 / 576	H	6
9812	CR_A59DM_1HS_8335B7S	8.335	PRO-H	7/16	CARR	1.540 Tapered	1.526	2.8740	34.5mm	1935 / 1360 / 575	S	6

5.9L with Duramax Pin

ID#	Part #	CC (in)	Style	Bolt Size	Bolt Type	Pin Width (in)	Big Width (in)	Big Bore (in)	Pin Size	Total/Rotate/Recip (gr) *	FN	Cyl
9318	CR_A59DM_1HS_8415B7H	8.415	PRO-H	7/16	WMC	1.540 Tapered	1.526	2.8740	34.5mm	1936 / 1355 / 581	H	6
9320	CR_A59DM_1HS_8415B7S	8.415	PRO-H	7/16	CARR	1.540 Tapered	1.526	2.8740	34.5mm	1946 / 1362 / 584	S	6

5.9L and 6.7L Heavy Duty

ID#	Part #	CC (in)	Style	Bolt Size	Bolt Type	Pin Width (in)	Big Width (in)	Big Bore (in)	Pin Size	Total/Rotate/Recip (gr) *	FN	Cyl
9328	CR_A67DC_OHS_7559B7H	7.559	PRO-H	7/16	WMC	1.526 Tapered	1.526	2.8740	40mm	2018 / 1406 / 612	H	6
9329	CR_A67DC_OHS_7559B7S	7.559	PRO-H	7/16	CARR	1.526 Tapered	1.526	2.8740	40mm	2023 / 1412 / 611	S	6

5.9L and 6.7L Heavy Duty 1" Longer Deck Plate

ID#	Part #	CC (in)	Style	Bolt Size	Bolt Type	Pin Width (in)	Big Width (in)	Big Bore (in)	Pin Size	Total/Rotate/Recip (gr) *	FN	Cyl
9332	CR_A67DC_OHS_8559B7H	8.559	PRO-H	7/16	WMC	1.526 Tapered	1.526	2.8740	40mm	2125 / 1457 / 668	H	6
9333	CR_A67DC_OHS_8559B7S	8.559	PRO-H	7/16	CARR	1.526 Tapered	1.526	2.8740	40mm	2136 / 1469 / 667	S	6

5.9L Heavy Duty with Duramax Pin

ID#	Part #	CC (in)	Style	Bolt Size	Bolt Type	Pin Width (in)	Big Width (in)	Big Bore (in)	Pin Size	Total/Rotate/Recip (gr) *	FN	Cyl
9716	CR_A67DM_OHS_8415B7H	8.415	PRO-H	7/16	WMC	1.540 Tapered	1.526	2.8740	34.5mm	2106 / 1455 / 651	H	6
9717	CR_A67DM_OHS_8415B7S	8.415	PRO-H	7/16	CARR	1.540 Tapered	1.526	2.8740	34.5mm	2112 / 1459 / 653	S	6

6.7L Heavy Duty with Duramax Pin

ID#	Part #	CC (in)	Style	Bolt Size	Bolt Type	Pin Width (in)	Big Width (in)	Big Bore (in)	Pin Size	Total/Rotate/Recip (gr) *	FN	Cyl
9813	CR_A67DM_OHS_8335B7H	8.335	PRO-H	7/16	WMC	1.540 Tapered	1.526	2.8740	34.5mm	2098 / 1453 / 645	H	6
9814	CR_A67DM_OHS_8335B7S	8.335	PRO-H	7/16	CARR	1.540 Tapered	1.526	2.8740	34.5mm	2105 / 1460 / 645	S	6

5.9L and 6.7L Heavy Duty with Cap Relief

ID#	Part #	CC (in)	Style	Bolt Size	Bolt Type	Pin Width (in)	Big Width (in)	Big Bore (in)	Pin Size	Total/Rotate/Recip (gr) *	FN	Cyl
9147	CR_ADC67_1HS_7559B7H	7.559	PRO-H	7/16	WMC	1.526 Tapered	1.526	2.8740	40mm	2014 / 1405 / 609	H	6
9148	CR_ADC67_1HS_7559B7S	7.559	PRO-H	7/16	CARR	1.526 Tapered	1.526	2.8740	40mm	2024 / 1414 / 610	S	6

Notes: H - H11 toolsteel fastener,
S - Multiphase fastener

DIESEL RODS

DODGE / CUMMINS



5.9L and 6.7L Heavy Duty 1" Longer Deck Plate with Cap Relief

ID#	Part #	CC (in)	Style	Bolt Size	Bolt Type	Pin Width (in)	Big Width (in)	Big Bore (in)	Pin Size	Total/Rotate/Recip (gr)*	FN	Cyl
9149	CR_ADC67_1HS_8559B7H	8.559	PRO-H	7/16	WMC	1.526 Tapered	1.526	2.8740	40mm	2123 / 1454 / 669	H	6
9150	CR_ADC67_1HS_8559B7S	8.559	PRO-H	7/16	CARR	1.526 Tapered	1.526	2.8740	40mm	2132 / 1463 / 669	S	6

FORD POWERSTROKE



6.7L

ID#	Part #	CC (in)	Style	Bolt Size	Bolt Type	Pin Width (in)	Big Width (in)	Big Bore (in)	Pin Size	Total/Rotate/Recip (gr)*	FN	Cyl
9768	F_A67PS_OHS_6969B7H	6.969	PRO-H	7/16	WMC	1.058 Tapered	1.058	2.9890	34mm	1151 / 818 / 333	H	8
9769	F_A67PS_OHS_6969B7S	6.969	PRO-H	7/16	CARR	1.058 Tapered	1.058	2.9890	34mm	1157 / 824 / 333	S	8

2016 + 6.7L

ID#	Part #	CC (in)	Style	Bolt Size	Bolt Type	Pin Width (in)	Big Width (in)	Big Bore (in)	Pin Size	Total/Rotate/Recip (gr)*	FN	Cyl
9770	F_A67PS_2HS_6969B7H	6.969	PRO-H	7/16	WMC	1.058 Tapered	1.058	2.9890	35mm	1142 / 818 / 324	H	8
9771	F_A67PS_2HS_6969B7S	6.969	PRO-H	7/16	CARR	1.058 Tapered	1.058	2.9890	35mm	1148 / 824 / 324	S	8

6.0L 2003-2009 (May Require Minor Block Clearancing)

ID#	Part #	CC (in)	Style	Bolt Size	Bolt Type	Pin Width (in)	Big Width (in)	Big Bore (in)	Pin Size	Total/Rotate/Recip (gr)*	FN	Cyl
6153	F-PS60>-76929H	6.929	PRO-H	7/16	WMC	1.085 Tapered	1.085	2.8740	1.339	1168 / 825 / 343	H	8
6832	F-PS60>-76929S	6.929	PRO-H	7/16	CARR	1.085 Tapered	1.085	2.8740	1.339	1176 / 833 / 343	S	8

6.4L 2008-2010

ID#	Part #	CC (in)	Style	Bolt Size	Bolt Type	Pin Width (in)	Big Width (in)	Big Bore (in)	Pin Size	Total/Rotate/Recip (gr)*	FN	Cyl
6508	F-PS64>-76929H	6.929	PRO-H	7/16	WMC	1.085 Tapered	1.085	2.9921	1.516	1168 / 840 / 328	H	8
6833	F-PS64>-76929S	6.929	PRO-H	7/16	CARR	1.085 Tapered	1.085	2.9921	1.516	1176 / 848 / 328	S	8

7.3L 1994-2003

ID#	Part #	CC (in)	Style	Bolt Size	Bolt Type	Pin Width (in)	Big Width (in)	Big Bore (in)	Pin Size	Total/Rotate/Recip (gr)*	FN	Cyl
5347	F-PS73>-77130H	7.130	PRO-H	7/16	WMC	1.230 Tapered	1.230	2.6905	1.309	1181 / 731 / 450	H	8
5348	F-PS73>-77130S	7.130	PRO-H	7/16	CARR	1.230 Tapered	1.230	2.6905	1.309	1189 / 739 / 450	S	8

GM DURAMAX



6.6L LB7, LLY, LBZ and LMM 2001-10'

ID#	Part #	CC (in)	Style	Bolt Size	Bolt Type	Pin Width (in)	Big Width (in)	Big Bore (in)	Pin Size	Total/Rotate/Recip (gr)*	FN	Cyl
9321	GM_B66DM_OHS_6418B7H	6.418	PRO-H	7/16	WMC	1.540 Tapered	1.119	2.6372	34.5mm	1098 / 680 / 418	H	8
9323	GM_B66DM_OHS_6418B7S	6.418	PRO-H	7/16	CARR	1.540 Tapered	1.119	2.6372	34.5mm	1108 / 690 / 418	S	8

6.6L LB7, LLY, LBZ and LMM 2001-10' Heavy Duty

ID#	Part #	CC (in)	Style	Bolt Size	Bolt Type	Pin Width (in)	Big Width (in)	Big Bore (in)	Pin Size	Total/Rotate/Recip (gr)*	FN	Cyl
10229	GM_B66HD_2HS_6418B7H	6.418	PRO-H	7/16	WMC	1.540 Tapered	1.119	2.6372	34.5mm	TBD	H	8
10230	GM_B66HD_2HS_6418B7S	6.418	PRO-H	7/16	CARR	1.540 Tapered	1.119	2.6372	34.5mm	TBD	S	8

6.6L LB7, LLY, LBZ and LMM 2001-10' Heavy Duty

ID#	Part #	CC (in)	Style	Bolt Size	Bolt Type	Pin Width (in)	Big Width (in)	Big Bore (in)	Pin Size	Total/Rotate/Recip (gr)*	FN	Cyl
9316	GM_BDMHD_2HS_6418B7H	6.418	PRO-H	7/16	WMC	1.540 Tapered	1.119	2.6372	34.5mm	1309 / 805 / 504	H	8
9317	GM_BDMHD_2HS_6418B7S	6.418	PRO-H	7/16	CARR	1.540 Tapered	1.119	2.6372	34.5mm	1320 / 812 / 508	S	8

DIESEL RODS

GM DURAMAX



6.6L LB7, LLY, LBZ and LMM 2001-10' Heavy Duty Callies Crank

ID#	Part #	CC (in)	Style	Bolt Size	Bolt Type	Pin Width (in)	Big Width (in)	Big Bore (in)	Pin Size	Total/Rotate/Recip (gr)*	FN	Cyl
10231	GM_B66HD_3HS_6418B7H	6.418	PRO-H	7/16	WMC	1.540 Tapered	1.065	2.6372	34.5mm	TBD	H	8
10232	GM_B66HD_3HS_6418B7S	6.418	PRO-H	7/16	CARR	1.540 Tapered	1.065	2.6372	34.5mm	TBD	S	8

6.6L LB7, LLY, LBZ and LMM 2001-10' with 1.156 pin

ID#	Part #	CC (in)	Style	Bolt Size	Bolt Type	Pin Width (in)	Big Width (in)	Big Bore (in)	Pin Size	Total/Rotate/Recip (gr)*	FN	Cyl
9109	GM_B66TF_OHS_6620B7H	6.620	PRO-H	7/16	WMC	1.540 Tapered	1.119	2.6372	1.156	1078 / 689 / 389	H	8
9435	GM_B66TF_OHS_6620B7S	6.620	PRO-H	7/16	WMC	1.540 Tapered	1.119	2.6372	1.156	1091 / 697 / 394	H	8

6.6L LB7, LLY, LBZ and LMM 2001-10' with 1.156 pin Heavy Duty

ID#	Part #	CC (in)	Style	Bolt Size	Bolt Type	Pin Width (in)	Big Width (in)	Big Bore (in)	Pin Size	Total/Rotate/Recip (gr)*	FN	Cyl
10233	GM_BHDTF_OHS_6620B7H	6.620	PRO-H	7/16	WMC	1.540 Tapered	1.119	2.6372	1.156	TBD	H	8
10235	GM_BHDTF_OHS_6620B7S	6.620	PRO-H	7/16	CARR	1.540 Tapered	1.119	2.6372	1.156	TBD	S	8

6.6L LB7, LLY, LBZ and LMM 2001-10' with 1.156 pin Heavy Duty Callies Crank

ID#	Part #	CC (in)	Style	Bolt Size	Bolt Type	Pin Width (in)	Big Width (in)	Big Bore (in)	Pin Size	Total/Rotate/Recip (gr)*	FN	Cyl
10236	GM_BHDTF_2HS_6620B7H	6.620	PRO-H	7/16	WMC	1.540 Tapered	1.065	2.6372	1.156	TBD	H	8
10237	GM_BHDTF_2HS_6620B7S	6.620	PRO-H	7/16	CARR	1.540 Tapered	1.065	2.6372	1.156	TBD	S	8

6.6L LML Only

ID#	Part #	CC (in)	Style	Bolt Size	Bolt Type	Pin Width (in)	Big Width (in)	Big Bore (in)	Pin Size	Total/Rotate/Recip (gr)*	FN	Cyl
7292	GM_BDM66_2HS_6418B7H	6.418	PRO-H	7/16	WMC	1.261 Tapered	1.119	2.6372	1.359	1063 / 677 / 386	H	8
7293	GM_BDM66_2HS_6418B7S	6.418	PRO-H	7/16	CARR	1.261 Tapered	1.119	2.6372	1.359	1071 / 685 / 386	S	8

Notes: H - H11 toolsteel fastener,
S - Multiphase fastener



SPORT COMPACT PISTONS



CP-Carrillo pistons are compatible with oversized valves and high lift camshafts. Part numbers ending in a "X" are on a X-style forging for additional strength, durability and weight reduction often geared for high compression naturally aspirated engines. The X-style has a full radius dome design, high performance rings and light weight wrist pins. CP-Carrillo Pistons represent the highest quality and are engineered for maximum power. Pistons can be ordered with gas ports, skirt coating, ceramic top coating, and stronger wrist pins if desired. Heavy Duty pistons are also now available for extreme power situations in certain applications and come with ultra duty wrist pins included. Comet head gaskets and King Bearings also available.

Standard features include:

- Deep valve reliefs accommodate high lift camshafts
- Larger valve reliefs for +1mm valve sizes
- Custom skirt cam and barrel design
- Accumulator grooves
- High strength aluminum forgings
- High performance rings
- Fully CNC machined and balanced to +/- 1 gram; Wrist pins included at no additional cost
- Double pin oilers force fed from oil ring groove
- Pin lock grooves for easy lock removal
- Pin fitting included

***All gram weights provided are approximate and for the bare piston with no hardware attached.**



SPORT COMPACT PISTONS

ACURA / HONDA



B16A

Notes: 1 - Turbo or Supercharger, 2 - Nitrous, 3 - Naturally Aspirated, 4 - works with B16A, B18A, B18B & B18C heads

ID	Part #	Cyl	Bore (in)	Bore (mm)	Size	Stroke (mm)	Rod (mm)	Comp Height (in)	Comp Height (mm)	Dome/Dish CC	CR	Gram	Pin (mm)	Ring Thickness (mm)	Rings	FN
1631	SC7020	4	3.307	84.00	+3.0mm	77.4	134.3	1.181	30.0	-11.1	8.3	304	21	1.0 x 1.2 x 2.8	CPN-3307	1, 2, 4
1650	SC7021	4	3.327	84.50	+3.5mm	77.4	134.3	1.181	30.0	-11.8	8.3	298	21	1.0 x 1.2 x 2.8	CPN-3327	1, 2, 4
1703	SC7022	4	3.346	85.00	+4.0mm	77.4	134.3	1.181	30.0	-12.5	8.3	298	21	1.0 x 1.2 x 2.8	CPN-3347	1, 2, 4
1641	SC7000	4	3.189	81.00	STD	77.4	134.3	1.181	30.0	-2.7	9.0	276	21	1.0 x 1.2 x 2.8	CPN-3189	1, 2, 4,
1693	SC7001	4	3.209	81.50	+0.5mm	77.4	134.3	1.181	30.0	-3.3	9.0	286	21	1.0 x 1.2 x 2.8	CPN-3209	1, 2, 4
2745	SC7013	4	3.268	83.00	+2.0mm	77.4	134.3	1.181	30.0	-4.9	9.0	292	21	1.0 x 1.2 x 2.8	CPN-3268	1,2,3,4
1986	SC7017	4	3.307	84.00	+3.0mm	77.4	134.3	1.181	30.0	-6.5	9.0	307	21	1.0 x 1.2 x 2.8	CPN-3307	1, 2, 4
1987	SC7018	4	3.327	84.50	+3.5mm	77.4	134.3	1.181	30.0	-7.2	9.0	312	21	1.0 x 1.2 x 2.8	CPN-3327	1, 2, 4
1988	SC7019	4	3.346	85.00	+4.0mm	77.4	134.3	1.181	30.0	-7.9	9.0	317	21	1.0 x 1.2 x 2.8	CPN-3347	1, 2, 4
1632	SC7110	4	3.189	81.00	STD	77.4	134.3	1.181	30.0	2.1	9.8	289	21	1.0 x 1.2 x 2.8	CPN-3189	1,2,3,4
1630	SC7111	4	3.209	81.50	+0.5mm	77.4	134.3	1.181	30.0	1.5	9.8	293	21	1.0 x 1.2 x 2.8	CPN-3209	1,2,3,4
3164	SC7113	4	3.228	82.00	+1.0mm	77.4	134.3	1.181	30.0	1.5	9.8	291	21	1.0 x 1.2 x 2.8	CPN-3228	1,2,3,4
1727	SC7112	4	3.268	83.00	+2.0mm	77.4	134.3	1.181	30.0	-0.1	9.8	296	21	1.0 x 1.2 x 2.8	CPN-3268	1,2,3,4
2423	SC7117	4	3.307	84.00	+3.0mm	77.4	134.3	1.181	30.0	1.6	10.4	308	21	1.0 x 1.2 x 2.8	CPN-3307	2, 3, 4
2424	SC7118	4	3.327	84.50	+3.5mm	77.4	134.3	1.181	30.0	1.1	10.4	312	21	1.0 x 1.2 x 2.8	CPN-3327	2, 3, 4
2425	SC7119	4	3.346	85.00	+4.0mm	77.4	134.3	1.181	30.0	0.5	10.4	317	21	1.0 x 1.2 x 2.8	CPN-3347	2, 3, 4
1696	SC7100	4	3.189	81.00	STD	77.4	134.3	1.181	30.0	5.9	10.5	298	21	1.0 x 1.2 x 2.8	CPN-3189	1,2,3,4
1624	SC7101	4	3.209	81.50	+0.5mm	77.4	134.3	1.181	30.0	5.4	10.5	300	21	1.0 x 1.2 x 2.8	CPN-3209	1,2,3,4
2837	SC7115X	4	3.189	81.00	STD	77.4	134.3	1.181	30.0	7.7	11.1	248	21	1.0 x 1.2 x 2.8	CPN-3189	3, 4
2836	SC7116X	4	3.209	81.50	+0.5mm	77.4	134.3	1.181	30.0	7.7	11.2	251	21	1.0 x 1.2 x 2.8	CPN-3209	3, 4
1704	SC7120	4	3.307	84.00	+3.0mm	77.4	134.3	1.181	30.0	5.8	11.3	317	21	1.0 x 1.2 x 2.8	CPN-3307	2, 3, 4
1697	SC7121	4	3.327	84.50	+3.5mm	77.4	134.3	1.181	30.0	5.3	11.3	322	21	1.0 x 1.2 x 2.8	CPN-3327	2, 3, 4
1705	SC7122	4	3.346	85.00	+4.0mm	77.4	134.3	1.181	30.0	4.7	11.3	327	21	1.0 x 1.2 x 2.8	CPN-3347	2, 3, 4
3165	SC7114	4	3.228	82.00	+1.0mm	77.4	134.3	1.181	30.0	7.7	11.5	288	21	1.0 x 1.2 x 2.8	CPN-3228	3, 4
4985	SC7120X	4	3.307	84.00	+3.0mm	77.4	134.3	1.181	30.0	7.7	11.8	268	21	1.0 x 1.2 x 2.8	CPN-3307	3, 4
5011	SC7121X	4	3.327	84.50	+3.5mm	77.4	134.3	1.181	30.0	7.7	11.9	273	21	1.0 x 1.2 x 2.8	CPN-3327	3, 4
2329	SC7123X	4	3.346	85.00	+4.0mm	77.4	134.3	1.181	30.0	7.7	12.0	270	21	1.0 x 1.2 x 2.8	CPN-3347	3, 4
2326	SC7124X	4	3.386	86.00	+5.0mm	77.4	134.3	1.181	30.0	7.7	12.3	277	21	1.0 x 1.2 x 2.8	CPN-3386	3, 4



SPORT COMPACT

SPORT COMPACT PISTONS

ACURA / HONDA



B18 Block w/B16A or B18C Head (B18C-87.2mm stroke with 138mm rod and B18A/B & B20B -89mm stroke with 137mm rod)

Notes: 1 - Turbo or Supercharger, 2 - Nitrous, 3 - Naturally Aspirated, 4 - works with B16A, B18A, B18B & B18C heads, H - Heavy Duty part

HD

ID	Part #	Cyl	Bore (in)	Bore (mm)	Size	Stroke (mm)	Rod (mm)	Comp Height (in)	Comp Height (mm)	Dome/Dish CC	CR	Gram	Pin (mm)	Ring Thickness (mm)	Rings	FN
1627	SC7010	4	3.189	81.00	STD	87.2/89	138/137	1.181	30.0	-7.5	9.0	276	21	1.0 x 1.2 x 2.8	CPN-3189	1, 2, 4
1579	SC7011	4	3.209	81.50	+0.5mm	87.2/89	138/137	1.181	30.0	-8.2	9.0	277	21	1.0 x 1.2 x 2.8	CPN-3209	1, 2, 4
3329	SC7014	4	3.228	82.00	+1.0mm	87.2/89	138/137	1.181	30.0	-9.0	9.0	278	21	1.0 x 1.2 x 2.8	CPN-3228	1, 2, 4
1726	SC7012	4	3.268	83.00	+2.0mm	87.2/89	138/137	1.181	30.0	-10.2	9.0	286	21	1.0 x 1.2 x 2.8	CPN-3268	1, 2, 4
1694	SC7015	4	3.189	81.00	STD	87.2/89	138/137	1.181	30.0	-3.0	9.8	274	21	1.0 x 1.2 x 2.8	CPN-3189	1,2,3,4
2745	SC7013	4	3.268	83.00	+2.0mm	87.2/89	138/137	1.181	30.0	-4.9	9.8	292	21	1.0 x 1.2 x 2.8	CPN-3268	1,2,3,4
1695	SC7016	4	3.209	81.50	+0.5mm	87.2/89	138/137	1.181	30.0	-3.6	FT (9.8)	279	21	1.0 x 1.2 x 2.8	CPN-3209	1,2,3,4
9499	SC8016	4	3.209	81.50	+0.5mm	87.2/89	138/137	1.181	30.0	-3.7	FT (9.8)	313	21	1.2 x 1.2 x 2.0	CPT-3209PVD	1,2,4,H
7244	SC7008	4	3.228	82.00	+1.0mm	87.2/89	138/137	1.181	30.0	-3.1	FT (9.8)	287	21	1.0 x 1.2 x 2.8	CPN-3228	1, 2, 4
7335	SC7009	4	3.268	83.00	+2.0mm	87.2/89	138/137	1.181	30.0	-3.1	FT (10.0)	295	21	1.0 x 1.2 x 2.8	CPN-3268	1, 2, 4
1632	SC7110	4	3.189	81.00	STD	87.2/89	138/137	1.181	30.0	2.1	11.0	289	21	1.0 x 1.2 x 2.8	CPN-3189	1,2,3,4
1630	SC7111	4	3.209	81.50	+0.5mm	87.2/89	138/137	1.181	30.0	1.5	11.0	293	21	1.0 x 1.2 x 2.8	CPN-3209	1,2,3,4
3164	SC7113	4	3.228	82.00	+1.0mm	87.2/89	138/137	1.181	30.0	1.5	11.0	291	21	1.0 x 1.2 x 2.8	CPN-3228	1,2,3,4
1727	SC7112	4	3.268	83.00	+2.0mm	87.2/89	138/137	1.181	30.0	-0.1	11.0	296	21	1.0 x 1.2 x 2.8	CPN-3268	1,2,3,4
1678	SC7115	4	3.189	81.00	STD	87.2/89	138/137	1.181	30.0	6.9	12.5	287	21	1.0 x 1.2 x 2.8	CPN-3189	3, 4
2837	SC7115X	4	3.189	81.00	STD	87.2/89	138/137	1.181	30.0	7.7	12.5	248	21	1.0 x 1.2 x 2.8	CPN-3189	3, 4
1587	SC7116	4	3.209	81.50	+0.5mm	87.2/89	138/137	1.181	30.0	6.4	12.5	294	21	1.0 x 1.2 x 2.8	CPN-3209	3, 4
2836	SC7116X	4	3.209	81.50	+0.5mm	87.2/89	138/137	1.181	30.0	7.7	12.5	251	21	1.0 x 1.2 x 2.8	CPN-3209	3, 4
3165	SC7114	4	3.228	82.00	+1.0mm	87.2/89	138/137	1.181	30.0	7.7	12.5	288	21	1.0 x 1.2 x 2.8	CPN-3228	3, 4

B18A1/B1

Notes: 1 - Turbo or Supercharger, 2 - Nitrous, 3 - Naturally Aspirated, 4 - works with B16A, B18A, B18B & B18C heads

ID	Part #	Cyl	Bore (in)	Bore (mm)	Size	Stroke (mm)	Rod (mm)	Comp Height (in)	Comp Height (mm)	Dome/Dish CC	CR	Gram	Pin (mm)	Ring Thickness (mm)	Rings	FN
1700	SC7005	4	3.189	81.00	STD	89	137	1.181	30.0	-5.4	9.0	280	21	1.0 x 1.2 x 2.8	CPN-3189	1, 2, 4
1701	SC7006	4	3.209	81.50	+0.5mm	89	137	1.181	30.0	-6.1	9.0	277	21	1.0 x 1.2 x 2.8	CPN-3209	1, 2, 4
1706	SC7105	4	3.189	81.00	STD	89	137	1.181	30.0	2.6	10.5	291	21	1.0 x 1.2 x 2.8	CPN-3189	1,2,3,4
1707	SC7106	4	3.209	81.50	+0.5mm	89	137	1.181	30.0	2.0	10.5	292	21	1.0 x 1.2 x 2.8	CPN-3209	1,2,3,4

B18C5

Notes: 2 - Nitrous, 3 - Naturally Aspirated, 4 - works with B16A, B18A, B18B & B18C heads

ID	Part #	Cyl	Bore (in)	Bore (mm)	Size	Stroke (mm)	Rod (mm)	Comp Height (in)	Comp Height (mm)	Dome/Dish CC	CR	Gram	Pin (mm)	Ring Thickness (mm)	Rings	FN
1888	SC7135	4	3.189	81.00	STD	87.2	138	1.195	30.4	4.1	11.5	295	21	1.0 x 1.2 x 2.8	CPN-3189	2, 3, 4
1889	SC7136	4	3.209	81.50	+0.5mm	87.2	138	1.195	30.4	3.6	11.5	298	21	1.0 x 1.2 x 2.8	CPN-3209	2, 3, 4



SPORT COMPACT PISTONS

ACURA / HONDA



B20 or Sleeved B18 Block w/B16A or B18C Head

Notes: 1 - Turbo or Supercharger, 2 - Nitrous, 3 - Naturally Aspirated, 4 - works with B16A, B18A, B18B & B18C heads, H - Heavy Duty part

ID	Part #	Cyl	Bore (in)	Bore (mm)	Size	Stroke (mm)	Rod (mm)	Comp Height (in)	Comp Height (mm)	Dome/Dish CC	CR	Gram	Pin (mm)	Ring Thickness (mm)	Rings	FN
1631	SC7020	4	3.307	84.00	STD	87.2/89	138/137	1.181	30.0	-11.1	9.0	304	21	1.0 x 1.2 x 2.8	CPN-3307	1, 2, 4
1650	SC7021	4	3.327	84.50	+0.5mm	87.2/89	138/137	1.181	30.0	-11.8	9.0	298	21	1.0 x 1.2 x 2.8	CPN-3327	1, 2, 4
1703	SC7022	4	3.346	85.00	+1.0mm	87.2/89	138/137	1.181	30.0	-12.5	9.0	298	21	1.0 x 1.2 x 2.8	CPN-3347	1, 2, 4
1986	SC7017	4	3.307	84.00	STD	87.2/89	138/137	1.181	30.0	-6.5	9.7	307	21	1.0 x 1.2 x 2.8	CPN-3307	1, 2, 4
1987	SC7018	4	3.327	84.50	+0.5mm	87.2/89	138/137	1.181	30.0	-7.2	9.7	312	21	1.0 x 1.2 x 2.8	CPN-3327	1, 2, 4
1988	SC7019	4	3.346	85.00	+1.0mm	87.2/89	138/137	1.181	30.0	-7.9	9.7	317	21	1.0 x 1.2 x 2.8	CPN-3347	1, 2, 4
7228	SC7002	4	3.307	84.00	STD	87.2/89	138/137	1.181	30.0	-3.0	FT(10.2)	302	21	1.0 x 1.2 x 2.8	CPN-3307	1, 2, 4
HD 9500	SC8002	4	3.307	84.00	STD	87.2/89	138/137	1.181	30.0	-3.1	FT(10.2)	333	21	1.2 x 1.2 x 2.0	CPT-3307PVD	1,2,4,H
7217	SC7003	4	3.327	84.50	+0.5mm	87.2/89	138/137	1.181	30.0	-3.0	FT(10.2)	320	21	1.0 x 1.2 x 2.8	CPN-3327	1, 2, 4
7424	SC7004	4	3.346	85.00	+1.0mm	87.2/89	138/137	1.181	30.0	-3.0	FT(10.2)	309	21	1.0 x 1.2 x 2.8	CPN-3347	1, 2, 4
2423	SC7117	4	3.307	84.00	STD	87.2/89	138/137	1.181	30.0	1.6	11.5	308	21	1.0 x 1.2 x 2.8	CPN-3307	2, 3, 4
2424	SC7118	4	3.327	84.50	+0.5mm	87.2/89	138/137	1.181	30.0	1.1	11.5	312	21	1.0 x 1.2 x 2.8	CPN-3327	2, 3, 4
2425	SC7119	4	3.346	85.00	+1.0mm	87.2/89	138/137	1.181	30.0	0.5	11.5	317	21	1.0 x 1.2 x 2.8	CPN-3347	2, 3, 4
1704	SC7120	4	3.307	84.00	STD	87.2/89	138/137	1.181	30.0	5.8	12.5	317	21	1.0 x 1.2 x 2.8	CPN-3307	2, 3, 4
1697	SC7121	4	3.327	84.50	+0.5mm	87.2/89	138/137	1.181	30.0	5.3	12.5	322	21	1.0 x 1.2 x 2.8	CPN-3327	2, 3, 4
1705	SC7122	4	3.346	85.00	+1.0mm	87.2/89	138/137	1.181	30.0	4.7	12.5	327	21	1.0 x 1.2 x 2.8	CPN-3347	2, 3, 4
4985	SC7120X	4	3.307	84.00	STD	87.2/89	138/137	1.181	30.0	7.7	12.7	268	21	1.0 x 1.2 x 2.8	CPN-3307	3, 4
5011	SC7121X	4	3.327	84.50	+0.5mm	87.2/89	138/137	1.181	30.0	7.7	12.8	273	21	1.0 x 1.2 x 2.8	CPN-3327	3, 4
2329	SC7123X	4	3.346	85.00	+1.0mm	87.2/89	138/137	1.181	30.0	7.7	13.0	270	21	1.0 x 1.2 x 2.8	CPN-3347	3, 4
2326	SC7124X	4	3.386	86.00	+2.0mm	87.2/89	138/137	1.181	30.0	7.7	13.2	277	21	1.0 x 1.2 x 2.8	CPN-3386	3, 4

NSX C30A

Notes: 1 - Turbo or Supercharger, 2 - Nitrous

ID	Part #	Cyl	Bore (in)	Bore (mm)	Size	Stroke (mm)	Rod (mm)	Comp Height (in)	Comp Height (mm)	Dome/Dish CC	CR	Gram	Pin (mm)	Ring Thickness (mm)	Rings	FN
7253	SC7081	6	3.563	90.50	+0.5mm	78	152	1.184	30.1	8.6	9.0	382	22	1.0 x 1.2 x 2.8	CPN-3563	1, 2
7214	SC7080	6	3.543	90.00	STD	78	152	1.184	30.1	10.0	9.0	379	22	1.0 x 1.2 x 2.8	CPN-3543	1, 2
7374	SC7181	6	3.563	90.50	+0.5mm	78	152	1.184	30.1	16.8	10.2	400	22	1.0 x 1.2 x 2.8	CPN-3563	1, 2
8041	SC7180	6	3.543	90.00	STD	78	152	1.184	30.1	17.4	10.2	401	22	1.0 x 1.2 x 2.8	CPN-3543	1, 2

NSX C32B

Notes: 1 - Turbo or Supercharger, 2 - Nitrous, M - Made to order

ID	Part #	Cyl	Bore (in)	Bore (mm)	Size	Stroke (mm)	Rod (mm)	Comp Height (in)	Comp Height (mm)	Dome/Dish CC	CR	Gram	Pin (mm)	Ring Thickness (mm)	Rings	FN
8040	SC7082	6	3.661	93.00	STD	78	152	1.184	30.1	5.6	9.0	398	23	1.0 x 1.2 x 2.8	CPN-3661	1, 2,
7375	SC7083	6	3.681	93.50	+0.5mm	78	152	1.184	30.1	4.9	9.0	391	23	1.0 x 1.2 x 2.8	CPN-3681	1, 2,
7436	SC7182	6	3.661	93.00	STD	78	152	1.184	30.1	14.2	10.2	411	23	1.0 x 1.2 x 2.8	CPN-3661	1, 2, M
8640	SC7183	6	3.681	93.50	+0.5mm	78	152	1.184	30.1		10.2		23	1.0 x 1.2 x 2.8	CPN-3681	1, 2, M

SPORT COMPACT PISTONS

ACURA / HONDA



D16A6

Notes: 1 - Turbo or Supercharger, 2 - Nitrous, 3 - Naturally Aspirated

ID	Part #	Cyl	Bore (in)	Bore (mm)	Size	Stroke (mm)	Rod (mm)	Comp Height (in)	Comp Height (mm)	Dome/Dish CC	CR	Gram	Pin (mm)	Ring Thickness (mm)	Rings	FN
2375	SC7055	4	2.953	75.00	STD	90	137	1.163	29.5	-5.5	9.0	243	19	1.0 x 1.2 x 2.8	CPN-2953	1, 2
2378	SC7056	4	2.972	75.50	+0.5mm	90	137	1.163	29.5	-6.1	9.0	248	19	1.0 x 1.2 x 2.8	CPN-2972	1, 2
1761	SC7125	4	2.953	75.00	STD	90	137	1.163	29.5	4.5	11.0	254	19	1.0 x 1.2 x 2.8	CPN-2953	1, 2, 3
1760	SC7126	4	2.972	75.50	+0.5mm	90	137	1.163	29.5	4.0	11.0	258	19	1.0 x 1.2 x 2.8	CPN-2972	1, 2, 3

D16Y7

Notes: 1 - Turbo or Supercharger, 2 - Nitrous

ID	Part #	Cyl	Bore (in)	Bore (mm)	Size	Stroke (mm)	Rod (mm)	Comp Height (in)	Comp Height (mm)	Dome/Dish CC	CR	Gram	Pin (mm)	Ring Thickness (mm)	Rings	FN
2373	SC7027	4	2.953	75.00	STD	90	137	1.181	30.0	-12.4	9.0	240	19	1.0 x 1.2 x 2.8	CPN-2953	1, 2
2374	SC7028	4	2.972	75.50	+0.5mm	90	137	1.181	30.0	-13.0	9.0	242	19	1.0 x 1.2 x 2.8	CPN-2972	1, 2

D16Y8

Notes: 1 - Turbo or Supercharger, 2 - Nitrous

ID	Part #	Cyl	Bore (in)	Bore (mm)	Size	Stroke (mm)	Rod (mm)	Comp Height (in)	Comp Height (mm)	Dome/Dish CC	CR	Gram	Pin (mm)	Ring Thickness (mm)	Rings	FN
2377	SC7050	4	2.953	75.00	STD	90	137	1.154	29.3	-9.8	9.0	240	19	1.0 x 1.2 x 2.8	CPN-2953	1, 2
2376	SC7051	4	2.972	75.50	+0.5mm	90	137	1.154	29.3	-10.5	9.0	245	19	1.0 x 1.2 x 2.8	CPN-2972	1, 2
3247	SC7052	4	2.992	76.00	+1.0mm	90	137	1.154	29.3	-11.1	9.0	242	19	1.0 x 1.2 x 2.8	CPN-2992	1, 2

D16Y8

Notes: 1 - Turbo or Supercharger, 2 - Nitrous

ID	Part #	Cyl	Bore (in)	Bore (mm)	Size	Stroke (mm)	Rod (mm)	Comp Height (in)	Comp Height (mm)	Dome/Dish CC	CR	Gram	Pin (mm)	Ring Thickness (mm)	Rings	FN
1710	SC7025	4	2.953	75.00	STD	90	137	1.181	30.0	-11.1	9.0	242	19	1.0 x 1.2 x 2.8	CPN-2953	1, 2
1711	SC7026	4	2.972	75.50	+0.5mm	90	137	1.181	30.0	-11.8	9.0	245	19	1.0 x 1.2 x 2.8	CPN-2972	1, 2
3593	SC70261	4	2.992	76.00	+1.0mm	90	137	1.181	30.0	-12.4	9.0	244	19	1.0 x 1.2 x 2.8	CPN-2992	1, 2
2379	SC7127	4	2.953	75.00	STD	90	137	1.181	30.0	-3.3	10.5 FT	248	19	1.0 x 1.2 x 2.8	CPN-2953	1, 2, 3
2372	SC7128	4	2.972	75.50	+0.5mm	90	137	1.181	30.0	-3.8	10.5 FT	251	19	1.0 x 1.2 x 2.8	CPN-2972	1, 2, 3



SPORT COMPACT PISTONS

ACURA / HONDA



F20C (OEM CH 1.181 and sticks out of cylinder .040", CH 1.131 is .010" down in the cylinder)

Notes: 1 - Turbo or Supercharger, 2 - Nitrous, 3 - Naturally Aspirated, 4 - works with B16A, B18A, B18B & B18C heads, H - Heavy Duty part

ID	Part #	Cyl	Bore (in)	Bore (mm)	Size	Stroke (mm)	Rod (mm)	Comp Height (in)	Comp Height (mm)	Dome/Dish CC	CR	Gram	Pin (mm)	Ring Thickness (mm)	Rings	FN
4378	SC7070	4	3.425	87.00	STD	84	153	1.131	28.7	-7.3	8.4	302	23	1.0 x 1.2 x 2.8	CPN-3425	1, 2, 5
4801	SC7071	4	3.445	87.50	+0.5mm	84	153	1.131	28.7	-8.0	8.4	321	23	1.0 x 1.2 x 2.8	CPN-3445	1, 2, 5
4808	SC7072	4	3.465	88.00	+1.0mm	84	153	1.131	28.7	-8.7	8.4	326	23	1.0 x 1.2 x 2.8	CPN-3465	1, 2, 5
7629	SC70721	4	3.484	88.50	+1.5mm	84	153	1.131	28.7	-9.4	8.4	324	23	1.0 x 1.2 x 2.8	CPN-3484	1, 2, M
4828	SC7073	4	3.504	89.00	+2.0mm	84	153	1.131	28.7	-10.2	8.4	331	23	1.0 x 1.2 x 2.8	CPN-3504	1, 2, 5, M
4833	SC7060A	4	3.425	87.00	STD	84	153	1.131	28.7	-2.4	9.0	306	23	1.0 x 1.2 x 2.8	CPN-3425	1, 2, 5
4837	SC7061A	4	3.445	87.50	+0.5mm	84	153	1.131	28.7	-3.0	9.0	313	23	1.0 x 1.2 x 2.8	CPN-3445	1, 2, 5
4836	SC7062A	4	3.465	88.00	+1.0mm	84	153	1.131	28.7	-3.7	9.0	325	23	1.0 x 1.2 x 2.8	CPN-3465	1, 2, 5
5583	SC7063A	4	3.504	89.00	+2.0mm	84	153	1.131	28.7	-5.0	9.0	329	23	1.0 x 1.2 x 2.8	CPN-3504	1, 2, 5
4771	SC7065	4	3.425	87.00	STD	84	153	1.181	30.0	-3.0	10.0	317	23	1.0 x 1.2 x 2.8	CPN-3425	1, 2, 5
4354	SC7066	4	3.445	87.50	+0.5mm	84	153	1.181	30.0	-3.7	10.0	330	23	1.0 x 1.2 x 2.8	CPN-3445	1, 2, 5
4656	SC7170	4	3.425	87.00	STD	84	153	1.181	30.0	-1.4	10.3	316	23	1.0 x 1.2 x 2.8	CPN-3425	1, 2, 3, 5
4668	SC7171	4	3.445	87.50	+0.5mm	84	153	1.181	30.0	-2.1	10.3	332	23	1.0 x 1.2 x 2.8	CPN-3445	1, 2, 3, 5
4296	SC7160	4	3.425	87.00	STD	84	153	1.181	30.0	2.7	11.0	327	23	1.0 x 1.2 x 2.8	CPN-3425	1, 2, 3, 5
4289	SC7161	4	3.445	87.50	+0.5mm	84	153	1.181	30.0	2.1	11.0	340	23	1.0 x 1.2 x 2.8	CPN-3445	1, 2, 3, 5
5572	SC7175	4	3.425	87.00	STD	84	153	1.181	30.0	5.6	11.6	349	23	1.0 x 1.2 x 2.8	CPN-3425	1, 2, 3, 5
4666	SC7176	4	3.445	87.50	+0.5mm	84	153	1.181	30.0	5.0	11.6	352	23	1.0 x 1.2 x 2.8	CPN-3445	1, 2, 3, 5
4770	SC7165	4	3.425	87.00	STD	84	153	1.181	30.0	9.1	12.5	348	23	1.0 x 1.2 x 2.8	CPN-3425	1, 2, 3, 5
4380	SC7166	4	3.445	87.50	+0.5mm	84	153	1.181	30.0	8.5	12.5	358	23	1.0 x 1.2 x 2.8	CPN-3445	1, 2, 3, 5



SPORT COMPACT

SPORT COMPACT PISTONS

ACURA / HONDA



F22C (OEM CH 1.181 and sticks out of cylinder .040", CH 1.131 is .010" down in the cylinder)

Notes: 1 - Turbo or Supercharger, 2 - Nitrous, 3 - Naturally Aspirated, 5 - Must sleeve block, M - Made to order

ID	Part #	Cyl	Bore (in)	Bore (mm)	Size	Stroke (mm)	Rod (mm)	Comp Height (in)	Comp Height (mm)	Dome/Dish CC	CR	Gram	Pin (mm)	Ring Thickness (mm)	Rings	FN
4378	SC7070	4	3.425	87.00	STD	90.7	149.7	1.131	28.7	-7.3	9.0	302	23	1.0 x 1.2 x 2.8	CPN-3425	1, 2, 5
4801	SC7071	4	3.445	87.50	+0.5mm	90.7	149.7	1.131	28.7	-8.0	9.0	321	23	1.0 x 1.2 x 2.8	CPN-3445	1, 2, 5
4808	SC7072	4	3.465	88.00	+1.0mm	90.7	149.7	1.131	28.7	-8.7	9.0	326	23	1.0 x 1.2 x 2.8	CPN-3465	1, 2, 5
7629	SC70721	4	3.484	88.5	+1.5mm	90.7	149.7	1.131	28.7	-9.4	9.0	324	23	1.0 x 1.2 x 2.8	CPN-3484	1, 2, M
4828	SC7073	4	3.504	89.00	+2.0mm	90.7	149.7	1.131	28.7	-10.2	9.0	331	23	1.0 x 1.2 x 2.8	CPN-3504	1, 2, 5
4833	SC7060A	4	3.425	87.00	STD	90.7	149.7	1.131	28.7	-2.4	9.6	306	23	1.0 x 1.2 x 2.8	CPN-3425	1, 2, 5
4837	SC7061A	4	3.445	87.50	+0.5mm	90.7	149.7	1.131	28.7	-3.0	9.6	313	23	1.0 x 1.2 x 2.8	CPN-3445	1, 2, 5
4836	SC7062A	4	3.465	88.00	+1.0mm	90.7	149.7	1.131	28.7	-3.7	9.6	325	23	1.0 x 1.2 x 2.8	CPN-3465	1, 2, 5
5583	SC7063A	4	3.504	89.00	+2.0mm	90.7	149.7	1.131	28.7	-5.0	9.6	329	23	1.0 x 1.2 x 2.8	CPN-3504	1, 2, 5
4771	SC7065	4	3.425	87.00	STD	90.7	149.7	1.181	30.0	-3.0	10.6	317	23	1.0 x 1.2 x 2.8	CPN-3425	1, 2, 5
4354	SC7066	4	3.445	87.50	+0.5mm	90.7	149.7	1.181	30.0	-3.7	10.6	330	23	1.0 x 1.2 x 2.8	CPN-3445	1, 2, 5
4656	SC7170	4	3.425	87.00	STD	90.7	149.7	1.181	30.0	-1.4	11.0	316	23	1.0 x 1.2 x 2.8	CPN-3425	1,2,3,5
4668	SC7171	4	3.445	87.50	+0.5mm	90.7	149.7	1.181	30.0	-2.1	11.0	332	23	1.0 x 1.2 x 2.8	CPN-3445	1,2,3,5
4296	SC7160	4	3.425	87.00	STD	90.7	149.7	1.181	30.0	2.7	11.8	327	23	1.0 x 1.2 x 2.8	CPN-3425	1,2,3,5
4289	SC7161	4	3.445	87.50	+0.5mm	90.7	149.7	1.181	30.0	2.1	11.8	340	23	1.0 x 1.2 x 2.8	CPN-3445	1,2,3,5
5572	SC7175	4	3.425	87.00	STD	90.7	149.7	1.181	30.0	5.6	12.5	349	23	1.0 x 1.2 x 2.8	CPN-3425	1,2,3,5
4666	SC7176	4	3.445	87.50	+0.5mm	90.7	149.7	1.181	30.0	5.0	12.5	352	23	1.0 x 1.2 x 2.8	CPN-3445	1,2,3,5

H22 (sleeved block only)

Notes: 1 - Turbo or Supercharger, 2 - Nitrous, 3 - Naturally Aspirated, 5 - Must sleeve block, M - Made to order

ID	Part #	Cyl	Bore (in)	Bore (mm)	Size	Stroke (mm)	Rod (mm)	Comp Height (in)	Comp Height (mm)	Dome/Dish CC	CR	Gram	Pin (mm)	Ring Thickness (mm)	Rings	FN
1688	SC7030	4	3.425	87.00	STD	90.7	143.15	1.220	31.0	-6.9	9.0	319	22	1.0 x 1.2 x 2.8	CPN-3425	1, 2, 5
3025	SC7031	4	3.445	87.50	+0.5mm	90.7	143.15	1.220	31.0	-7.7	9.0	337	22	1.0 x 1.2 x 2.8	CPN-3445	1, 2, 5
3024	SC7034	4	3.465	88.00	+1.0mm	90.7	143.15	1.220	31.0	-8.4	9.0	343	22	1.0 x 1.2 x 2.8	CPN-3465	1, 2, 5
4651	SC7035	4	3.504	89.00	+2.0mm	90.7	143.15	1.220	31.0	-9.9	9.0	346	22	1.0 x 1.2 x 2.8	CPN-3504	1, 2, 5
4723	SC7036	4	3.543	90.00	+3.0mm	90.7	143.15	1.220	31.0	-11.4	9.0	352	22	1.0 x 1.2 x 2.8	CPN-3543	1, 2, 5
1709	SC7130	4	3.425	87.00	STD	90.7	143.15	1.220	31.0	1.9	10.0	329	22	1.0 x 1.2 x 2.8	CPN-3425	1,2,3,5
1708	SC7131	4	3.425	87.00	STD	90.7	143.15	1.220	31.0	10.4	11.5	351	22	1.0 x 1.2 x 2.8	CPN-3425	2, 3, 5
4767	SC7132	4	3.445	87.50	+0.5mm	90.7	143.15	1.220	31.0	9.9	11.5	366	22	1.0 x 1.2 x 2.8	CPN-3445	1,2,3,5
4759	SC7133	4	3.465	88.00	+1.0mm	90.7	143.15	1.220	31.0	9.3	11.5	374	22	1.0 x 1.2 x 2.8	CPN-3465	2, 3, 5

H23 (sleeved block only)

Notes: 1 - Turbo or Supercharger, 2 - Nitrous, 3 - Naturally Aspirated, 5 - Must sleeve block, M - Made to order

ID	Part #	Cyl	Bore (in)	Bore (mm)	Size	Stroke (mm)	Rod (mm)	Comp Height (in)	Comp Height (mm)	Dome/Dish CC	CR	Gram	Pin (mm)	Ring Thickness (mm)	Rings	FN
3002	SC7032	4	3.445	87.50	+0.5mm	95	141.75	1.204	30.6	-15.0	9.0	333	22	1.0 x 1.2 x 2.8	CPN-3445	1, 2, 5



SPORT COMPACT PISTONS

ACURA / HONDA



K20A/A2

Notes: 1 - Turbo or Supercharger, 2 - Nitrous, 3 - Naturally Aspirated, M - Made to order

ID	Part #	Cyl	Bore (in)	Bore (mm)	Size	Stroke (mm)	Rod (mm)	Comp Height (in)	Comp Height (mm)	Dome/Dish CC	CR	Gram	Pin (mm)	Ring Thickness (mm)	Rings	FN
2389	SC7140	4	3.386	86.00	STD	86	139	1.181	30.0	8.5	11.5	334	22	1.0 x 1.2 x 2.8	CPN-3386	2, 3
3383	SC71401	4	3.406	86.50	+0.5mm	86	139	1.181	30.0	8.0	11.5	334	22	1.0 x 1.2 x 2.8	CPN-3406	2, 3
3490	SC71402	4	3.425	87.00	+1.0mm	86	139	1.181	30.0	7.5	11.5	338	22	1.0 x 1.2 x 2.8	CPN-3425	2, 3
3621	SC71403	4	3.465	88.00	+2.0mm	86	139	1.181	30.0	6.6	11.5	362	22	1.0 x 1.2 x 2.8	CPN-3465	2, 3
3460	SC71404	4	3.504	89.00	+3.0mm	86	139	1.181	30.0	5.5	11.5	359	22	1.0 x 1.2 x 2.8	CPN-3504	2, 3
3615	SC71405	4	3.543	90.00	+4.0mm	86	139	1.181	30.0	4.5	11.5	367	22	1.0 x 1.2 x 2.8	CPN-3543	2,3,M
3370	SC71421XA	4	3.406	86.50	+0.5mm	86	139	1.181	30.0	12.1	12.5	297	22	1.0 x 1.2 x 2.8	CPN-3406	3
6573	SC71422XA	4	3.425	87.00	+1.0mm	86	139	1.181	30.0	11.6	12.5	300	22	1.0 x 1.2 x 2.8	CPN-3425	3
6969	SC71423XA	4	3.465	88.00	+2.0mm	86	139	1.181	30.0	10.6	12.5	310	22	1.0 x 1.2 x 2.8	CPN-3465	3
3482	SC71424XA	4	3.504	89.00	+3.0mm	86	139	1.181	30.0	9.8	12.5	315	22	1.0 x 1.2 x 2.8	CPN-3504	3
5997	SC71425XA	4	3.543	90.00	+4.0mm	86	139	1.181	30.0	8.8	12.5	323	22	1.0 x 1.2 x 2.8	CPN-3543	3
5638	SC7142XA	4	3.386	86.00	STD	86	139	1.181	30.0	12.6	12.5	292	22	1.0 x 1.2 x 2.8	CPN-3386	3

K20A/A2/A3

Notes: 1 - Turbo or Supercharger, 2 - Nitrous

ID	Part #	Cyl	Bore (in)	Bore (mm)	Size	Stroke (mm)	Rod (mm)	Comp Height (in)	Comp Height (mm)	Dome/Dish CC	CR	Gram	Pin (mm)	Ring Thickness (mm)	Rings	FN
2387	SC7040	4	3.386	86.00	STD	86	139	1.181	30.0	-6.3	9.0	311	22	1.0 x 1.2 x 2.8	CPN-3386	1, 2
3163	SC70401	4	3.406	86.50	+0.5mm	86	139	1.181	30.0	-7.0	9.0	309	22	1.0 x 1.2 x 2.8	CPN-3406	1, 2
3381	SC70402	4	3.425	87.00	+1.0mm	86	139	1.181	30.0	-7.7	9.0	315	22	1.0 x 1.2 x 2.8	CPN-3425	1, 2
3491	SC70403	4	3.465	88.00	+2.0mm	86	139	1.181	30.0	-9.0	9.0	338	22	1.0 x 1.2 x 2.8	CPN-3465	1, 2
3373	SC70404	4	3.504	89.00	+3.0mm	86	139	1.181	30.0	-10.4	9.0	341	22	1.0 x 1.2 x 2.8	CPN-3504	1, 2
4309	SC70455	4	3.386	86.00	STD	86	139	1.181	30.0	-3.3	FT (9.4)	313	22	1.0 x 1.2 x 2.8	CPN-3386	1, 2
4317	SC70456	4	3.406	86.50	+0.5mm	86	139	1.181	30.0	-3.3	FT (9.5)	316	22	1.0 x 1.2 x 2.8	CPN-3406	1, 2
4313	SC70457	4	3.425	87.00	+1.0mm	86	139	1.181	30.0	-3.3	FT (9.6)	323	22	1.0 x 1.2 x 2.8	CPN-3425	1, 2
4323	SC70458	4	3.445	87.50	+1.5mm	86	139	1.181	30.0	-3.3	FT (9.7)	338	22	1.0 x 1.2 x 2.8	CPN-3445	1, 2
4320	SC70459	4	3.465	88.00	+2.0mm	86	139	1.181	30.0	-3.3	FT (9.8)	345	22	1.0 x 1.2 x 2.8	CPN-3465	1, 2
4339	SC70460	4	3.504	89.00	+3.0mm	86	139	1.181	30.0	-3.3	FT (10.0)	350	22	1.0 x 1.2 x 2.8	CPN-3504	1, 2

K24 w/K20A/A2

Notes: 2 - Nitrous, 3 - Naturally Aspirated, M - Made to order

ID	Part #	Cyl	Bore (in)	Bore (mm)	Size	Stroke (mm)	Rod (mm)	Comp Height (in)	Comp Height (mm)	Dome/Dish CC	CR	Gram	Pin (mm)	Ring Thickness (mm)	Rings	FN
2391	SC7145	4	3.425	87.00	STD	99	152	1.181	30.0	0.2	11.5	316	22	1.0 x 1.2 x 2.8	CPN-3425	2, 3
3406	SC71451	4	3.445	87.50	+0.5mm	99	152	1.181	30.0	-0.4	11.5	340	22	1.0 x 1.2 x 2.8	CPN-3445	2, 3
3459	SC71452	4	3.465	88.00	+1.0mm	99	152	1.181	30.0	-1.0	11.5	343	22	1.0 x 1.2 x 2.8	CPN-3465	2, 3
3414	SC71453	4	3.504	89.00	+2.0mm	99	152	1.181	30.0	-2.2	11.5	346	22	1.0 x 1.2 x 2.8	CPN-3504	2,3,M
4321	SC71454	4	3.543	90.00	+3.0mm	99	152	1.181	30.0	-3.4	11.5	357	22	1.0 x 1.2 x 2.8	CPN-3543	2, 3
6867	SC7147XA	4	3.425	87.00	STD	99	152	1.181	30.0	5.1	12.5	303	22	1.0 x 1.2 x 2.8	CPN-3425	3
6011	SC71471XA	4	3.445	87.50	+0.5mm	99	152	1.181	30.0	4.6	12.5	316	22	1.0 x 1.2 x 2.8	CPN-3445	3
3467	SC71472XA	4	3.465	88.00	+1.0mm	99	152	1.181	30.0	4.1	12.5	317	22	1.0 x 1.2 x 2.8	CPN-3465	3
3403	SC71473XA	4	3.504	89.00	+2.0mm	99	152	1.181	30.0	3.1	12.5	316	22	1.0 x 1.2 x 2.8	CPN-3504	3
4166	SC71474XA	4	3.543	90.00	+3.0mm	99	152	1.181	30.0	2.0	12.5	305	22	1.0 x 1.2 x 2.8	CPN-3543	3

SPORT COMPACT PISTONS

ACURA / HONDA



K24 w/K20A/A2/A3

Notes: 1 - Turbo or Supercharger, 2 - Nitrous, M - Made to order

ID	Part #	Cyl	Bore (in)	Bore (mm)	Size	Stroke (mm)	Rod (mm)	Comp Height (in)	Comp Height (mm)	Dome/Dish CC	CR	Gram	Pin (mm)	Ring Thickness (mm)	Rings	FN
2388	SC7045	4	3.425	87.00	STD	99	152	1.181	30.0	-17.3	9.0	314	22	1.0 x 1.2 x 2.8	CPN-3425	1, 2
3249	SC70451	4	3.445	87.50	+0.5mm	99	152	1.181	30.0	-18.1	9.0	318	22	1.0 x 1.2 x 2.8	CPN-3445	1, 2
3421	SC70452	4	3.465	88.00	+1.0mm	99	152	1.181	30.0	-18.9	9.0	334	22	1.0 x 1.2 x 2.8	CPN-3465	1, 2
3592	SC70453	4	3.504	89.00	+2.0mm	99	152	1.181	30.0	-20.5	9.0	338	22	1.0 x 1.2 x 2.8	CPN-3504	1,2,M
7428	SC7046	4	3.425	87.00	STD	99	152	1.181	30.0	-9.1	10.0	318	22	1.0 x 1.2 x 2.8	CPN-3425	1, 2
7445	SC7047	4	3.445	87.50	+0.5mm	99	152	1.181	30.0	-9.8	10.0	333	22	1.0 x 1.2 x 2.8	CPN-3445	1, 2
7528	SC7048	4	3.465	88.00	+1.0mm	99	152	1.181	30.0	-10.5	10.0	339	22	1.0 x 1.2 x 2.8	CPN-3465	1, 2
8133	SC7049	4	3.504	89	+2.0mm	99	152	1.181	30.0	-12.0	10.0	344	22	1.0 x 1.2 x 2.8	CPN-3504	1,2,M
4313	SC70457	4	3.425	87.00	STD	99	152	1.181	30.0	-3.3	FT (10.9)	323	22	1.0 x 1.2 x 2.8	CPN-3425	1, 2
4323	SC70458	4	3.445	87.50	+0.5mm	99	152	1.181	30.0	-3.3	FT (11.0)	338	22	1.0 x 1.2 x 2.8	CPN-3445	1, 2
4320	SC70459	4	3.465	88.00	+1.0mm	99	152	1.181	30.0	-3.3	FT (11.1)	345	22	1.0 x 1.2 x 2.8	CPN-3465	1, 2
4339	SC70460	4	3.504	89.00	+2.0mm	99	152	1.181	30.0	-3.3	FT (11.3)	350	22	1.0 x 1.2 x 2.8	CPN-3504	1, 2

L15A VTEC (Fit/Jazz/City)

Notes: 1 - Turbo or Supercharger, 2 - Nitrous, 3 - Naturally Aspirated

ID	Part #	Cyl	Bore (in)	Bore (mm)	Size	Stroke (mm)	Rod (mm)	Comp Height (in)	Comp Height (mm)	Dome/Dish CC	CR	Gram	Pin (mm)	Ring Thickness (mm)	Rings	FN
4355	SC7037	4	2.874	73.00	STD	89.4	149	1.030	26.2	-16.7	9.0	209	18	1.0 x 1.2 x 2.8	CPN-2874	1, 2
4388	SC7038	4	2.894	73.50	+0.5mm	89.4	149	1.030	26.2	-17.3	9.0	214	18	1.0 x 1.2 x 2.8	XC-2894	1, 2
4310	SC7039	4	2.913	74.00	+1.0mm	89.4	149	1.030	26.2	-18.0	9.0	216	18	1.0 x 1.2 x 2.8	XC-2913	1, 2
7180	SC7137	4	2.874	73.00	STD	89.4	149	1.030	26.2	-5.5	11.5	196	18	1.0 x 1.2 x 2.8	CPN-2874	3
7041	SC7138	4	2.894	73.50	+0.5mm	89.4	149	1.030	26.2	-6.0	11.5	199	18	1.0 x 1.2 x 2.8	XC-2894	3
7042	SC7139	4	2.913	74.00	+1.0mm	89.4	149	1.030	26.2	-6.5	11.5	209	18	1.0 x 1.2 x 2.8	XC-2913	3

R18

Notes: 1 - Turbo or Supercharger, 2 - Nitrous

ID	Part #	Cyl	Bore (in)	Bore (mm)	Size	Stroke (mm)	Rod (mm)	Comp Height (in)	Comp Height (mm)	Dome/Dish CC	CR	Gram	Pin (mm)	Ring Thickness (mm)	Rings	FN
7090	SC7023	4	3.189	81.00	STD	87.3	157.5	1.135	28.8	-15.5	9.0	272	20	1.0 x 1.2 x 2.8	CPN-3189	1, 2
7252	SC7024	4	3.209	81.50	+0.5mm	87.3	157.5	1.135	28.8	-16.2	9.0	268	20	1.0 x 1.2 x 2.8	CPN-3209	1, 2

DODGE NEON



SRT4

Notes: 1 - Turbo or Supercharger, 2 - Nitrous

ID	Part #	Cyl	Bore (in)	Bore (mm)	Size	Stroke (mm)	Rod (mm)	Comp Height (in)	Comp Height (mm)	Dome/Dish CC	CR	Gram	Pin (mm)	Ring Thickness (mm)	Rings	FN
3302	SC7500	4	3.445	87.50	STD	101	151	1.400	35.6	-17.6	8.5	358	22	1.0 x 1.2 x 2.8	CPN-3445	1, 2
3256	SC7501	4	3.465	88.00	+0.5mm	101	151	1.400	35.6	-18.5	8.5	366	22	1.0 x 1.2 x 2.8	CPN-3465	1, 2
7478	SC7502	4	3.484	88.50	+1.0mm	101	151	1.400	35.6	-19.3	8.5	363	22	1.0 x 1.2 x 2.8	CPN-3484	1, 2
7268	SC7503	4	3.445	87.50	STD	101	151	1.400	35.6	-12.6	9.0	360	22	1.0 x 1.2 x 2.8	CPN-3445	1, 2
7296	SC7504	4	3.465	88.00	+0.5mm	101	151	1.400	35.6	-13.4	9.0	367	22	1.0 x 1.2 x 2.8	CPN-3465	1, 2
8885	SC7505	4	3.484	88.50	+1.0mm	101	151	1.400	35.6	-14.2	9.0	358	22	1.0 x 1.2 x 2.8	CPN-3484	1, 2

SPORT COMPACT PISTONS

FORD



2.0L Eco Boost

Notes: 1 - Turbo or Supercharger, 2 - Nitrous

ID	Part #	Cyl	Bore (in)	Bore (mm)	Size	Stroke (mm)	Rod (mm)	Comp Height (in)	Comp Height (mm)	Dome/Dish CC	CR	Gram	Pin (mm)	Ring Thickness (mm)	Rings	FN
8699	SC7528	4	3.445	87.50	STD	87.5	155.8	1.289	32.7		10.0	363	22	1.0 x 1.2 x 2.8	CPN-3445	1, 2
8700	SC7529	4	3.465	88.00	+0.5mm	88.0	155.8	1.289	32.7		10.0	362	22	1.0 x 1.2 x 2.8	CPN-3465	1, 2

2.3L Eco Boost (Mustang and Focus RS)

Notes: 1 - Turbo or Supercharger, 2 - Nitrous

ID	Part #	Cyl	Bore (in)	Bore (mm)	Size	Stroke (mm)	Rod (mm)	Comp Height (in)	Comp Height (mm)	Dome/Dish CC	CR	Gram	Pin (mm)	Ring Thickness (mm)	Rings	FN
10268	SC7543	4	3.445	87.50	STD	94.0	149.2	1.292	32.8	-7.00	9.5		22.5	1.0 x 1.2 x 2.8	CPN-3445	1, 2
10269	SC7544	4	3.465	88.00	+0.5mm	94.0	149.2	1.292	32.8	-6.50	9.5		22.5	1.0 x 1.2 x 2.8	CPN-3465	1, 2

3.5L Eco Boost

Notes: 1 - Turbo or Supercharger, 2 - Nitrous

ID	Part #	Cyl	Bore (in)	Bore (mm)	Size	Stroke (mm)	Rod (mm)	Comp Height (in)	Comp Height (mm)	Dome/Dish CC	CR	Gram	Pin (mm)	Ring Thickness (mm)	Rings	FN
8053	SC7530	6	3.642	92.50	STD	86.7	152.7	1.240	31.5	-1.65	10.0	439	23	1.0 x 1.2 x 2.8	CPN-3642	1, 2
	SC7531	6	3.661	93.00	+0.5mm	86.7	152.7	1.240	31.5		10.0		23	1.0 x 1.2 x 2.8	CPN-3661	1, 2

Duratec 2.0L Non variable valve timing (no valve reliefs)

Notes: 1 - Turbo or Supercharger, 2 - Nitrous, M - Made to order

ID	Part #	Cyl	Bore (in)	Bore (mm)	Size	Stroke (mm)	Rod (mm)	Comp Height (in)	Comp Height (mm)	Dome/Dish CC	CR	Gram	Pin (mm)	Ring Thickness (mm)	Rings	FN
4637	SC7526	4	3.445	87.50	STD	83.1	146.25	1.122	28.5	-21.2	8.0	323	21	1.0 x 1.2 x 2.8	CPN-3445	1, 2
4421	SC7527	4	3.465	88.00	+0.5mm	83.1	146.25	1.122	28.5	-22.0	8.0	329	21	1.0 x 1.2 x 2.8	CPN-3465	1, 2
4565	SC7520	4	3.445	87.50	STD	83.1	146.25	1.122	28.5	-15.8	8.5	325	21	1.0 x 1.2 x 2.8	CPN-3445	1, 2
4383	SC7521	4	3.465	88.00	+0.5mm	83.1	146.25	1.122	28.5	-16.5	8.5	333	21	1.0 x 1.2 x 2.8	CPN-3465	1,2,M
4405	SC7524	4	3.445	87.50	STD	83.1	146.25	1.122	28.5	-11.7	9.0	328	21	1.0 x 1.2 x 2.8	CPN-3445	1, 2
4404	SC7525	4	3.465	88.00	+0.5mm	83.1	146.25	1.122	28.5	-12.3	9.0	334	21	1.0 x 1.2 x 2.8	CPN-3465	1, 2

Duratec 2.3L Non variable valve timing (no valve reliefs)

Notes: 1 - Turbo or Supercharger, 2 - Nitrous, M - Made to order

ID	Part #	Cyl	Bore (in)	Bore (mm)	Size	Stroke (mm)	Rod (mm)	Comp Height (in)	Comp Height (mm)	Dome/Dish CC	CR	Gram	Pin (mm)	Ring Thickness (mm)	Rings	FN
4417	SC7522	4	3.445	87.50	STD	94	154.8	1.122	28.5	-25.9	8.5	321	21	1.0 x 1.2 x 2.8	CPN-3445	1, 2
4418	SC7523	4	3.465	88.00	+0.5mm	94	154.8	1.122	28.5	-26.7	8.5	327	21	1.0 x 1.2 x 2.8	CPN-3465	1, 2
4637	SC7526	4	3.445	87.50	STD	94	154.8	1.122	28.5	-21.2	9.0	323	21	1.0 x 1.2 x 2.8	CPN-3445	1, 2
4421	SC7527	4	3.465	88.00	+0.5mm	94	154.8	1.122	28.5	-22.0	9.0	329	21	1.0 x 1.2 x 2.8	CPN-3465	1, 2
4565	SC7520	4	3.445	87.50	STD	94	154.8	1.122	28.5	-15.8	9.7	325	21	1.0 x 1.2 x 2.8	CPN-3445	1, 2
4383	SC7521	4	3.465	88.00	+0.5mm	94	154.8	1.122	28.5	-16.5	9.7	333	21	1.0 x 1.2 x 2.8	CPN-3465	1,2,M
4405	SC7524	4	3.445	87.50	STD	94	154.8	1.122	28.5	-11.7	10.3	328	21	1.0 x 1.2 x 2.8	CPN-3445	1, 2
4404	SC7525	4	3.465	88.00	+0.5mm	94	154.8	1.122	28.5	-12.3	10.3	334	21	1.0 x 1.2 x 2.8	CPN-3465	1, 2

SPORT COMPACT

SPORT COMPACT PISTONS

GM



2.0L LTG Ecotec

Notes: 1 - Turbo or Supercharger, 2 - Nitrous

ID	Part #	Cyl	Bore (in)	Bore (mm)	Size	Stroke (mm)	Rod (mm)	Comp Height (in)	Comp Height (mm)	Dome/Dish CC	CR	Gram	Pin (mm)	Ring Thickness (mm)	Rings	FN
9459	SC7532	4	3.386	86.00	STD	86	153	1.260	32.0	-1.7	9.5	350	22	1.0 x 1.2 x 2.8	CPN-3386	1, 2

HYUNDAI



4B11 2.0L

Notes: 1 - Turbo or Supercharger, 2 - Nitrous

ID	Part #	Cyl	Bore (in)	Bore (mm)	Size	Stroke (mm)	Rod (mm)	Comp Height (in)	Comp Height (mm)	Dome/Dish CC	CR	Gram	Pin (mm)	Ring Thickness (mm)	Rings	FN
7112	SC7485	4	3.386	86.00	STD	86	146	1.181	30.0	-5.2	9.0	315	22	1.0 x 1.2 x 2.8	CPN-3386	1, 2
7111	SC7486	4	3.406	86.50	+0.5mm	86	146	1.181	30.0	-5.9	9.0	315	22	1.0 x 1.2 x 2.8	CPN-3406	1, 2

Beta 1 2.0L 1996-'01

Notes: 1 - Turbo or Supercharger, 2 - Nitrous

ID	Part #	Cyl	Bore (in)	Bore (mm)	Size	Stroke (mm)	Rod (mm)	Comp Height (in)	Comp Height (mm)	Dome/Dish CC	CR	Gram	Pin (mm)	Ring Thickness (mm)	Rings	FN
2381	SC7480	4	3.228	82.00	STD	93.5	146.1	1.220	31.0	-10.3	8.8	285	20	1.0 x 1.2 x 2.8	CPN-3228	1, 2
2380	SC7481	4	3.248	82.50	+0.5mm	93.5	146.1	1.220	31.0	-11.0	8.8	293	20	1.0 x 1.2 x 2.8	CPN-3248	1, 2

Beta 2 2.0L 2002-'08

Notes: 1 - Turbo or Supercharger, 2 - Nitrous

ID	Part #	Cyl	Bore (in)	Bore (mm)	Size	Stroke (mm)	Rod (mm)	Comp Height (in)	Comp Height (mm)	Dome/Dish CC	CR	Gram	Pin (mm)	Ring Thickness (mm)	Rings	FN
7565	SC7482	4	3.228	82.00	STD	93.5	146.1	1.209	30.7	-9.4	9.0	285	20	1.0 x 1.2 x 2.8	CPN-3228	1, 2
7625	SC7483	4	3.248	82.50	+0.5mm	93.5	146.1	1.209	30.7	-9.8	9.0	286	20	1.0 x 1.2 x 2.8	CPN-3248	1, 2

Tiburon 2.7L Delta V6 2002-'08

Notes: 1 - Turbo or Supercharger, 2 - Nitrous

ID	Part #	Cyl	Bore (in)	Bore (mm)	Size	Stroke (mm)	Rod (mm)	Comp Height (in)	Comp Height (mm)	Dome/Dish CC	CR	Gram	Pin (mm)	Ring Thickness (mm)	Rings	FN
7299	SC7490	6	3.425	87.00	STD	75	149.5	1.201	30.5	-9.1	9.0	327	21	1.0 x 1.2 x 2.8	CPN-3425	1, 2

MAZDA



BP 1.8L

Notes: 1 - Turbo or Supercharger, 2 - Nitrous

ID	Part #	Cyl	Bore (in)	Bore (mm)	Size	Stroke (mm)	Rod (mm)	Comp Height (in)	Comp Height (mm)	Dome/Dish CC	CR	Gram	Pin (mm)	Ring Thickness (mm)	Rings	FN
4638	SC7540	4	3.268	83.00	STD	85	133	1.208	30.7	1.3	9.0	310	20	1.0 x 1.2 x 2.8	CPN-3268	1, 2
4359	SC7541	4	3.287	83.50	+0.5mm	85	133	1.208	30.7	0.6	9.0	313	20	1.0 x 1.2 x 2.8	CPN-3287	1, 2
5039	SC7542	4	3.307	84.00	+1.0mm	85	133	1.208	30.7	-0.1	9.0	316	20	1.0 x 1.2 x 2.8	CPN-3307	1, 2

SPORT COMPACT PISTONS

MAZDA



DISI MZR 2.3L (OEM piston pin dia. is 22.5mm. These pistons do not fit OEM rods)

Notes: 1 - Turbo or Supercharger, 2 - Nitrous

ID	Part #	Cyl	Bore (in)	Bore (mm)	Size	Stroke (mm)	Rod (mm)	Comp Height (in)	Comp Height (mm)	Dome/Dish CC	CR	Gram	Pin (mm)	Ring Thickness (mm)	Rings	FN
7168	SC7534	4	3.445	87.50	STD	94	150.55	1.280	32.5	-22.7	8.5	344	22	1.0 x 1.2 x 2.8	CPN-3445	1, 2
7210	SC7535	4	3.465	88.00	+0.5mm	94	150.55	1.280	32.5	-23.5	8.5	353	22	1.0 x 1.2 x 2.8	CPN-3465	1, 2
7267	SC7536	4	3.445	87.50	STD	94	150.55	1.280	32.5	-18.0	9.0	345	22	1.0 x 1.2 x 2.8	CPN-3445	1, 2
7272	SC7537	4	3.465	88.00	+0.5mm	94	150.55	1.280	32.5	-18.7	9.0	354	22	1.0 x 1.2 x 2.8	CPN-3465	1, 2
7155	SC7538	4	3.445	87.50	STD	94	150.55	1.280	32.5	-13.8	9.5	348	22	1.0 x 1.2 x 2.8	CPN-3445	1, 2
7109	SC7539	4	3.465	88.00	+0.5mm	94	150.55	1.280	32.5	-14.5	9.5	356	22	1.0 x 1.2 x 2.8	CPN-3465	1, 2

MITSUBISHI



4B11T / EVO X

Notes: 1 - Turbo or Supercharger, 2 - Nitrous

ID	Part #	Cyl	Bore (in)	Bore (mm)	Size	Stroke (mm)	Rod (mm)	Comp Height (in)	Comp Height (mm)	Dome/Dish CC	CR	Gram	Pin (mm)	Ring Thickness (mm)	Rings	FN
4288	SC7220	4	3.386	86.00	STD	86	143.75	1.313	33.4	-4.6	9.0	328	23	1.0 x 1.2 x 2.8	CPN-3386	1, 2
4274	SC7221	4	3.406	86.50	+0.5mm	86	143.75	1.313	33.4	-5.3	9.0	326	23	1.0 x 1.2 x 2.8	CPN-3406	1, 2
3620	SC7222	4	3.425	87.00	+1.0mm	86	143.75	1.313	33.4	-6.0	9.0	335	23	1.0 x 1.2 x 2.8	CPN-3425	1, 2
7400	SC7223	4	3.543	90.00	+4.0mm	86	143.75	1.313	33.4	-10.8	9.0	365	23	1.0 x 1.2 x 2.8	CPN-3543	1, 2
7417	SC7224	4	3.386	86.00	STD	86	143.75	1.313	33.4	2.3	10.0	335	23	1.0 x 1.2 x 2.8	CPN-3386	1, 2
7163	SC7225	4	3.406	86.50	+0.5mm	86	143.75	1.313	33.4	1.7	10.0	335	23	1.0 x 1.2 x 2.8	CPN-3406	1, 2
7852	SC7226	4	3.425	87.00	+1.0mm	86	143.75	1.313	33.4	1.1	10.0	342	23	1.0 x 1.2 x 2.8	CPN-3425	1, 2
7181	SC7227	4	3.543	90.00	+4.0mm	86	143.75	1.313	33.4	-3.2	10.0	369	23	1.0 x 1.2 x 2.8	CPN-3543	1, 2

4G63 1G (6-Bolt)

Notes: 1 - Turbo or Supercharger, 2 - Nitrous, M - Made to order

ID	Part #	Cyl	Bore (in)	Bore (mm)	Size	Stroke (mm)	Rod (mm)	Comp Height (in)	Comp Height (mm)	Dome/Dish CC	CR	Gram	Pin (mm)	Ring Thickness (mm)	Rings	FN
4389	SC7198	4	3.346	85.00	STD	88	150	1.370	34.8	-8.5	9.0	330	21	1.0 x 1.2 x 2.8	CPN-3347	1, 2
1633	SC7200	4	3.366	85.50	+0.5mm	88	150	1.370	34.8	-9.2	9.0	328	21	1.2 x 1.5 x 2.8	RS1616-3366	1, 2
2368	SC7202	4	3.386	86.00	+1.0mm	88	150	1.370	34.8	-9.9	9.0	334	21	1.0 x 1.2 x 2.8	CPN-3386	1, 2
5571	SC7212	4	3.346	85.00	STD	94	150	1.252	31.8	-12.6	9.0	316	21	1.0 x 1.2 x 2.8	CPN-3347	1,2,M
4865	SC7213	4	3.366	85.50	+0.5mm	94	150	1.252	31.8	-13.4	9.0	313	21	1.0 x 1.2 x 2.8	CPN-3366	1,2,M
5570	SC7214	4	3.386	86.00	+1.0mm	94	150	1.252	31.8	-14.2	9.0	319	21	1.0 x 1.2 x 2.8	CPN-3386	1,2,M
4382	SC7196	4	3.346	85.00	STD	100	150	1.134	28.8	-16.8	9.0	292	21	1.0 x 1.2 x 2.8	CPN-3347	1,2,M
1791	SC7205	4	3.366	85.50	+0.5mm	100	150	1.134	28.8	-17.8	9.0	285	21	1.2 x 1.5 x 2.8	RS1616-3366	1, 2
2370	SC7207	4	3.386	86.00	+1.0mm	100	150	1.134	28.8	-18.6	9.0	289	21	1.0 x 1.2 x 2.8	CPN-3386	1, 2

SPORT COMPACT PISTONS

MITSUBISHI



4G63 2G (7-Bolt)

Notes: 1 - Turbo or Supercharger, 2 - Nitrous, 3 - Naturally Aspirated

ID	Part #	Cyl	Bore (in)	Bore (mm)	Size	Stroke (mm)	Rod (mm)	Comp Height (in)	Comp Height (mm)	Dome/Dish CC	CR	Gram	Pin (mm)	Ring Thickness (mm)	Rings	FN
7232	SC7228	4	3.346	85.00	STD	88	150	1.370	34.8	-12.5	8.5	327	22	1.0 x 1.2 x 2.8	CPN-3347	1, 2
7190	SC7229	4	3.366	85.50	+0.5mm	88	150	1.370	34.8	-13.2	8.5	328	22	1.0 x 1.2 x 2.8	CPN-3366	1, 2
7205	SC7230	4	3.386	86.00	+1.0mm	88	150	1.370	34.8	-13.9	8.5	334	22	1.0 x 1.2 x 2.8	CPN-3386	1, 2
4293	SC7199	4	3.346	85.00	STD	88	150	1.370	34.8	-8.5	9.0	327	22	1.0 x 1.2 x 2.8	CPN-3347	1, 2
1602	SC7201	4	3.366	85.50	+0.5mm	88	150	1.370	34.8	-9.2	9.0	328	22	1.2 x 1.5 x 2.8	RS1616-3366	1, 2
2369	SC7203	4	3.386	86.00	+1.0mm	88	150	1.370	34.8	-9.9	9.0	335	22	1.0 x 1.2 x 2.8	CPN-3386	1, 2
7441	SC7231	4	3.346	85.00	STD	88	150	1.370	34.8	-2.2	10.0	330	22	1.0 x 1.2 x 2.8	CPN-3347	1, 2, 3
7343	SC7232	4	3.366	85.50	+0.5mm	88	150	1.370	34.8	-2.2	10.0	332	22	1.0 x 1.2 x 2.8	CPN-3366	1, 2, 3
7270	SC7233	4	3.386	86.00	+1.0mm	88	150	1.370	34.8	-2.2	10.0	338	22	1.0 x 1.2 x 2.8	CPN-3386	1, 2, 3
4743	SC7215	4	3.346	85.00	STD	94	150	1.252	31.8	-12.7	9.0	306	22	1.0 x 1.2 x 2.8	CPN-3347	1, 2
4356	SC7216	4	3.366	85.50	+0.5mm	94	150	1.252	31.8	-13.4	9.0	307	22	1.0 x 1.2 x 2.8	CPN-3366	1, 2
4306	SC7217	4	3.386	86.00	+1.0mm	94	150	1.252	31.8	-14.2	9.0	313	22	1.0 x 1.2 x 2.8	CPN-3386	1, 2
7169	SC7252	4	3.346	85.00	STD	100	150	1.134	28.8	-20.8	8.5	286	22	1.0 x 1.2 x 2.8	CPN-3347	1, 2
7253	SC7253	4	3.366	85.50	+0.5mm	100	150	1.134	28.8	-21.7	8.5	286	22	1.0 x 1.2 x 2.8	CPN-3366	1, 2
7273	SC7254	4	3.386	86.00	+1.0mm	100	150	1.134	28.8	-22.5	8.5	281	22	1.0 x 1.2 x 2.8	CPN-3386	1, 2
4342	SC7197	4	3.346	85.00	STD	100	150	1.134	28.8	-16.8	9.0	286	22	1.0 x 1.2 x 2.8	CPN-3347	1, 2
1792	SC7206	4	3.366	85.50	+0.5mm	100	150	1.134	28.8	-17.8	9.0	283	22	1.2 x 1.5 x 2.8	RS1616-3366	1, 2
2371	SC7208	4	3.386	86.00	+1.0mm	100	150	1.134	28.8	-18.6	9.0	285	22	1.0 x 1.2 x 2.8	CPN-3386	1, 2
7621	SC7255	4	3.346	85.00	STD	100	150	1.134	28.8	-13.2	9.5	291	22	1.0 x 1.2 x 2.8	CPN-3347	1, 2
7337	SC7256	4	3.366	85.50	+0.5mm	100	150	1.134	28.8	-13.7	9.5	292	22	1.0 x 1.2 x 2.8	CPN-3366	1, 2
7213	SC7257	4	3.386	86.00	+1.0mm	100	150	1.134	28.8	-14.2	9.5	291	22	1.0 x 1.2 x 2.8	CPN-3386	1, 2



SPORT COMPACT PISTONS

MITSUBISHI



4G63 2G (Rod 156mm, 6MM longer than stock)

Notes: 1 - Turbo or Supercharger, 2 - Nitrous, 3 - Naturally Aspirated

ID	Part #	Cyl	Bore (in)	Bore (mm)	Size	Stroke (mm)	Rod (mm)	Comp Height (in)	Comp Height (mm)	Dome/Dish CC	CR	Gram	Pin (mm)	Ring Thickness (mm)	Rings	FN
7209	SC7234	4	3.346	85.00	STD	88	156	1.134	28.8	-12.5	8.5	291	22	1.0 x 1.2 x 2.8	CPN-3347	1, 2
7408	SC7235	4	3.366	85.50	+0.5mm	88	156	1.134	28.8	-13.3	8.5	293	22	1.0 x 1.2 x 2.8	CPN-3366	1, 2
7476	SC7236	4	3.386	86.00	+1.0mm	88	156	1.134	28.8	-14.1	8.5	299	22	1.0 x 1.2 x 2.8	CPN-3386	1, 2
7549	SC7237	4	3.346	85.00	STD	88	156	1.134	28.8	-8.4	9.0	294	22	1.0 x 1.2 x 2.8	CPN-3347	1, 2
7243	SC7238	4	3.366	85.50	+0.5mm	88	156	1.134	28.8	-9.2	9.0	294	22	1.0 x 1.2 x 2.8	CPN-3366	1, 2
7505	SC7239	4	3.386	86.00	+1.0mm	88	156	1.134	28.8	-9.8	9.0	299	22	1.0 x 1.2 x 2.8	CPN-3386	1, 2
7487	SC7240	4	3.346	85.00	STD	88	156	1.134	28.8	FT -2.2	10.0	295	22	1.0 x 1.2 x 2.8	CPN-3347	1, 2, 3
7550	SC7241	4	3.366	85.50	+0.5mm	88	156	1.134	28.8	FT -2.2	10.0	298	22	1.0 x 1.2 x 2.8	CPN-3366	1, 2, 3
7634	SC7242	4	3.386	86.00	+1.0mm	88	156	1.134	28.8	FT -2.2	10.0	305	22	1.0 x 1.2 x 2.8	CPN-3386	1, 2, 3
7706	SC7243	4	3.346	85.00	STD	94	156	1.015	25.8	-16.6	8.5	270	22	1.0 x 1.2 x 2.8	CPN-3347	1, 2
7475	SC7244	4	3.366	85.50	+0.5mm	94	156	1.015	25.8	-17.4	8.5	271	22	1.0 x 1.2 x 2.8	CPN-3366	1, 2
7067	SC7245	4	3.386	86.00	+1.0mm	94	156	1.015	25.8	-18.2	8.5	303	22	1.0 x 1.2 x 2.8	CPN-3386	1, 2
8717	SC7246	4	3.346	85.00	STD	94	156	1.015	25.8	-12.7	9.0	268	22	1.0 x 1.2 x 2.8	CPN-3347	1, 2
7553	SC7247	4	3.366	85.50	+0.5mm	94	156	1.015	25.8	-13.4	9.0	275	22	1.0 x 1.2 x 2.8	CPN-3366	1, 2
7551	SC7248	4	3.386	86.00	+1.0mm	94	156	1.015	25.8	-14.1	9.0	280	22	1.0 x 1.2 x 2.8	CPN-3386	1, 2
8178	SC7249	4	3.346	85.00	STD	94	156	1.015	25.8	-6.1	10.0	273	22	1.0 x 1.2 x 2.8	CPN-3347	1, 2, 3
7177	SC7250	4	3.366	85.50	+0.5mm	94	156	1.015	25.8	-6.6	10.0	278	22	1.0 x 1.2 x 2.8	CPN-3366	1, 2, 3
7429	SC7251	4	3.386	86.00	+1.0mm	94	156	1.015	25.8	-6.6	10.0	284	22	1.0 x 1.2 x 2.8	CPN-3386	1, 2, 3

4G64 / 4G63 2G Head

Notes: 1 - Turbo or Supercharger, 2 - Nitrous, 3 - Naturally Aspirated

ID	Part #	Cyl	Bore (in)	Bore (mm)	Size	Stroke (mm)	Rod (mm)	Comp Height (in)	Comp Height (mm)	Dome/Dish CC	CR	Gram	Pin (mm)	Ring Thickness (mm)	Rings	FN
7506	SC7258	4	3.425	87.00	+0.5mm	88	156	1.370	34.8	-20.2	8.0	337	22	1.0 x 1.2 x 2.8	CPN-3425	1, 2
7681	SC7259	4	3.445	87.50	+1.0mm	88	156	1.370	34.8	-20.9	8.0	337	22	1.0 x 1.2 x 2.8	CPN-3445	1, 2
7377	SC7260	4	3.425	87.00	+0.5mm	88	156	1.370	34.8	-3.8	10.0	345	22	1.0 x 1.2 x 2.8	CPN-3425	1, 2, 3
7846	SC7261	4	3.445	87.50	+1.0mm	88	156	1.370	34.8	-4.5	10.0	355	22	1.0 x 1.2 x 2.8	CPN-3445	1, 2, 3, M
7372	SC7262	4	3.425	87.00	+0.5mm	100	156	1.134	28.8	-20.0	9.0	301	22	1.0 x 1.2 x 2.8	CPN-3425	1, 2
7333	SC7263	4	3.445	87.50	+1.0mm	100	156	1.134	28.8	-20.9	9.0	298	22	1.0 x 1.2 x 2.8	CPN-3445	1, 2
7376	SC7264	4	3.425	87.00	+0.5mm	100	156	1.134	28.8	-11.7	10.0	306	22	1.0 x 1.2 x 2.8	CPN-3425	1, 2, 3
7540	SC7265	4	3.445	87.50	+1.0mm	100	156	1.134	28.8	-12.5	10.0	307	22	1.0 x 1.2 x 2.8	CPN-3445	1, 2, 3



SPORT COMPACT PISTONS

MITSUBISHI



4G64 / EVO VIII/IX Head

Notes: 1 - Turbo or Supercharger, 2 - Nitrous.

ID	Part #	Cyl	Bore (in)	Bore (mm)	Size	Stroke (mm)	Rod (mm)	Comp Height (in)	Comp Height (mm)	Dome/Dish CC	CR	Gram	Pin (mm)	Ring Thickness (mm)	Rings	FN
7506	SC7258	4	3.425	87.00	+0.5mm	88	156	1.370	34.8	-20.2	8.5	337	22	1.0 x 1.2 x 2.8	CPN-3425	1, 2
7681	SC7259	4	3.445	87.50	+1.0mm	88	156	1.370	34.8	-20.9	8.5	337	22	1.0 x 1.2 x 2.8	CPN-3445	1, 2
7377	SC7260	4	3.425	87.00	+0.5mm	88	156	1.370	34.8	-3.8	10.5	345	22	1.0 x 1.2 x 2.8	CPN-3425	1, 2
7846	SC7261	4	3.445	87.50	+1.0mm	88	156	1.370	34.8	-4.5	10.5	355	22	1.0 x 1.2 x 2.8	CPN-3445	1,2,M
7372	SC7262	4	3.425	87.00	+0.5mm	100	156	1.134	28.8	-20.0	9.5	301	22	1.0 x 1.2 x 2.8	CPN-3425	1, 2
7333	SC7263	4	3.445	87.50	+1.0mm	100	156	1.134	28.8	-20.9	9.5	298	22	1.0 x 1.2 x 2.8	CPN-3445	1, 2
7376	SC7264	4	3.425	87.00	+0.5mm	100	156	1.134	28.8	-11.7	10.5	306	22	1.0 x 1.2 x 2.8	CPN-3425	1, 2
7540	SC7265	4	3.445	87.50	+1.0mm	100	156	1.134	28.8	-12.5	10.5	307	22	1.0 x 1.2 x 2.8	CPN-3445	1, 2

6G72T 3000GT TT

Notes: 1 - Turbo or Supercharger, 2 - Nitrous

ID	Part #	Cyl	Bore (in)	Bore (mm)	Size	Stroke (mm)	Rod (mm)	Comp Height (in)	Comp Height (mm)	Dome/Dish CC	CR	Gram	Pin (mm)	Ring Thickness (mm)	Rings	FN
1651	SC7210	6	3.617	91.9	+0.030mm	76	140.9	1.255	31.8	-16.5	8.0	358	22	1.2 x 1.5 x 3.0	RS1610-3617-0	1, 2

EVO VIII/EVO IX

Notes: 1 - Turbo or Supercharger, 2 - Nitrous.

ID	Part #	Cyl	Bore (in)	Bore (mm)	Size	Stroke (mm)	Rod (mm)	Comp Height (in)	Comp Height (mm)	Dome/Dish CC	CR	Gram	Pin (mm)	Ring Thickness (mm)	Rings	FN
7232	SC7228	4	3.346	85.00	STD	88	150	1.370	34.8	-12.5	9.0	327	22	1.0 x 1.2 x 2.8	CPN-3347	1, 2
7190	SC7229	4	3.366	85.50	+0.5mm	88	150	1.370	34.8	-13.2	9.0	328	22	1.0 x 1.2 x 2.8	CPN-3366	1, 2
7205	SC7230	4	3.386	86.00	+1.0mm	88	150	1.370	34.8	-13.9	9.0	334	22	1.0 x 1.2 x 2.8	CPN-3386	1, 2
4293	SC7199	4	3.346	85.00	STD	88	150	1.370	34.8	-8.5	9.5	327	22	1.0 x 1.2 x 2.8	CPN-3347	1, 2
1602	SC7201	4	3.366	85.50	+0.5mm	88	150	1.370	34.8	-9.2	9.5	328	22	1.2 x 1.5 x 2.8	RS1616-3366	1, 2
2369	SC7203	4	3.386	86.00	+1.0mm	88	150	1.370	34.8	-9.9	9.5	335	22	1.0 x 1.2 x 2.8	CPN-3386	1, 2
7441	SC7231	4	3.346	85.00	STD	88	150	1.370	34.8	-2.2	10.5	330	22	1.0 x 1.2 x 2.8	CPN-3347	1, 2,
7343	SC7232	4	3.366	85.50	+0.5mm	88	150	1.370	34.8	-2.2	10.5	332	22	1.0 x 1.2 x 2.8	CPN-3366	1, 2
7270	SC7233	4	3.386	86.00	+1.0mm	88	150	1.370	34.8	-2.2	10.5	338	22	1.0 x 1.2 x 2.8	CPN-3386	1, 2
4743	SC7215	4	3.346	85.00	STD	94	150	1.252	31.8	-12.7	9.5	306	22	1.0 x 1.2 x 2.8	CPN-3347	1, 2
4356	SC7216	4	3.366	85.50	+0.5mm	94	150	1.252	31.8	-13.4	9.5	307	22	1.0 x 1.2 x 2.8	CPN-3366	1, 2
4306	SC7217	4	3.386	86.00	+1.0mm	94	150	1.252	31.8	-14.2	9.5	313	22	1.0 x 1.2 x 2.8	CPN-3386	1, 2
7169	SC7252	4	3.346	85.00	STD	100	150	1.134	28.8	-20.8	9.0	286	22	1.0 x 1.2 x 2.8	CPN-3347	1, 2
7253	SC7253	4	3.366	85.50	+0.5mm	100	150	1.134	28.8	-21.7	9.0	286	22	1.0 x 1.2 x 2.8	CPN-3366	1, 2
7273	SC7254	4	3.386	86.00	+1.0mm	100	150	1.134	28.8	-22.5	9.0	281	22	1.0 x 1.2 x 2.8	CPN-3386	1, 2
4342	SC7197	4	3.346	85.00	STD	100	150	1.134	28.8	-16.8	9.5	286	22	1.0 x 1.2 x 2.8	CPN-3347	1, 2
1792	SC7206	4	3.366	85.50	+0.5mm	100	150	1.134	28.8	-17.8	9.5	283	22	1.2 x 1.5 x 2.8	RS1616-3366	1, 2
2371	SC7208	4	3.386	86.00	+1.0mm	100	150	1.134	28.8	-18.6	9.5	285	22	1.0 x 1.2 x 2.8	CPN-3386	1, 2
7621	SC7255	4	3.346	85.00	STD	100	150	1.134	28.8	-13.0	10.5	291	22	1.0 x 1.2 x 2.8	CPN-3347	1, 2
7337	SC7256	4	3.366	85.50	+0.5mm	100	150	1.134	28.8	-13.7	10.5	292	22	1.0 x 1.2 x 2.8	CPN-3366	1, 2
7213	SC7257	4	3.386	86.00	+1.0mm	100	150	1.134	28.8	-14.2	10.5	291	22	1.0 x 1.2 x 2.8	CPN-3386	1, 2

SPORT COMPACT PISTONS

MITSUBISHI



EVO VIII / EVO IX (Rod 156mm, 6MM longer than stock)

Notes: 1 - Turbo or Supercharger, 2 - Nitrous

ID	Part #	Cyl	Bore (in)	Bore (mm)	Size	Stroke (mm)	Rod (mm)	Comp Height (in)	Comp Height (mm)	Dome/Dish CC	CR	Gram	Pin (mm)	Ring Thickness (mm)	Rings	FN
7209	SC7234	4	3.346	85.00	STD	88	156	1.134	28.8	-12.5	9.0	291	22	1.0 x 1.2 x 2.8	CPN-3347	1, 2
7408	SC7235	4	3.366	85.50	+0.5mm	88	156	1.134	28.8	-13.3	9.0	293	22	1.0 x 1.2 x 2.8	CPN-3366	1, 2
7476	SC7236	4	3.386	86.00	+1.0mm	88	156	1.134	28.8	-14.1	9.0	299	22	1.0 x 1.2 x 2.8	CPN-3386	1, 2
7549	SC7237	4	3.346	85.00	STD	88	156	1.134	28.8	-8.4	9.5	294	22	1.0 x 1.2 x 2.8	CPN-3347	1, 2
7243	SC7238	4	3.366	85.50	+0.5mm	88	156	1.134	28.8	-9.2	9.5	294	22	1.0 x 1.2 x 2.8	CPN-3366	1, 2
7505	SC7239	4	3.386	86.00	+1.0mm	88	156	1.134	28.8	-9.8	9.5	299	22	1.0 x 1.2 x 2.8	CPN-3386	1, 2
7487	SC7240	4	3.346	85.00	STD	88	156	1.134	28.8	FT -2.2	10.5	295	22	1.0 x 1.2 x 2.8	CPN-3347	1, 2
7550	SC7241	4	3.366	85.50	+0.5mm	88	156	1.134	28.8	FT -2.2	10.5	298	22	1.0 x 1.2 x 2.8	CPN-3366	1, 2
7634	SC7242	4	3.386	86.00	+1.0mm	88	156	1.134	28.8	FT -2.2	10.5	305	22	1.0 x 1.2 x 2.8	CPN-3386	1, 2
7706	SC7243	4	3.346	85.00	STD	94	156	1.015	25.8	-16.6	9.0	270	22	1.0 x 1.2 x 2.8	CPN-3347	1, 2
7475	SC7244	4	3.366	85.50	+0.5mm	94	156	1.015	25.8	-17.4	9.0	271	22	1.0 x 1.2 x 2.8	CPN-3366	1, 2
7067	SC7245	4	3.386	86.00	+1.0mm	94	156	1.015	25.8	-18.2	9.0	303	22	1.0 x 1.2 x 2.8	CPN-3386	1, 2
8717	SC7246	4	3.346	85.00	STD	94	156	1.015	25.8	-12.7	9.5	268	22	1.0 x 1.2 x 2.8	CPN-3347	1, 2
7553	SC7247	4	3.366	85.50	+0.5mm	94	156	1.015	25.8	-13.4	9.5	275	22	1.0 x 1.2 x 2.8	CPN-3366	1, 2
7551	SC7248	4	3.386	86.00	+1.0mm	94	156	1.015	25.8	-14.1	9.5	280	22	1.0 x 1.2 x 2.8	CPN-3386	1, 2
8178	SC7249	4	3.346	85.00	STD	94	156	1.015	25.8	-6.1	10.5	273	22	1.0 x 1.2 x 2.8	CPN-3347	1, 2
7177	SC7250	4	3.366	85.50	+0.5mm	94	156	1.015	25.8	-6.6	10.5	278	22	1.0 x 1.2 x 2.8	CPN-3366	1, 2
7429	SC7251	4	3.386	86.00	+1.0mm	94	156	1.015	25.8	-6.6	10.5	284	22	1.0 x 1.2 x 2.8	CPN-3386	1, 2

NISSAN



CA18DET

Notes: 1 - Turbo or Supercharger, 2 - Nitrous

ID	Part #	Cyl	Bore (in)	Bore (mm)	Size	Stroke (mm)	Rod (mm)	Comp Height (in)	Comp Height (mm)	Dome/Dish CC	CR	Gram	Pin (mm)	Ring Thickness (mm)	Rings	FN
7120	SC7345	4	3.268	83.00	STD	83.6	133	1.181	30.0	-3.1	8.5	299	20	1.0 x 1.2 x 2.8	CPN-3268	1, 2
7116	SC7346	4	3.287	83.50	+0.5mm	83.6	133	1.181	30.0	-3.9	8.5	298	20	1.0 x 1.2 x 2.8	CPN-3287	1, 2
7047	SC7347	4	3.307	84.00	+1.0mm	83.6	133	1.181	30.0	-4.5	8.5	304	20	1.0 x 1.2 x 2.8	CPN-3307	1, 2
7239	SC7348	4	3.327	84.50	+1.5mm	83.6	133	1.181	30.0	-5.1	8.5	304	20	1.0 x 1.2 x 2.8	CPN-3327	1, 2
7238	SC7349	4	3.268	83.00	STD	83.6	133	1.181	30.0	0.6	9.0	302	20	1.0 x 1.2 x 2.8	CPN-3268	1, 2
7364	SC7350	4	3.287	83.50	+0.5mm	83.6	133	1.181	30.0	0.0	9.0	298	20	1.0 x 1.2 x 2.8	CPN-3287	1, 2
7266	SC7351	4	3.307	84.00	+1.0mm	83.6	133	1.181	30.0	-0.6	9.0	304	20	1.0 x 1.2 x 2.8	CPN-3307	1, 2
7242	SC7352	4	3.327	84.50	+1.5mm	83.6	133	1.181	30.0	-1.3	9.0	305	20	1.0 x 1.2 x 2.8	CPN-3327	1, 2

KA24E/KA24DE

Notes: 1 - Turbo or Supercharger, 2 - Nitrous, 8 - CR with KA24DE is 9.0:1. KA24E is 8.0:1

ID	Part #	Cyl	Bore (in)	Bore (mm)	Size	Stroke (mm)	Rod (mm)	Comp Height (in)	Comp Height (mm)	Dome/Dish CC	CR	Gram	Pin (mm)	Ring Thickness (mm)	Rings	FN
1827	SC7299	4	3.504	89.00	STD	96.0	165	1.339	34.0	-20.2	8.0(E)/9.0(DE)	362	21	1.0 x 1.2 x 2.8	CPN-3504	1, 2, 8
1687	SC7300	4	3.524	89.50	+0.5mm	96.0	165	1.339	34.0	-21.2	8.0(E)/9.0(DE)	346	21	1.0 x 1.2 x 2.8	CPN-3524	1, 2, 8

SPORT COMPACT PISTONS

NISSAN



RB25DET

Notes: 1 - Turbo or Supercharger, 2 - Nitrous

ID	Part #	Cyl	Bore (in)	Bore (mm)	Size	Stroke (mm)	Rod (mm)	Comp Height (in)	Comp Height (mm)	Dome/Dish CC	CR	Gram	Pin (mm)	Ring Thickness (mm)	Rings	FN
2403	SC7307	6	3.386	86.00	STD	71.7	121.5	1.240	31.5	11.8	8.5	355	21	1.0 x 1.2 x 2.8	CPN-3386	1, 2
3233	SC7308	6	3.406	86.50	+0.5mm	71.7	121.5	1.240	31.5	11.2	8.5	361	21	1.0 x 1.2 x 2.8	CPN-3406	1, 2
4130	SC73081	6	3.425	87.00	+1.0mm	71.7	121.5	1.240	31.5	10.6	8.5	355	21	1.0 x 1.2 x 2.8	CPN-3425	1, 2
7211	SC7304	6	3.386	86.00	STD	71.7	121.5	1.240	31.5	15.3	9.0	360	21	1.0 x 1.2 x 2.8	CPN-3386	1, 2
7039	SC7305	6	3.406	86.50	+0.5mm	71.7	121.5	1.240	31.5	14.7	9.0	363	21	1.0 x 1.2 x 2.8	CPN-3406	1, 2
7233	SC7306	6	3.425	87.00	+1.0mm	71.7	121.5	1.240	31.5	14.2	9.0	344	21	1.0 x 1.2 x 2.8	CPN-3425	1, 2

RB25DET NEO

Notes: 1 - Turbo or Supercharger, 2 - Nitrous

ID	Part #	Cyl	Bore (in)	Bore (mm)	Size	Stroke (mm)	Rod (mm)	Comp Height (in)	Comp Height (mm)	Dome/Dish CC	CR	Gram	Pin (mm)	Ring Thickness (mm)	Rings	FN
7269	SC7296	6	3.386	86.00	STD	71.7	121.5	1.220	31.0	8.1	9.0	329	21	1.0 x 1.2 x 2.8	CPN-3386	1, 2
7106	SC7297	6	3.406	86.50	+0.5mm	71.7	121.5	1.220	31.0	7.5	9.0	329	21	1.0 x 1.2 x 2.8	CPN-3406	1, 2
7081	SC7298	6	3.425	87.00	+1.0mm	71.7	121.5	1.220	31.0	7.0	9.0	334	21	1.0 x 1.2 x 2.8	CPN-3425	1, 2

RB26DETT

Notes: 1 - Turbo or Supercharger, 2 - Nitrous

ID	Part #	Cyl	Bore (in)	Bore (mm)	Size	Stroke (mm)	Rod (mm)	Comp Height (in)	Comp Height (mm)	Dome/Dish CC	CR	Gram	Pin (mm)	Ring Thickness (mm)	Rings	FN
3228	SC7309	6	3.386	86.00	STD	73.7	121.5	1.193	30.3	16.8	8.5	362	21	1.0 x 1.2 x 2.8	CPN-3386	1, 2
1834	SC7310	6	3.406	86.50	+0.5mm	73.7	121.5	1.193	30.3	16.2	8.5	357	21	1.2 x 1.5 x 3.0	RS1610-3406	1, 2
3179	SC7311	6	3.425	87.00	+1.0mm	73.7	121.5	1.193	30.3	15.5	8.5	363	21	1.0 x 1.2 x 2.8	CPN-3425	1, 2
7366	SC7312	6	3.386	86.00	STD	73.7	121.5	1.193	30.3	20.4	9.0	365	21	1.0 x 1.2 x 2.8	CPN-3386	1, 2
7046	SC7313	6	3.406	86.50	+0.5mm	73.7	121.5	1.193	30.3	19.8	9.0	371	21	1.0 x 1.2 x 2.8	CPN-3406	1, 2
7040	SC7314	6	3.425	87.00	+1.0mm	73.7	121.5	1.193	30.3	19.2	9.0	376	21	1.0 x 1.2 x 2.8	CPN-3425	1, 2

RB30 / RB25DET bottom end with RB25 head

Notes: 1 - Turbo or Supercharger, 2 - Nitrous

ID	Part #	Cyl	Bore (in)	Bore (mm)	Size	Stroke (mm)	Rod (mm)	Comp Height (in)	Comp Height (mm)	Dome/Dish CC	CR	Gram	Pin (mm)	Ring Thickness (mm)	Rings	FN
7399	SC7301	6	3.386	86.00	STD	85	152.5	1.280	32.5	0.0	FT (8.5)	334	21	1.0 x 1.2 x 2.8	CPN-3386	1, 2
7086	SC7302	6	3.406	86.50	+0.5mm	85	152.5	1.280	32.5	0.0	FT (8.5)	334	21	1.0 x 1.2 x 2.8	CPN-3406	1, 2
7179	SC7303	6	3.425	87.00	+1.0mm	85	152.5	1.280	32.5	0.0	FT (8.5)	340	21	1.0 x 1.2 x 2.8	CPN-3425	1, 2

RB30/RB26DETT

Notes: 1 - Turbo or Supercharger, 2 - Nitrous

ID	Part #	Cyl	Bore (in)	Bore (mm)	Size	Stroke (mm)	Rod (mm)	Comp Height (in)	Comp Height (mm)	Dome/Dish CC	CR	Gram	Pin (mm)	Ring Thickness (mm)	Rings	FN
7399	SC7301	6	3.386	86.00	STD	85	152.5	1.280	32.5	0.0	FT (8.2)	334	21	1.0 x 1.2 x 2.8	CPN-3386	1, 2
7086	SC7302	6	3.406	86.50	+0.5mm	85	152.5	1.280	32.5	0.0	FT (8.2)	334	21	1.0 x 1.2 x 2.8	CPN-3406	1, 2
7179	SC7303	6	3.425	87.00	+1.0mm	85	152.5	1.280	32.5	0.0	FT (8.2)	340	21	1.0 x 1.2 x 2.8	CPN-3425	1, 2

SPORT COMPACT PISTONS

NISSAN



SR20DE/DET

Notes: 1 - Turbo or Supercharger, 2 - Nitrous, 3 - Naturally Aspirated

ID	Part #	Cyl	Bore (in)	Bore (mm)	Size	Stroke (mm)	Rod (mm)	Comp Height (in)	Comp Height (mm)	Dome/Dish CC	CR	Gram	Pin (mm)	Ring Thickness (mm)	Rings	FN
3177	SC73241	4	3.386	86.00	STD	86	136.25	1.260	32.0	-15.0	8.5	321	22	1.0 x 1.2 x 2.8	CPN-3386	1, 2
1896	SC7327	4	3.406	86.50	+0.5mm	86	136.25	1.260	32.0	-15.5	8.5	310	22	1.2 x 1.5 x 3.0	RS1610-3406	1, 2
1897	SC7328	4	3.425	87.00	+1.0mm	86	136.25	1.260	32.0	-16.3	8.5	316	22	1.0 x 1.2 x 2.8	CPN-3425	1, 2
4318	SC73281	4	3.465	88.00	+2.0mm	86	136.25	1.260	32.0	-17.6	8.5	346	22	1.0 x 1.2 x 2.8	CPN-3465	1, 2
3246	SC73291	4	3.543	90.00	+4.0mm	86	136.25	1.260	32.0	-20.8	8.5	360	22	1.0 x 1.2 x 2.8	CPN-3543	1, 2
449	SC7324	4	3.386	86.00	STD	86	136.25	1.260	32.0	-10.1	9.0	324	22	1.0 x 1.2 x 2.8	CPN-3386	1, 2
1629	SC7325	4	3.406	86.50	+0.5mm	86	136.25	1.260	32.0	-10.7	9.0	321	22	1.2 x 1.5 x 3.0	RS1610-3406	1, 2
4394	SC73261	4	3.465	88.00	+2.0mm	86	136.25	1.260	32.0	-13.3	9.0	348	22	1.0 x 1.2 x 2.8	CPN-3465	1, 2
1895	SC7326	4	3.425	87.00	+1.0mm	86	136.25	1.260	32.0	-11.4	9.0	321	22	1.0 x 1.2 x 2.8	CPN-3425	1, 2
3159	SC7329	4	3.543	90.00	+4.0mm	86	136.25	1.260	32.0	-16.2	9.0	360	22	1.0 x 1.2 x 2.8	CPN-3543	1, 2
1892	SC7320	4	3.406	86.50	+0.5mm	86	136.25	1.260	32.0	0.0	11.0	326	22	1.2 x 1.5 x 3.0	RS1610-3406	1, 2, 3
1893	SC7321	4	3.425	87.00	+1.0mm	86	136.25	1.260	32.0	0.0	11.0	331	22	1.0 x 1.2 x 2.8	CPN-3425	1, 2, 3

SR20VE/VET

Notes: 1 - Turbo or Supercharger, 2 - Nitrous, 3 - Naturally Aspirated, 11 - Compression ratio figured with 48CC head & 1.2mm Head Gasket

ID	Part #	Cyl	Bore (in)	Bore (mm)	Size	Stroke (mm)	Rod (mm)	Comp Height (in)	Comp Height (mm)	Dome/Dish CC	CR	Gram	Pin (mm)	Ring Thickness (mm)	Rings	FN
4347	SC7324V	4	3.386	86.00	STD	86	136.25	1.260	32.0	-13.1	9.0	302	22	1.0 x 1.2 x 2.8	CPN-3386	1, 2
4344	SC7325V	4	3.406	86.50	+0.5mm	86	136.25	1.260	32.0	-13.8	9.0	302	22	1.0 x 1.2 x 2.8	CPN-3406	1, 2
4346	SC73261V	4	3.465	88.00	+2.0mm	86	136.25	1.260	32.0	-16.2	9.0	330	22	1.0 x 1.2 x 2.8	CPN-3465	1, 2
4345	SC73264V	4	3.524	89.50	+3.5mm	86	136.25	1.260	32.0	-18.1	9.0	341	22	1.0 x 1.2 x 2.8	CPN-3524	1, 2
4319	SC7326V	4	3.425	87.00	+1.0mm	86	136.25	1.260	32.0	-14.6	9.0	308	22	1.0 x 1.2 x 2.8	CPN-3425	1, 2
4343	SC7329V	4	3.543	90.00	+4.0mm	86	136.25	1.260	32.0	-18.9	9.0	347	22	1.0 x 1.2 x 2.8	CPN-3543	1, 2
4316	SC7329VS	4	3.543	90.00	+4.0mm	86	136.25	1.260	32.0	-12.7	9.0	333	22	1.0 x 1.2 x 2.8	CPN-3543	1, 2, 11
4312	SC7340V	4	3.386	86.00	STD	86	136.25	1.260	32.0	6.2	12.5	324	22	1.0 x 1.2 x 2.8	CPN-3386	3
4886	SC7341V	4	3.406	86.50	+0.5mm	86	136.25	1.260	32.0	5.7	12.5	333	22	1.0 x 1.2 x 2.8	CPN-3406	3
4406	SC7342V	4	3.425	87.00	+1.0mm	86	136.25	1.260	32.0	5.4	12.5	328	22	1.0 x 1.2 x 2.8	CPN-3425	3
5569	SC7343V	4	3.524	89.50	+3.5mm	86	136.25	1.260	32.0	3.2	12.5	329	22	1.0 x 1.2 x 2.8	CPN-3524	3
4623	SC7344V	4	3.543	90.00	+4.0mm	86	136.25	1.260	32.0	2.7	12.5	332	22	1.0 x 1.2 x 2.8	CPN-3543	3

VG30DE

Notes: 2 - Nitrous, 3 - Naturally Aspirated

ID	Part #	Cyl	Bore (in)	Bore (mm)	Size	Stroke (mm)	Rod (mm)	Comp Height (in)	Comp Height (mm)	Dome/Dish CC	CR	Gram	Pin (mm)	Ring Thickness (mm)	Rings	FN
1636	SC7330	6	3.445	87.50	+0.5mm	83	154.2	1.260	32.0	4.9	10.5	326	22	1.5 x 1.5 x 2.8	RS1116-3445	3

VG30DETT

Notes: 1 - Turbo or Supercharger, 2 - Nitrous

ID	Part #	Cyl	Bore (in)	Bore (mm)	Size	Stroke (mm)	Rod (mm)	Comp Height (in)	Comp Height (mm)	Dome/Dish CC	CR	Gram	Pin (mm)	Ring Thickness (mm)	Rings	FN
1573	SC7335	6	3.445	87.50	+0.5mm	83	154.2	1.260	32.0	-8.1	8.5	336	22	1.5 x 1.5 x 2.8	RS1116-3445	1, 2
2366	SC7336	6	3.465	88.00	+1.0mm	83	154.2	1.260	32.0	-9.6	8.5	349	22	1.5 x 1.5 x 2.8	RS1116-3465	1, 2

SPORT COMPACT PISTONS

NISSAN

VQ35DE / VQ35HR

Notes: 1 - Turbo or Supercharger, 2 - Nitrous

ID	Part #	Cyl	Bore (in)	Bore (mm)	Size	Stroke (mm)	Rod (mm)	Comp Height (in)	Comp Height (mm)	Dome/Dish CC	CR	Gram	Pin (mm)	Ring Thickness (mm)	Rings	FN
1749	SC7337	6	3.760	95.50	STD	81.4	144.2	1.167	29.6	-12.2	8.5 (DE) 8.25(HR)	371	22	1.2 x 1.2 x 2.5	RS165A-3760	1, 2,
4984	SC7339	6	3.770	95.75	+0.25mm	81.4	144.2	1.167	29.6	-12.6	8.5 (DE) 8.25(HR)	380	22	1.2 x 1.2 x 2.5	RS165A-3770	1, 2,
2404	SC7338	6	3.780	96.00	+0.5mm	81.4	144.2	1.167	29.6	-13.0	8.5 (DE) 8.25(HR)	379	22	1.2 x 1.2 x 2.5	RS165A-3780	1, 2,
3178	SC73371	6	3.760	95.50	STD	81.4	144.2	1.167	29.6	7.2	11 (DE) 10.75(HR)	383	22	1.2 x 1.2 x 2.5	RS165A-3760	2, 3,
5778	SC73391	6	3.770	95.75	+0.25mm	81.4	144.2	1.167	29.6	6.9	11 (DE) 10.75(HR)	392	22	1.2 x 1.2 x 2.5	RS165A-3770	2, 3,
2264	SC73381	6	3.780	96.00	+0.5mm	81.4	144.2	1.167	29.6	6.6	11 (DE) 10.75(HR)	390	22	1.2 x 1.2 x 2.5	RS165A-3780	2, 3,

VR38DETT GTR

Notes: 1 - Turbo or Supercharger, 2 - Nitrous, 12 - includes .190 wall pins, H - Heavy Duty,

ID	Part #	Cyl	Bore (in)	Bore (mm)	Size	Stroke (mm)	Rod (mm)	Comp Height (in)	Comp Height (mm)	Dome/Dish CC	CR	Gram	Pin (mm)	Ring Thickness (mm)	Rings	FN
7103	SC7353	6	3.760	95.50	STD	88.4	165	1.350	34.3	-3.9	9.0	412	23	1.0 x 1.2 x 2.0	CPN2-3760	1,2,12
HD 8967	SC8353	6	3.7598	95.50	STD	88.4	165	1.350	34.3	3	10.0	466	23	1.2 x 1.2 x 2.5	CALL	1, 2, H
7113	SC7354	6	3.780	96.00	+0.5mm	88.4	165	1.350	34.3	-4.8	9.0	419	23	1.0 x 1.2 x 2.0	CPN2-3780	1,2,12
7392	SC7355	6	3.760	95.50	STD	94.4	165	1.232	31.3	-9.3	9.0	395	23	1.0 x 1.2 x 2.0	CPN2-3760	1,2,12
HD 8968	SC8355	6	3.7598	95.50	STD	94.4	165	1.232	31.3	-1.7	10.0	439	23	1.2 x 1.2 x 2.5	CALL	1,2,H
8107	SC7356	6	3.780	96.00	+0.5mm	94.4	165	1.232	31.3	-10.2	9.0	404	23	1.0 x 1.2 x 2.0	CPN2-3760	1,2,12,M



SPORT COMPACT PISTONS

SUBARU

EJ20 WRX / EJ205

Notes: 1 - Turbo or Supercharger, 2 - Nitrous, 10 - No locks supplied, use factory locks

ID	Part #	Cyl	Bore (in)	Bore (mm)	Size	Stroke (mm)	Rod (mm)	Comp Height (in)	Comp Height (mm)	Dome/Dish CC	CR	Gram	Pin (mm)	Ring Thickness (mm)	Rings	FN
4173	SC7399	4	3.622	92.00	STD	75	130.5	1.285	32.6	-8.2	8.5	359	23	1.2 x 1.5 x 4.0	RS1317-3622	1,2,10
1642	SC7400	4	3.642	92.50	+0.5mm	75	130.5	1.285	32.6	-8.9	8.5	365	23	1.2 x 1.5 x 4.0	RS1317-3642	1,2,10
4275	SC7401	4	3.661	93.00	+1.0mm	75	130.5	1.285	32.6	-9.5	8.5	378	23	1.2 x 1.5 x 4.0	RS1317-3661	1,2,10

EJ25 DOHC

Notes: 1 - Turbo or Supercharger, 2 - Nitrous, 10 - No locks supplied, use factory locks

ID	Part #	Cyl	Bore (in)	Bore (mm)	Size	Stroke (mm)	Rod (mm)	Comp Height (in)	Comp Height (mm)	Dome/Dish CC	CR	Gram	Pin (mm)	Ring Thickness (mm)	Rings	FN
1898	SC7410	4	3.937	100.00	+0.5mm	79	131.25	1.193	30.3	-21.8	8.5	397	23	1.2 x 1.5 x 2.8	RS1616-3937-0	1,2,10

EJ255 WRX

Notes: 1 - Turbo or Supercharger, 2 - Nitrous, 10 - No locks supplied, use factory locks

ID	Part #	Cyl	Bore (in)	Bore (mm)	Size	Stroke (mm)	Rod (mm)	Comp Height (in)	Comp Height (mm)	Dome/Dish CC	CR	Gram	Pin (mm)	Ring Thickness (mm)	Rings	FN
6080	SC7431	4	3.937	100.00	+0.5mm	79	130.5	1.208	30.7	-24.3	8.4	396	23	1.2 x 1.2 x 2.0	RS1658-3937	1,2,10

EJ257 WRX STI

Notes: 1 - Turbo or Supercharger, 2 - Nitrous, 10 - No locks supplied, use factory locks

ID	Part #	Cyl	Bore (in)	Bore (mm)	Size	Stroke (mm)	Rod (mm)	Comp Height (in)	Comp Height (mm)	Dome/Dish CC	CR	Gram	Pin (mm)	Ring Thickness (mm)	Rings	FN
2342	SC7420	4	3.917	99.50	STD	79	130.5	1.208	30.7	-21.0	8.2	392	23	1.2 x 1.2 x 2.0	RS1658-3917	1,2,10
2642	SC7421	4	3.937	100.00	+0.5mm	79	130.5	1.208	30.7	-21.0	8.2	400	23	1.2 x 1.2 x 2.0	RS1658-3937	1,2,10
4314	SC7422	4	3.927	99.75	+0.25mm	79	130.5	1.208	30.7	-21.0	8.2	399	23	1.2 x 1.2 x 2.0	RS1658-3927	1,2,10
7158	SC7423	4	3.957	100.50	+1.0mm	79	130.5	1.208	30.7	-21.0	8.2	384	23	1.2 x 1.2 x 2.0	RS1658-3957	1,2,10
4979	SC7425	4	3.9175	99.50	STD	79	130.5	1.208	30.7	-14.2	9.0	401	23	1.2 x 1.2 x 2.0	RS1658-3917	1,2,10
4899	SC7426	4	3.927	99.75	+0.25mm	79	130.5	1.208	30.7	-14.5	9.0	404	23	1.2 x 1.2 x 2.0	RS1658-3927	1,2,10
5010	SC7427	4	3.937	100.00	+0.5mm	79	130.5	1.208	30.7	-14.9	9.0	408	23	1.2 x 1.2 x 2.0	RS1658-3937	1,2,10
7336	SC7428	4	3.957	100.50	+1.0mm	79	130.5	1.208	30.7	-15.6	9.0	393	23	1.2 x 1.2 x 2.0	RS1658-3957	1,2,10
7121	SC7415	4	3.9175	99.50	STD	79	130.5	1.208	30.7	FT -7.4	10.0	438	23	1.2 x 1.2 x 2.0	RS1658-3917	1,2,10
7556	SC7416	4	3.927	99.75	+0.25mm	79	130.5	1.208	30.7	FT -7.4	10.0	439	23	1.2 x 1.2 x 2.0	RS1658-3927	1,2,10
7473	SC7417	4	3.937	100.00	+0.5mm	79	130.5	1.208	30.7	-6.3	10.0	435	23	1.2 x 1.2 x 2.0	RS1658-3937	1,2,10
8060	SC7418	4	3.957	100.50	+1.0mm	79	130.5	1.208	30.7	-6.9	10.0	440	23	1.2 x 1.2 x 2.0	RS1658-3957	1,2,10



SPORT COMPACT PISTONS

SUBARU



EJ257 WRX STI (stroker)

Notes: 1 - Turbo or Supercharger, 2 - Nitrous, 10 - No locks supplied, use factory locks

ID	Part #	Cyl	Bore (in)	Bore (mm)	Size	Stroke (mm)	Rod (mm)	Comp Height (in)	Comp Height (mm)	Dome/Dish CC	CR	Gram	Pin (mm)	Ring Thickness (mm)	Rings	FN
7492	SC7433	4	3.9175	99.50	STD	83	130.5	1.123	28.5	-22.1	8.5	391	23	1.2 x 1.2 x 2.0	RS1658-3917	1,2,10
7819	SC7434	4	3.927	99.75	+0.25mm	83	130.5	1.123	28.5	-22.5	8.5	396	23	1.2 x 1.2 x 2.0	RS1658-3927	1,2,10
7369	SC7435	4	3.937	100.00	+0.5mm	83	130.5	1.123	28.5	-22.9	8.5	398	23	1.2 x 1.2 x 2.0	RS1658-3937	1,2,10
7358	SC7436	4	3.957	100.50	+1.0mm	83	130.5	1.123	28.5	-23.7	8.5	377	23	1.2 x 1.2 x 2.0	RS1658-3957	1,2,10
7488	SC7437	4	3.9175	99.50	STD	83	130.5	1.123	28.5	-16.7	9.0	391	23	1.2 x 1.2 x 2.0	RS1658-3917	1,2,10
7440	SC7438	4	3.927	99.75	+0.25mm	83	130.5	1.123	28.5	-17.1	9.0	394	23	1.2 x 1.2 x 2.0	RS1658-3927	1,2,10
7516	SC7439	4	3.937	100.00	+0.5mm	83	130.5	1.123	28.5	-17.5	9.0	398	23	1.2 x 1.2 x 2.0	RS1658-3937	1,2,10
7705	SC7440	4	3.957	100.50	+1.0mm	83	130.5	1.123	28.5	-18.2	9.0	394	23	1.2 x 1.2 x 2.0	RS1658-3957	1,2,10
7620	SC7441	4	3.9175	99.50	STD	83	130.5	1.123	28.5	-7.8	10.0	416	23	1.2 x 1.2 x 2.0	RS1658-3917	1,2,10,M
7670	SC7442	4	3.927	99.75	+0.25mm	83	130.5	1.123	28.5	-8.1	10.0	395	23	1.2 x 1.2 x 2.0	RS1658-3927	1,2,10
7611	SC7443	4	3.937	100.00	+0.5mm	83	130.5	1.123	28.5	-8.4	10.0	395	23	1.2 x 1.2 x 2.0	RS1658-3937	1,2,10
876	SC7444	4	3.957	100.50	+1.0mm	83	130.5	1.123	28.5	-9.0	10.0	401	23	1.2 x 1.2 x 2.0	RS1658-3957	1,2,10

FA20 / 4U-GSE

Notes: 1 - Turbo or Supercharger, 2 - Nitrous

ID	Part #	Cyl	Bore (in)	Bore (mm)	Size	Stroke (mm)	Rod (mm)	Comp Height (in)	Comp Height (mm)	Dome/Dish CC	CR	Gram	Pin (mm)	Ring Thickness (mm)	Rings	FN
7563	SC7402	4	3.386	86	STD	86	129.3	1.292	32.8	-18.3	9.0	320	22	1.0 x 1.2 x 2.0	CPN2-3386	1, 2
8755	SC7403	4	3.406	86.5	+0.5mm	86	129.3	1.292	32.8	-19.0	9.0	312	22	1.0 x 1.2 x 2.8	CPN-3406	1, 2
7562	SC7405	4	3.386	86	STD	86	129.3	1.292	32.8	-11.4	10.0	338	22	1.0 x 1.2 x 2.0	CPN2-3386	1, 2
8756	SC7406	4	3.406	86.5	+0.5mm	86	129.3	1.292	32.8	-12.1	10.0	333	22	1.0 x 1.2 x 2.8	CPN-3406	1, 2

FA20DIT

Notes: 1 - Turbo or Supercharger, 2 - Nitrous

ID	Part #	Cyl	Bore (in)	Bore (mm)	Size	Stroke (mm)	Rod (mm)	Comp Height (in)	Comp Height (mm)	Dome/Dish CC	CR	Gram	Pin (mm)	Ring Thickness (mm)	Rings	FN
9731	SC7407	4	3.386	86	STD	86	129.3	1.285	32.6	-10.0	10.5	343	22	1.2 x 1.2 x 2.0	CPT-3386PVD	1, 2
9732	SC7408	4	3.406	86.5	+0.5mm	86	129.3	1.285	32.6	-10.7	10.5	344	22	1.2 x 1.2 x 2.0	CPT-3406PVD	1, 2

TOYOTA



1JZGTE

Notes: 1 - Turbo or Supercharger, 2 - Nitrous

ID	Part #	Cyl	Bore (in)	Bore (mm)	Size	Stroke (mm)	Rod (mm)	Comp Height (in)	Comp Height (mm)	Dome/Dish CC	CR	Gram	Pin (mm)	Ring Thickness (mm)	Rings	FN
7264	SC7471	6	3.386	86.00	STD	71.5	125.25	1.338	34.0	-4.5	9.0	333	22	1.0 x 1.2 x 2.8	CPN-3386	1, 2
7212	SC7472	6	3.406	86.50	+0.5mm	71.5	125.25	1.338	34.0	-4.5	9.0	335	22	1.0 x 1.2 x 2.8	CPN-3406	1, 2
7151	SC7473	6	3.425	87.00	+1.0mm	71.5	125.25	1.338	34.0	-4.5	9.0	337	22	1.0 x 1.2 x 2.8	CPN-3425	1, 2
7489	SC7474	6	3.445	87.50	+1.5mm	71.5	125.25	1.338	34.0	-4.5	9.0	355	22	1.0 x 1.2 x 2.8	CPN-3445	1, 2

SPORT COMPACT PISTONS

TOYOTA



1NZFE

Notes: 1 - Turbo or Supercharger, 2 - Nitrous, 3 - Naturally Aspirated

ID	Part #	Cyl	Bore (in)	Bore (mm)	Size	Stroke (mm)	Rod (mm)	Comp Height (in)	Comp Height (mm)	Dome/Dish CC	CR	Gram	Pin (mm)	Ring Thickness (mm)	Rings	FN
4341	SC7445	4	2.953	75.00	STD	84.7	140.8	1.089	27.7	-15.5	9.0	229	18	1.0 x 1.2 x 2.8	CPN-2953	1, 2
4340	SC7446	4	2.972	75.50	+0.5mm	84.7	140.8	1.089	27.7	-16.1	9.0	233	18	1.0 x 1.2 x 2.8	CPN-2972	1, 2
7043	SC7447	4	2.953	75.00	STD	84.7	140.8	1.089	27.7	-4.3	11.5	226	18	1.0 x 1.2 x 2.8	CPN-2953	3
7044	SC7448	4	2.972	75.50	+0.5mm	84.7	140.8	1.089	27.7	-4.7	11.5	232	18	1.0 x 1.2 x 2.8	CPN-2972	3

2AZFE / Scion TC

Notes: 1 - Turbo or Supercharger, 2 - Nitrous

ID	Part #	Cyl	Bore (in)	Bore (mm)	Size	Stroke (mm)	Rod (mm)	Comp Height (in)	Comp Height (mm)	Dome/Dish CC	CR	Gram	Pin (mm)	Ring Thickness (mm)	Rings	FN
3572	SC7455	4	3.484	88.50	STD	96	149.5	1.310	33.3	-21.8	9.0	348	22	1.0 x 1.2 x 2.8	CPN-3484	1, 2
4315	SC7456	4	3.504	89.00	+0.5mm	96	149.5	1.310	33.3	-22.6	9.0	354	22	1.0 x 1.2 x 2.8	CPN-3504	1, 2

2JZGTE

Notes: 1 - Turbo or Supercharger, 2 - Nitrous, H- Heavy Duty

ID	Part #	Cyl	Bore (in)	Bore (mm)	Size	Stroke (mm)	Rod (mm)	Comp Height (in)	Comp Height (mm)	Dome/Dish CC	CR	Gram	Pin (mm)	Ring Thickness (mm)	Rings	FN
3235	SC7459	6	3.386	86.00	STD	86	142	1.338	34.0	-13.0	8.5	327	22	1.0 x 1.2 x 2.8	CPN-3386	1, 2
1723	SC7460	6	3.406	86.50	+0.5mm	86	142	1.338	34.0	-13.8	8.5	327	22	1.2 x 1.5 x 3.0	RS1610-3406	1, 2
2252	SC7461	6	3.425	87.00	+1.0mm	86	142	1.338	34.0	-14.6	8.5	330	22	1.0 x 1.2 x 2.8	CPN-3425	1, 2
7312	SC7462	6	3.445	87.50	+1.5mm	86	142	1.338	34.0	-15.1	8.5	351	22	1.0 x 1.2 x 2.8	CPN-3445	1, 2
7363	SC7463	6	3.386	86.00	STD	86	142	1.338	34.0	-8.8	9.0	331	22	1.0 x 1.2 x 2.8	CPN-3386	1, 2
7216	SC7464	6	3.406	86.50	+0.5mm	86	142	1.338	34.0	-9.6	9.0	329	22	1.0 x 1.2 x 2.8	CPN-3406	1, 2
7381	SC7465	6	3.425	87.00	+1.0mm	86	142	1.338	34.0	-10.1	9.0	335	22	1.0 x 1.2 x 2.8	CPN-3425	1, 2
7543	SC7466	6	3.445	87.50	+1.5mm	86	142	1.338	34.0	-10.8	9.0	354	22	1.0 x 1.2 x 2.8	CPN-3445	1, 2
7264	SC7471	6	3.386	86.00	STD	86	142	1.338	34.0	FT -4.5	10.0	333	22	1.0 x 1.2 x 2.8	CPN-3386	1, 2
7212	SC7472	6	3.406	86.50	+0.5mm	86	142	1.338	34.0	FT -4.5	10.0	335	22	1.0 x 1.2 x 2.8	CPN-3406	1, 2
HD 9038	SC8472	6	3.4055	86.50	+0.5mm	86	142	1.338	34.0	-2.5	10.0	385	22	1.2 x 1.2 x 2.0	GPT-3406PVD	1, 2, H
7151	SC7473	6	3.425	87.00	+1.0mm	86	142	1.338	34.0	FT -4.5	10.0	337	22	1.0 x 1.2 x 2.8	CPN-3425	1, 2
HD 9037	SC8473	6	3.425	87.00	+1.0mm	86	142	1.338	34.0	-2.8	10.0	391	22	1.2 x 1.2 x 2.0	GPT-3425PVD	1, 2, H
7489	SC7474	6	3.445	87.50	+1.5mm	86	142	1.338	34.0	FT -4.5	10.0	355	22	1.0 x 1.2 x 2.8	CPN-3445	1, 2

3SGTE

Notes: 1 - Turbo or Supercharger, 2 - Nitrous

ID	Part #	Cyl	Bore (in)	Bore (mm)	Size	Stroke (mm)	Rod (mm)	Comp Height (in)	Comp Height (mm)	Dome/Dish CC	CR	Gram	Pin (mm)	Ring Thickness (mm)	Rings	FN
3134	SC7449	4	3.386	86.00	STD	86	138	1.375	34.9	-8.8	9.0	332	22	1.0 x 1.2 x 2.8	CPN-3386	1, 2
1702	SC7450	4	3.406	86.50	+0.5mm	86	138	1.375	34.9	-9.6	9.0	327	22	1.2 x 1.5 x 3.0	RS1610-3406	1, 2
4627	SC7453	4	3.425	87.00	+1.0mm	86	138	1.375	34.9	-10.3	9.0	337	22	1.0 x 1.2 x 2.8	CPN-3425	1, 2

SPORT COMPACT PISTONS

TOYOTA



4AG 16V

Notes: 1 - Turbo or Supercharger, 2 - Nitrous, 3 - Naturally Aspirated

ID	Part #	Cyl	Bore (in)	Bore (mm)	Size	Stroke (mm)	Rod (mm)	Comp Height (in)	Comp Height (mm)	Dome/Dish CC	CR	Gram	Pin (mm)	Ring Thickness (mm)	Rings	FN
7234	SC7650	4	3.209	81.50	+0.5mm	77	122	1.208	30.7	-8.7	9.0	291	20	1.0 x 1.2 x 2.8	CPN-3209	1, 2
7204	SC7651	4	3.228	82.00	+1.0mm	77	122	1.208	30.7	-9.3	9.0	294	20	1.0 x 1.2 x 2.8	CPN-3228	1, 2
7170	SC7653	4	3.209	81.50	+0.5mm	77	122	1.208	30.7	5.0	12.0	290	20	1.0 x 1.2 x 2.8	CPN-3209	3
7388	SC7654	4	3.228	82.00	+1.0mm	77	122	1.208	30.7	4.5	12.0	290	20	1.0 x 1.2 x 2.8	CPN-3228	3

4AG 20V

Notes: 1 - Turbo or Supercharger, 2 - Nitrous, 3 - Naturally Aspirated

ID	Part #	Cyl	Bore (in)	Bore (mm)	Size	Stroke (mm)	Rod (mm)	Comp Height (in)	Comp Height (mm)	Dome/Dish CC	CR	Gram	Pin (mm)	Ring Thickness (mm)	Rings	FN
7170	SC7656	4	3.209	81.50	+0.5mm	77	122	1.208	30.7	-8.7	9.0	283	20	1.0 x 1.2 x 2.8	CPN-3209	1, 2
7229	SC7657	4	3.228	82.00	+1.0mm	77	122	1.208	30.7	-9.3	9.0	288	20	1.0 x 1.2 x 2.8	CPN-3228	1, 2
7222	SC7659	4	3.209	81.50	+0.5mm	77	122	1.208	30.7	6.0	12.0	281	20	1.0 x 1.2 x 2.8	CPN-3209	3
7203	SC7660	4	3.228	82.00	+1.0mm	77	122	1.208	30.7	5.5	12.0	281	20	1.0 x 1.2 x 2.8	CPN-3228	3

4U-GSE / FA20

Notes: 1 - Turbo or Supercharger, 2 - Nitrous

ID	Part #	Cyl	Bore (in)	Bore (mm)	Size	Stroke (mm)	Rod (mm)	Comp Height (in)	Comp Height (mm)	Dome/Dish CC	CR	Gram	Pin (mm)	Ring Thickness (mm)	Rings	FN
7563	SC7402	4	3.386	86	STD	86	129.3	1.292	32.8	-18.3	9.0	320	22	1.0 x 1.2 x 2.0	CPN2-3386	1, 2
8755	SC7403	4	3.406	86.5	+0.5mm	86	129.3	1.292	32.8	-19.1	9.0	312	22	1.0 x 1.2 x 2.8	CPN-3406	1, 2
7562	SC7405	4	3.386	86	STD	86	129.3	1.292	32.8	-11.4	10.0	338	22	1.0 x 1.2 x 2.0	CPN2-3386	1, 2
8756	SC7406	4	3.406	86.5	+0.5mm	86	129.3	1.292	32.8	-12.1	10.0	333	22	1.0 x 1.2 x 2.8	CPN-3406	1, 2

5SFE block/3SGTE head

Notes: 1 - Turbo or Supercharger, 2 - Nitrous, 6 - 5SFE Block with 3SGTE Head

ID	Part #	Cyl	Bore (in)	Bore (mm)	Size	Stroke (mm)	Rod (mm)	Comp Height (in)	Comp Height (mm)	Dome/Dish CC	CR	Gram	Pin (mm)	Ring Thickness (mm)	Rings	FN
1722	SC7451	4	3.445	87.50	+0.5mm	91	138	1.275	32.4	-15.2	8.5	331	22	1.5 x 1.5 x 2.8	RS1116-3445	1, 2, 6

5SFE Crank only/3SGTE Block

Notes: 1 - Turbo or Supercharger, 2 - Nitrous

ID	Part #	Cyl	Bore (in)	Bore (mm)	Size	Stroke (mm)	Rod (mm)	Comp Height (in)	Comp Height (mm)	Dome/Dish CC	CR	Gram	Pin (mm)	Ring Thickness (mm)	Rings	FN
2654	SC7452	4	3.406	86.50	+0.5mm	91	138	1.275	32.4	-8.0	9.0	314	22	1.2 x 1.5 x 3.0	RS1610-3406	1, 2

7MGTE

Notes: 1 - Turbo or Supercharger, 2 - Nitrous

ID	Part #	Cyl	Bore (in)	Bore (mm)	Size	Stroke (mm)	Rod (mm)	Comp Height (in)	Comp Height (mm)	Dome/Dish CC	CR	Gram	Pin (mm)	Ring Thickness (mm)	Rings	FN
4741	SC7468	6	3.268	83.00	STD	91	152	1.299	33.0	-17.1	8.4	303	22	1.0 x 1.2 x 2.8	CPN-3268	1, 2
4687	SC7469	6	3.287	83.50	+0.5mm	91	152	1.299	33.0	-17.8	8.4	304	22	1.0 x 1.2 x 2.8	CPN-3287	1, 2
1759	SC7470	6	3.307	84.00	+1.0mm	91	152	1.299	33.0	-18.3	8.4	303	22	1.0 x 1.2 x 2.8	CPN-3307	1, 2

SPORT COMPACT RODS



Manufactured from USA made oversized proprietary steel forgings to enable proper grain flow and guarantee removal of any surface inclusions, CP-Carrillo ensures strength and durability of each Carrillo rod. Consistent and reliable from the first point of precision manufacturing all the way to extreme uses in racing world, exclusive Carrillo H beam and Pro (S)A designs offer the highest strength-to-weight ratio; Custom designed fasteners; 100% traceability; multi-step final inspection; CP-Carrillo moly based fastener lubrication included.

CHRYSLER / DODGE

GEMA 2.4L (R/T '07-09)(SRT4 '08-09)(can use turbo or non turbo bearing)(Hyundai)

ID	Part #	Center to Center (in)	Center to Center (mm)	Style	Bolt Size	Bolt Type	Pin Width (in)	Pin Width (mm)	Big Width (in)	Big Width (mm)	Big Bore (in)	Big Bore (mm)	Pin Size	Total/Rotate/Recip (gr)*	FN	Cyl
5307	DG-GEMA<SA-65618H	5.618	142.70	PRO-SA	3/8	WMC	0.985	25.02	0.862	21.89	2.0078	50.998	22mm	539 / 368 / 171	H	4
5308	DG-GEMA>-65618H	5.618	142.70	PRO-H	3/8	WMC	0.985	25.02	0.862	21.89	2.0078	50.998	22mm	537 / 365 / 172	H	4
5309	DG-GEMA>-65618S	5.618	142.70	PRO-H	3/8	CARR	0.985	25.02	0.862	21.89	2.0078	50.998	22mm	543 / 371 / 172	S	4

SRT4 (2.4L)

ID	Part #	Center to Center (in)	Center to Center (mm)	Style	Bolt Size	Bolt Type	Pin Width (in)	Pin Width (mm)	Big Width (in)	Big Width (mm)	Big Bore (in)	Big Bore (mm)	Pin Size	Total/Rotate/Recip (gr)*	FN	Cyl
5313	DG-SRT4<SA-65945H	5.945	151.00	PRO-SA	3/8	WMC	1.013	25.73	1.013	25.73	2.0866	53.000	22mm	594 / 414 / 180	H	4
5314	DG-SRT4>-65945H	5.945	151.00	PRO-H	3/8	WMC	1.013	25.73	1.013	25.73	2.0866	53.000	22mm	578 / 403 / 175	H	4
5315	DG-SRT4>-65945S	5.945	151.00	PRO-H	3/8	CARR	1.013	25.73	1.013	25.73	2.0866	53.000	22mm	584 / 409 / 175	S	4

FORD

Duratec 2.0L

ID	Part #	Center to Center (in)	Center to Center (mm)	Style	Bolt Size	Bolt Type	Pin Width (in)	Pin Width (mm)	Big Width (in)	Big Width (mm)	Big Bore (in)	Big Bore (mm)	Pin Size	Total/Rotate/Recip (gr)*	FN	Cyl
4584	F-DT20-1<A-65758H	5.758	146.25	PRO-A	3/8	WMC	0.710	18.03	0.859	21.82	1.9699	50.035	21mm	488 / 370 / 118	H	4
4585	F-DT20<SA-65758H	5.758	146.25	PRO-SA	3/8	WMC	0.710	18.03	0.859	21.82	1.9699	50.035	21mm	500 / 365 / 135	H	4
4851	F-DT20>-65758H	5.758	146.25	PRO-H	3/8	WMC	0.710	18.03	0.859	21.82	1.9699	50.035	21mm	522 / 374 / 148	H	4
5339	F-DT20>-65758S	5.758	146.25	PRO-H	3/8	CARR	0.710	18.03	0.859	21.82	1.9699	50.035	21mm	527 / 380 / 147	S	4

Duratec 2.3L

ID	Part #	Center to Center (in)	Center to Center (mm)	Style	Bolt Size	Bolt Type	Pin Width (in)	Pin Width (mm)	Big Width (in)	Big Width (mm)	Big Bore (in)	Big Bore (mm)	Pin Size	Total/Rotate/Recip (gr)*	FN	Cyl
4852	F-DT23-1<A-66094H	6.094	154.79	PRO-A	3/8	WMC	0.710	18.03	0.859	21.82	2.0880	53.035	21mm	494 / 374 / 120	H	4
5340	F-DT23<SA-66094H	6.094	154.79	PRO-SA	3/8	WMC	0.710	18.03	0.859	21.82	2.0880	53.035	21mm	528 / 380 / 148	H	4
5341	F-DT23>-66094H	6.094	154.79	PRO-H	3/8	WMC	0.710	18.03	0.859	21.82	2.0880	53.035	21mm	533 / 375 / 158	H	4
5342	F-DT23>-66094S	6.094	154.79	PRO-H	3/8	CARR	0.710	18.03	0.859	21.82	2.0880	53.035	21mm	539 / 381 / 158	S	4

EcoBoost 2.0L

ID	Part #	Center to Center (in)	Center to Center (mm)	Style	Bolt Size	Bolt Type	Pin Width (in)	Pin Width (mm)	Big Width (in)	Big Width (mm)	Big Bore (in)	Big Bore (mm)	Pin Size	Total/Rotate/Recip (gr)*	FN	Cyl
8583	F_BEB20_OHS_6135B6H	6.135	155.83	PRO-H	3/8	WMC	0.859	21.82	0.858	21.79	2.1667	55.030	22mm	556 / 378 / 178	H	4
8584	F_BEB20_OHS_6135B6S	6.135	155.83	PRO-H	3/8	CARR	0.859	21.82	0.858	21.79	2.1667	55.030	22mm	561 / 383 / 178	S	4

Notes: H - H-11 tool steel fasteners, S - Multiphase fasteners, > - Straight Blade, < - Taper Blade

SPORT COMPACT



SPORT COMPACT RODS

FORD



Ecoboost 2.3L

ID	Part #	Center to Center (in)	Center to Center (mm)	Style	Bolt Size	Bolt Type	Pin Width (in)	Pin Width (mm)	Big Width (in)	Big Width (mm)	Big Bore (in)	Big Bore (mm)	Pin Size	Total/Rotate/Recip (gr)*	FN	Cyl
10227	F_BEB23_OHS_5878B6H	5.878	149.3	PRO-H	3/8	WMC	0.900	22.86	0.857	21.77	2.1667	55.030	22.5mm	TBD	H	4
10228	F_BEB23_OHS_5878B6S	5.878	149.3	PRO-H	3/8	CARR	0.900	22.86	0.857	21.77	2.1667	55.030	22.5mm	TBD	S	4

3.7L V6 & EcoBoost 3.5

ID	Part #	Center to Center (in)	Center to Center (mm)	Style	Bolt Size	Bolt Type	Pin Width (in)	Pin Width (mm)	Big Width (in)	Big Width (mm)	Big Bore (in)	Big Bore (mm)	Pin Size	Total/Rotate/Recip (gr)*	FN	Cyl
8068	F_BEB35_OYS_6012B6H	6.012	152.70	PRO-H	3/8	WMC	0.853	21.67	0.853	21.67	2.3575	59.881	23mm	616 / 420 / 196	H	6
8067	F_BEB35_OYS_6012B6S	6.012	152.70	PRO-H	3/8	CARR	0.853	21.67	0.853	21.67	2.3575	59.881	23mm	624 / 429 / 195	S	6

GM



Ecotec 2.0L and 2.2L (L61) '02-Present

ID	Part #	Center to Center (in)	Center to Center (mm)	Style	Bolt Size	Bolt Type	Pin Width (in)	Pin Width (mm)	Big Width (in)	Big Width (mm)	Big Bore (in)	Big Bore (mm)	Pin Size	Total/Rotate/Recip (gr)*	FN	Cyl
5351	GM-L61<SA-65768H	5.768	146.50	PRO-SA	3/8	WMC	0.945	24.00	0.945	24.00	2.0522	52.125	20mm	560 / 398 / 162	H	4
5352	GM-L61>-65768H	5.768	146.50	PRO-H	3/8	WMC	0.945	24.00	0.945	24.00	2.0522	52.125	20mm	540 / 383 / 157	H	4
5353	GM-L61>-65768S	5.768	146.50	PRO-H	3/8	CARR	0.945	24.00	0.945	24.00	2.0522	52.125	20mm	546 / 389 / 157	S	4

Ecotec 2.0 Super Charged (LSJ) '04-09

ID	Part #	Center to Center (in)	Center to Center (mm)	Style	Bolt Size	Bolt Type	Pin Width (in)	Pin Width (mm)	Big Width (in)	Big Width (mm)	Big Bore (in)	Big Bore (mm)	Pin Size	Total/Rotate/Recip (gr)*	FN	Cyl
5359	GM-LSJ<SA-65728H	5.728	145.50	PRO-SA	3/8	WMC	0.945	24.00	0.941	24.00	2.0522	52.125	23mm	553 / 385 / 168	H	4
5360	GM-LSJ>-65728H	5.728	145.50	PRO-H	3/8	WMC	0.945	24.00	0.941	24.00	2.0522	52.125	23mm	547 / 380 / 167	H	4
5361	GM-LSJ>-65728S	5.728	145.50	PRO-H	3/8	CARR	0.945	24.00	0.941	24.00	2.0522	52.125	23mm	553 / 386 / 167	S	4

Ecotec 2.0L Turbo Charged (LNF) '07-Present

ID	Part #	Center to Center (in)	Center to Center (mm)	Style	Bolt Size	Bolt Type	Pin Width (in)	Pin Width (mm)	Big Width (in)	Big Width (mm)	Big Bore (in)	Big Bore (mm)	Pin Size	Total/Rotate/Recip (gr)*	FN	Cyl
5356	GM-LNF<SA-65709H	5.709	145.00	PRO-SA	3/8	WMC	0.945	24.00	0.945	24.00	2.0522	52.125	23mm	553 / 386 / 167	H	4
5357	GM-LNF>-65709H	5.709	145.00	PRO-H	3/8	WMC	0.945	24.00	0.945	24.00	2.0522	52.125	23mm	548 / 380 / 168	H	4
5358	GM-LNF>-65709S	5.709	145.00	PRO-H	3/8	CARR	0.945	24.00	0.945	24.00	2.0522	52.125	23mm	554 / 386 / 168	S	4

Ecotec 2.4L (LE5) '06-Present

ID	Part #	Center to Center (in)	Center to Center (mm)	Style	Bolt Size	Bolt Type	Pin Width (in)	Pin Width (mm)	Big Width (in)	Big Width (mm)	Big Bore (in)	Big Bore (mm)	Pin Size	Total/Rotate/Recip (gr)*	FN	Cyl
4853	GM-LE5>-65659H	5.659	143.75	PRO-H	3/8	WMC	0.945	24.00	0.945	24.00	2.0522	52.125	20mm	565 / 304 / 161	H	4
5354	GM-LE5<SA-65659H	5.659	143.75	PRO-SA	3/8	WMC	0.945	24.00	0.945	24.00	2.0522	52.125	20mm	553 / 393 / 160	H	4
5355	GM-LE5>-65659S	5.659	143.75	PRO-H	3/8	CARR	0.945	24.00	0.945	24.00	2.0522	52.125	20mm	570 / 309 / 161	S	4

Ecotec 2.0 (LTG) with 22mm pin

ID	Part #	Center to Center (in)	Center to Center (mm)	Style	Bolt Size	Bolt Type	Pin Width (in)	Pin Width (mm)	Big Width (in)	Big Width (mm)	Big Bore (in)	Big Bore (mm)	Pin Size	Total/Rotate/Recip (gr)*	FN	Cyl
9374	GM_BLTG_1HS_6004B6H	6.004	152.5	PRO-H	3/8	WMC	0.950	24.13	1.043	26.49	2.0522	52.125	22mm	609 / 416 / 193	H	4
9375	GM_BLTG_1HS_6004B6S	6.004	152.5	PRO-H	3/8	CARR	0.950	24.13	1.043	26.49	2.0522	52.125	22mm	615 / 422 / 193	S	4

SPORT COMPACT RODS

HONDA / ACURA



C30A

ID	Part #	Center to Center (in)	Center to Center (mm)	Style	Bolt Size	Bolt Type	Pin Width (in)	Pin Width (mm)	Big Width (in)	Big Width (mm)	Big Bore (in)	Big Bore (mm)	Pin Size	Total/Rotate/Recip (gr)*	FN	Cyl
7082	AA_ BC30A_OHS_5984B6H	5.984	152.00	PRO-H	3/8	WMC	0.878	22.30	0.860	21.84	2.0866	53.000	22mm	576 / 397 / 179	H, Q	6
7083	AA_ BC30A_OHS_5984B6S	5.984	152.00	PRO-H	3/8	CARR	0.878	22.30	0.860	21.84	2.0866	53.000	22mm	581 / 401 / 180	Q, S	6

C32B

ID	Part #	Center to Center (in)	Center to Center (mm)	Style	Bolt Size	Bolt Type	Pin Width (in)	Pin Width (mm)	Big Width (in)	Big Width (mm)	Big Bore (in)	Big Bore (mm)	Pin Size	Total/Rotate/Recip (gr)*	FN	Cyl
7084	AA_ BC32B_OHS_5984B6H	5.984	152.00	PRO-H	3/8	WMC	0.878	22.30	0.860	21.84	2.1654	55.001	23mm	577 / 400 / 177	H, R	6
7085	AA_ BC32B_OHS_5984B6S	5.984	152.00	PRO-H	3/8	CARR	0.878	22.30	0.860	21.84	2.1654	55.001	23mm	581 / 404 / 177	R, S	6

C30A & C32B (NSX 3.0L & 3.2L)

ID	Part #	Center to Center (in)	Center to Center (mm)	Style	Bolt Size	Bolt Type	Pin Width (in)	Pin Width (mm)	Big Width (in)	Big Width (mm)	Big Bore (in)	Big Bore (mm)	Pin Size	Total/Rotate/Recip (gr)*	FN	Cyl
6098	AA-NSX>-65984H	5.984	152.00	PRO-H	3/8	WMC	0.878	22.30	0.860	21.84	2.0866	53.000	23mm	569 / 393 / 176	H, P	6
6095	AA-NSX>-65984S	5.984	152.00	PRO-H	3/8	CARR	0.878	22.30	0.860	21.84	2.0866	53.000	23mm	575 / 399 / 176	P, S	6

K20A

ID	Part #	Center to Center (in)	Center to Center (mm)	Style	Bolt Size	Bolt Type	Pin Width (in)	Pin Width (mm)	Big Width (in)	Big Width (mm)	Big Bore (in)	Big Bore (mm)	Pin Size	Total/Rotate/Recip (gr)*	FN	Cyl
5142	AA-RSX<SA-65472H	5.472	139.00	PRO-SA	3/8	WMC	0.780	19.81	0.782	19.86	2.0080	51.003	22mm	515 / 362 / 153	H	4
5143	AA-RSX>-65472H	5.472	139.00	PRO-H	3/8	WMC	0.780	19.81	0.782	19.86	2.0080	51.003	22mm	521 / 370 / 151	H	4
4247	AA-RSX>-65472S	5.472	139.00	PRO-H	3/8	CARR	0.780	19.81	0.782	19.86	2.0080	51.003	22mm	526 / 375 / 151	S	4
4237	AA-RSX-1<A-65472H	5.472	139.00	PRO-A	3/8	WMC	0.780	19.81	0.782	19.86	2.0080	51.003	22mm	480 / 351 / 129	H	4

K24A

ID	Part #	Center to Center (in)	Center to Center (mm)	Style	Bolt Size	Bolt Type	Pin Width (in)	Pin Width (mm)	Big Width (in)	Big Width (mm)	Big Bore (in)	Big Bore (mm)	Pin Size	Total/Rotate/Recip (gr)*	FN	Cyl
4726	AA-RSX<SA-65984H	5.984	152.00	PRO-SA	3/8	WMC	0.780	19.81	0.782	19.86	2.0080	51.003	22mm	528 / 368 / 160	H	4
4270	AA-RSX>-65984H	5.984	152.00	PRO-H	3/8	WMC	0.780	19.81	0.782	19.86	2.0080	51.003	22mm	547 / 384 / 163	H	4
4248	AA-RSX>-65984S	5.984	152.00	PRO-H	3/8	CARR	0.780	19.81	0.782	19.86	2.0080	51.003	22mm	552 / 389 / 163	S	4
4251	AA-RSX-1<A-65984H	5.984	152.00	PRO-A	3/8	WMC	0.780	19.81	0.782	19.86	2.0080	51.003	22mm	496 / 360 / 136	H	4

B18C V-TEC

ID	Part #	Center to Center (in)	Center to Center (mm)	Style	Bolt Size	Bolt Type	Pin Width (in)	Pin Width (mm)	Big Width (in)	Big Width (mm)	Big Bore (in)	Big Bore (mm)	Pin Size	Total/Rotate/Recip (gr)*	FN	Cyl
4241	AA-VTC<SA-65433H	5.433	138.00	PRO-SA	3/8	WMC	0.860	21.84	0.857	21.77	1.8897	47.998	21mm	487 / 347 / 140	H	4
4229	AA-VTC>-65433H	5.433	138.00	PRO-H	3/8	WMC	0.860	21.84	0.857	21.77	1.8897	47.998	21mm	500 / 361 / 139	H	4
4242	AA-VTC>-65433S	5.433	138.00	PRO-H	3/8	CARR	0.860	21.84	0.857	21.77	1.8897	47.998	21mm	505 / 366 / 139	S	4
4231	AA-VTC-1<A-55433H	5.433	138.00	PRO-A	5/16	WMC	0.860	21.84	0.857	21.77	1.8897	47.998	21mm	411 / 291 / 120	H	4

B16A V-TEC

ID	Part #	Center to Center (in)	Center to Center (mm)	Style	Bolt Size	Bolt Type	Pin Width (in)	Pin Width (mm)	Big Width (in)	Big Width (mm)	Big Bore (in)	Big Bore (mm)	Pin Size	Total/Rotate/Recip (gr)*	FN	Cyl
5382	HN-B16<SA-65287H	5.287	134.30	PRO-SA	3/8	WMC	0.790	20.07	0.937	23.80	1.8897	47.998	21mm	489 / 356 / 133	H	4
4258	HN-B16-1<A-55287H	5.287	134.30	PRO-A	5/16	WMC	0.790	20.07	0.937	23.80	1.8897	47.998	21mm	420 / 303 / 117	H	4
5383	HN-B16A>-55287S	5.287	134.30	PRO-H	5/16	CARR	0.790	20.07	0.937	23.80	1.8897	47.998	21mm	441 / 323 / 118	S	4

Notes: H - H-11 tool steel fasteners, P - C30A bearing with a 23mm pin, Q - can be bored and honed to 23mm pin, S - Multiphase fasteners, > - Straight Blade, < - Taper Blade

SPORT COMPACT RODS

HONDA / ACURA



B18A, B18B, B20B

ID	Part #	Center to Center (in)	Center to Center (mm)	Style	Bolt Size	Bolt Type	Pin Width (in)	Pin Width (mm)	Big Width (in)	Big Width (mm)	Big Bore (in)	Big Bore (mm)	Pin Size	Total/Rotate/Recip (gr)*	FN	Cyl
4243	HN-B18<SA-65394H	5.394	137.00	PRO-SA	3/8	WMC	0.790	20.07	0.937	23.80	1.8897	47.998	21mm	490 / 356 / 134	H	4
4901	HN-B18>-65394H	5.394	137.00	PRO-H	3/8	WMC	0.790	20.07	0.937	23.80	1.8897	47.998	21mm	510 / 376 / 134	H	4
4253	HN-B18>-65394S	5.394	137.00	PRO-H	3/8	CARR	0.790	20.07	0.937	23.80	1.8897	47.998	21mm	515 / 381 / 134	S	4
4240	HN-B18-1<A-55394H	5.394	137.00	PRO-A	5/16	WMC	0.790	20.07	0.937	23.80	1.8897	47.998	21mm	421 / 305 / 116	H	4

F20C

ID	Part #	Center to Center (in)	Center to Center (mm)	Style	Bolt Size	Bolt Type	Pin Width (in)	Pin Width (mm)	Big Width (in)	Big Width (mm)	Big Bore (in)	Big Bore (mm)	Pin Size	Total/Rotate/Recip (gr)*	FN	Cyl
5385	HN-F20C<SA-66024H	6.024	153.00	PRO-SA	3/8	WMC	0.938	23.83	0.938	23.83	2.0080	51.003	23mm	557 / 387 / 170	H	4
5387	HN-F20C>-66024H	6.024	153.00	PRO-H	3/8	WMC	0.938	23.83	0.938	23.83	2.0080	51.003	23mm	555 / 392 / 163	H	4
4257	HN-F20C>-66024S	6.024	153.00	PRO-H	3/8	CARR	0.938	23.83	0.938	23.83	2.0080	51.003	23mm	560 / 397 / 163	S	4
4881	HN-F20C-1<A-66024H	6.024	153.00	PRO-A	3/8	WMC	0.938	23.83	0.938	23.83	2.0080	51.003	23mm	529 / 383 / 146	H	4

F22C

ID	Part #	Center to Center (in)	Center to Center (mm)	Style	Bolt Size	Bolt Type	Pin Width (in)	Pin Width (mm)	Big Width (in)	Big Width (mm)	Big Bore (in)	Big Bore (mm)	Pin Size	Total/Rotate/Recip (gr)*	FN	Cyl
5384	HN-F20C<SA-65893H	5.893	149.68	PRO-SA	3/8	WMC	0.938	23.83	0.938	23.83	2.0080	51.003	23mm	563 / 391 / 172	H	4
4731	HN-F20C>-65893H	5.893	149.68	PRO-H	3/8	WMC	0.938	23.83	0.938	23.83	2.0080	51.003	23mm	575 / 400 / 175	H	4
5386	HN-F20C>-65893S	5.893	149.68	PRO-H	3/8	CARR	0.938	23.83	0.938	23.83	2.0080	51.003	23mm	581 / 406 / 175	S	4
4730	HN-F20C-1<A-65893H	5.893	149.68	PRO-A	3/8	WMC	0.938	23.83	0.938	23.83	2.0080	51.003	23mm	534 / 392 / 142	H	4

H22

ID	Part #	Center to Center (in)	Center to Center (mm)	Style	Bolt Size	Bolt Type	Pin Width (in)	Pin Width (mm)	Big Width (in)	Big Width (mm)	Big Bore (in)	Big Bore (mm)	Pin Size	Total/Rotate/Recip (gr)*	FN	Cyl
5381	HN-2.2-1<A-65636H	5.636	143.15	PRO-A	3/8	WMC	0.900	22.86	0.938	23.83	2.0080	51.003	22mm	484 / 359 / 125	H	4
5388	HN-H22<SA-65636H	5.636	143.15	PRO-SA	3/8	WMC	0.900	22.86	0.938	23.83	2.0080	51.003	22mm	552 / 393 / 159	H	4
5389	HN-H22>-65636H	5.636	143.15	PRO-H	3/8	WMC	0.900	22.86	0.938	23.83	2.0080	51.003	22mm	564 / 394 / 170	H	4
4250	HN-H22>-65636S	5.636	143.15	PRO-H	3/8	CARR	0.900	22.86	0.938	23.83	2.0080	51.003	22mm	569 / 399 / 170	S	4

H23, B20A, F22

ID	Part #	Center to Center (in)	Center to Center (mm)	Style	Bolt Size	Bolt Type	Pin Width (in)	Pin Width (mm)	Big Width (in)	Big Width (mm)	Big Bore (in)	Big Bore (mm)	Pin Size	Total/Rotate/Recip (gr)*	FN	Cyl
5390	HN-H23<SA-65581H	5.581	141.75	PRO-SA	3/8	WMC	0.900	22.86	0.938	23.83	2.0080	51.003	22mm	540 / 385 / 155	H	4
5391	HN-H23>-65581H	5.581	141.75	PRO-H	3/8	WMC	0.900	22.86	0.938	23.83	2.0080	51.003	22mm	558 / 395 / 163	H	4
5392	HN-H23>-65581S	5.581	141.75	PRO-H	3/8	CARR	0.900	22.86	0.938	23.83	2.0080	51.003	22mm	563 / 399 / 164	S	4



SPORT COMPACT RODS

MAZDA



MZR 2.0L

ID	Part #	Center to Center (in)	Center to Center (mm)	Style	Bolt Size	Bolt Type	Pin Width (in)	Pin Width (mm)	Big Width (in)	Big Width (mm)	Big Bore (in)	Big Bore (mm)	Pin Size	Total/Rotate/Recip (gr)*	FN	Cyl
4585	F-DT20<SA-65758H	5.758	146.25	PRO-SA	3/8	WMC	0.710	18.03	0.859	21.82	1.9699	50.035	21mm	500 / 365 / 135	H	4
4851	F-DT20>-65758H	5.758	146.25	PRO-H	3/8	WMC	0.710	18.03	0.859	21.82	1.9699	50.035	21mm	522 / 374 / 148	H	4
5339	F-DT20>-65758S	5.758	146.25	PRO-H	3/8	CARR	0.710	18.03	0.859	21.82	1.9699	50.035	21mm	527 / 380 / 147	S	4
4584	F-DT20-1<A-65758H	5.758	146.25	PRO-A	3/8	WMC	0.710	18.03	0.859	21.82	1.9699	50.035	21mm	488 / 370 / 118	H	4

MZR 2.3L

ID	Part #	Center to Center (in)	Center to Center (mm)	Style	Bolt Size	Bolt Type	Pin Width (in)	Pin Width (mm)	Big Width (in)	Big Width (mm)	Big Bore (in)	Big Bore (mm)	Pin Size	Total/Rotate/Recip (gr)*	FN	Cyl
5340	F-DT23<SA-66094H	6.094	154.79	PRO-SA	3/8	WMC	0.710	18.03	0.859	21.82	2.0880	53.035	21mm	528 / 380 / 148	H	4
5341	F-DT23>-66094H	6.094	154.79	PRO-H	3/8	WMC	0.710	18.03	0.859	21.82	2.0880	53.035	21mm	533 / 375 / 158	H	4
5342	F-DT23>-66094S	6.094	154.79	PRO-H	3/8	CARR	0.710	18.03	0.859	21.82	2.0880	53.035	21mm	539 / 381 / 158	S	4
4852	F-DT23-1<A-66094H	6.094	154.79	PRO-A	3/8	WMC	0.710	18.03	0.859	21.82	2.0880	53.035	21mm	494 / 374 / 120	H	4

2.3L DISI w/ 22mm Pin

ID	Part #	Center to Center (in)	Center to Center (mm)	Style	Bolt Size	Bolt Type	Pin Width (in)	Pin Width (mm)	Big Width (in)	Big Width (mm)	Big Bore (in)	Big Bore (mm)	Pin Size	Total/Rotate/Recip (gr)*	FN	Cyl
4862	MA-23DISI<SA-65927H	5.927	150.55	PRO-SA	3/8	WMC	0.858	21.79	0.859	21.82	2.1667	55.034	22mm	550 / 380 / 170	H	4
5421	MA-23DISI>-65927H	5.927	150.55	PRO-H	3/8	WMC	0.858	21.79	0.859	21.82	2.1667	55.034	22mm	541 / 370 / 171	H	4
5422	MA-23DISI>-65927S	5.927	150.55	PRO-H	3/8	CARR	0.858	21.79	0.859	21.82	2.1667	55.034	22mm	547 / 376 / 171	S	4

2.3L DISI for use with Factory Piston

ID	Part #	Center to Center (in)	Center to Center (mm)	Style	Bolt Size	Bolt Type	Pin Width (in)	Pin Width (mm)	Big Width (in)	Big Width (mm)	Big Bore (in)	Big Bore (mm)	Pin Size	Total/Rotate/Recip (gr)*	FN	Cyl
5423	MA-23DISIT<SA-65927H	5.927	150.55	PRO-SA	3/8	WMC	0.858	21.79	0.859	21.82	2.1667	55.034	22.5mm	543 / 378 / 165	H	4
5424	MA-23DISIT>-65927H	5.927	150.55	PRO-H	3/8	WMC	0.858	21.79	0.859	21.82	2.1667	55.034	22.5mm	543 / 378 / 165	H	4
6840	MA-23DISIT>-65927S	5.927	150.55	PRO-H	3/8	CARR	0.858	21.79	0.859	21.82	2.1667	55.034	22.5mm	549 / 384 / 165	S	4

1.6L / 1.8L (B6 & BP)

ID	Part #	Center to Center (in)	Center to Center (mm)	Style	Bolt Size	Bolt Type	Pin Width (in)	Pin Width (mm)	Big Width (in)	Big Width (mm)	Big Bore (in)	Big Bore (mm)	Pin Size	Total/Rotate/Recip (gr)*	FN	Cyl
4854	MA-323<SA-55234H	5.234	133.00	PRO-SA	5/16	WMC	0.860	21.84	0.860	21.84	1.8903	48.014	20mm	431 / 297 / 134	H	4
4855	MA-323>-55234S	5.234	133.00	PRO-H	5/16	CARR	0.860	21.84	0.860	21.84	1.8903	48.014	20mm	440 / 310 / 130	S	4
4856	MA-323-1<A-55234H	5.234	133.00	PRO-A	5/16	WMC	0.860	21.84	0.860	21.84	1.8903	48.014	20mm	416 / 291 / 125	H	4
5425	MA-323-1<A-55470H	5.470	139.00	PRO-A	5/16	WMC	0.860	21.84	0.860	21.84	1.8903	48.014	20mm	427 / 301 / 126	H,T	4

Notes: H - H-11 tool steel fasteners, S - Multiphase fasteners, T - special stroker, > - Straight Blade, < - Taper Blade



SPORT COMPACT RODS

MITSUBISHI



6G72

ID	Part #	Center to Center (in)	Center to Center (mm)	Style	Bolt Size	Bolt Type	Pin Width (in)	Pin Width (mm)	Big Width (in)	Big Width (mm)	Big Bore (in)	Big Bore (mm)	Pin Size	Total/Rotate/Recip (gr)*	FN	Cyl
6100	MI-3.0>-65551H	5.551	141.00	PRO-H	3/8	WMC	0.822	20.88	0.822	20.88	2.0866	53.000	22mm	537 / 380 / 157	H	6
5946	MI-3.0>-65551S	5.551	141.00	PRO-H	3/8	CARR	0.822	20.88	0.822	20.88	2.0866	53.000	22mm	543 / 386 / 157	S	6

4B11T EVO 10

ID	Part #	Center to Center (in)	Center to Center (mm)	Style	Bolt Size	Bolt Type	Pin Width (in)	Pin Width (mm)	Big Width (in)	Big Width (mm)	Big Bore (in)	Big Bore (mm)	Pin Size	Total/Rotate/Recip (gr)*	FN	Cyl
4732	MI-4B11<SA-65659H	5.659	143.75	PRO-SA	3/8	WMC	0.784	19.91	0.861	21.87	2.1653	55.000	23mm	534 / 373 / 161	H	4
4621	MI-4B11>-65659H	5.659	143.75	PRO-H	3/8	WMC	0.784	19.91	0.861	21.87	2.1653	55.000	23mm	547 / 385 / 162	H	4
4622	MI-4B11>-65659S	5.659	143.75	PRO-H	3/8	CARR	0.784	19.91	0.861	21.87	2.1653	55.000	23mm	552 / 390 / 162	S	4

4G63 2nd Gen Piston on 1st Gen Crank or 2nd Gen Stroker Piston on 4G64 Crank

ID	Part #	Center to Center (in)	Center to Center (mm)	Style	Bolt Size	Bolt Type	Pin Width (in)	Pin Width (mm)	Big Width (in)	Big Width (mm)	Big Bore (in)	Big Bore (mm)	Pin Size	Total/Rotate/Recip (gr)*	FN	Cyl
5428	MI-4G<SA-65906H	5.906	150.00	PRO-SA	3/8	WMC	1.000	25.40	1.114	28.30	1.8897	47.998	22mm	569 / 395 / 174	H	4
5429	MI-4G>-65906H	5.906	150.00	PRO-H	3/8	WMC	1.000	25.40	1.114	28.30	1.8897	47.998	22mm	574 / 403 / 173	H	4
5430	MI-4G>-65906S	5.906	150.00	PRO-H	3/8	CARR	1.000	25.40	1.114	28.30	1.8897	47.998	22mm	582 / 409 / 173	S	4

4G63 1st Gen

ID	Part #	Center to Center (in)	Center to Center (mm)	Style	Bolt Size	Bolt Type	Pin Width (in)	Pin Width (mm)	Big Width (in)	Big Width (mm)	Big Bore (in)	Big Bore (mm)	Pin Size	Total/Rotate/Recip (gr)*	FN	Cyl
5431	MI-4G6<SA-65906H	5.906	150.00	PRO-SA	3/8	WMC	1.000	25.40	1.114	28.30	1.8897	47.998	21mm	563 / 394 / 169	H	4
5432	MI-4G6>-65906H	5.906	150.00	PRO-H	3/8	WMC	1.000	25.40	1.114	28.30	1.8897	47.998	21mm	562 / 399 / 163	H	4
5433	MI-4G6>-65906S	5.906	150.00	PRO-H	3/8	CARR	1.000	25.40	1.114	28.30	1.8897	47.998	21mm	568 / 403 / 165	S	4
5434	MI-4G6-1<A-65906H	5.906	150.00	PRO-A	3/8	WMC	1.114	28.30	1.114	28.30	1.8897	47.998	21mm	516 / 374 / 142	H	4

4G63 2nd Gen & Lancer EVO

ID	Part #	Center to Center (in)	Center to Center (mm)	Style	Bolt Size	Bolt Type	Pin Width (in)	Pin Width (mm)	Big Width (in)	Big Width (mm)	Big Bore (in)	Big Bore (mm)	Pin Size	Total/Rotate/Recip (gr)*	FN	Cyl
4244	MI-4G6T>-65906H	5.906	150.00	PRO-H	3/8	WMC	1.000	25.40	1.038	26.37	1.8897	47.998	22mm	566 / 393 / 173	H	4
4252	MI-4G6T>-65906S	5.906	150.00	PRO-H	3/8	CARR	1.000	25.40	1.038	26.37	1.8897	47.998	22mm	567 / 396 / 171	S	4
6999	MI-4G6T>-66142H	6.142	156.00	PRO-H	3/8	WMC	1.000	25.40	1.038	26.37	1.8897	47.998	22mm	585 / 405 / 180	H	4
7000	MI-4G6T>-66142S	6.142	156.00	PRO-H	3/8	CARR	1.000	25.40	1.038	26.37	1.8897	47.998	22mm	590 / 410 / 180	S	4
4259	MI-4GT<SA-65906H	5.906	150.00	PRO-SA	3/8	WMC	1.038	26.37	1.038	26.37	1.8897	47.998	22mm	531 / 368 / 163	H	4
5435	MI-4GT-1<A-65906H	5.906	150.00	PRO-A	3/8	WMC	1.038	26.37	1.038	26.37	1.8897	47.998	22mm	509 / 366 / 143	H	4



SPORT COMPACT RODS

NISSAN / INFINITI / DATSUN



KA24

ID	Part #	Center to Center (in)	Center to Center (mm)	Style	Bolt Size	Bolt Type	Pin Width (in)	Pin Width (mm)	Big Width (in)	Big Width (mm)	Big Bore (in)	Big Bore (mm)	Pin Size	Total/Rotate/Recip (gr)*	FN	Cyl
4902	DA-KA24>-66496H	6.496	165.00	PRO-H	3/8	WMC	0.975	24.77	0.975	24.77	2.0870	53.010	21mm	607 / 431 / 176	H	4
5301	DA-KA24>-66496S	6.496	165.00	PRO-H	3/8	CARR	0.975	24.77	0.975	24.77	2.0870	53.010	21mm	612 / 436 / 176	S	4
6834	DA-KA24-1<A-66496H	6.496	165.00	PRO-A	3/8	WMC	0.975	24.77	0.975	24.77	2.0870	53.010	21mm	543 / 395 / 148	H	4

L16 & L24

ID	Part #	Center to Center (in)	Center to Center (mm)	Style	Bolt Size	Bolt Type	Pin Width (in)	Pin Width (mm)	Big Width (in)	Big Width (mm)	Big Bore (in)	Big Bore (mm)	Pin Size	Total/Rotate/Recip (gr)*	FN	Cyl
5303	DA-L16>-65235H	5.235	133.00	PRO-H	3/8	WMC	1.000	25.40	1.054	26.77	2.0865	52.997	21mm	555 / 404 / 151	H	4.6
5304	DA-L16>-65235S	5.235	133.00	PRO-H	3/8	CARR	1.000	25.40	1.054	26.77	2.0865	52.997	21mm	560 / 409 / 151	S	4.6

RB25 & RB26

ID	Part #	Center to Center (in)	Center to Center (mm)	Style	Bolt Size	Bolt Type	Pin Width (in)	Pin Width (mm)	Big Width (in)	Big Width (mm)	Big Bore (in)	Big Bore (mm)	Pin Size	Total/Rotate/Recip (gr)*	FN	Cyl
4889	DA-RB<SA-64783H	4.783	121.50	PRO-SA	3/8	WMC	0.860	21.84	0.857	21.77	2.0080	51.003	21mm	488 / 357 / 131	H	6
5305	DA-RB-1<A-64783H	4.783	121.50	PRO-A	3/8	WMC	0.860	21.84	0.857	21.77	2.0080	51.003	21mm	474 / 358 / 116	H	6
4848	DA-RB2>-64783H	4.783	121.50	PRO-H	3/8	WMC	0.860	21.84	0.857	21.77	2.0080	51.003	21mm	502 / 366 / 136	H	6
4249	DA-RB2>-64783S	4.783	121.50	PRO-H	3/8	CARR	0.860	21.84	0.857	21.77	2.0080	51.003	21mm	507 / 371 / 136	S	6

CA18

ID	Part #	Center to Center (in)	Center to Center (mm)	Style	Bolt Size	Bolt Type	Pin Width (in)	Pin Width (mm)	Big Width (in)	Big Width (mm)	Big Bore (in)	Big Bore (mm)	Pin Size	Total/Rotate/Recip (gr)*	FN	Cyl
7051	NI-CA18>-55235S	5.235	132.97	PRO-H	5/16	CARR	0.830	21.08	0.955	24.26	1.8897	47.998	20mm	460 / 330 / 130	S	4

QR25

ID	Part #	Center to Center (in)	Center to Center (mm)	Style	Bolt Size	Bolt Type	Pin Width (in)	Pin Width (mm)	Big Width (in)	Big Width (mm)	Big Bore (in)	Big Bore (mm)	Pin Size	Total/Rotate/Recip (gr)*	FN	Cyl
6845	NI-QR25D<SA-65630H	5.630	143.00	PRO-SA	3/8	WMC	0.896	22.76	0.896	22.76	1.8897	48.000	20mm	491 / 353 / 138	H	4
6506	NI-QR25D>-65630H	5.630	143.00	PRO-H	3/8	WMC	0.896	22.76	0.896	22.76	1.8897	48.000	20mm	474 / 342 / 132	H	4
6844	NI-QR25D>-65630S	5.630	143.00	PRO-H	3/8	CARR	0.896	22.76	0.896	22.76	1.8897	48.000	20mm	480 / 348 / 132	S	4

RB30

ID	Part #	Center to Center (in)	Center to Center (mm)	Style	Bolt Size	Bolt Type	Pin Width (in)	Pin Width (mm)	Big Width (in)	Big Width (mm)	Big Bore (in)	Big Bore (mm)	Pin Size	Total/Rotate/Recip (gr)*	FN	Cyl
7060	NI-RB30>-66004H	6.004	152.50	PRO-H	3/8	WMC	1.000	25.40	0.900	22.86	2.0866	53.000	21mm	564 / 394 / 170	H	6
7063	NI-RB30>-66004S	6.004	152.50	PRO-H	3/8	CARR	1.000	25.40	0.900	22.86	2.0866	53.000	21mm	570 / 400 / 170	S	6

SR20

ID	Part #	Center to Center (in)	Center to Center (mm)	Style	Bolt Size	Bolt Type	Pin Width (in)	Pin Width (mm)	Big Width (in)	Big Width (mm)	Big Bore (in)	Big Bore (mm)	Pin Size	Total/Rotate/Recip (gr)*	FN	Cyl
4256	NI-SR2<SA-65364H	5.364	136.25	PRO-SA	3/8	WMC	0.930	23.62	0.894	22.71	2.0080	51.003	22mm	533 / 378 / 155	H	4
4228	NI-SR2>-65364H	5.364	136.25	PRO-H	3/8	WMC	0.930	23.62	0.894	22.71	2.0080	51.003	22mm	540 / 383 / 157	H	4
4230	NI-SR2>-65364S	5.364	136.25	PRO-H	3/8	CARR	0.930	23.62	0.894	22.71	2.0080	51.003	22mm	545 / 388 / 157	S	4
5442	NI-SR2-1<A-65364H	5.364	136.25	PRO-A	3/8	WMC	0.930	23.62	0.894	22.71	2.0080	51.003	22mm	511 / 374 / 137	H	4

Notes: H - H-11 tool steel fasteners, S - Multiphase fasteners, > - Straight Blade, < - Taper Blade

SPORT COMPACT RODS

NISSAN / INFINITI / DATSUN



TB48

ID	Part #	Center to Center (in)	Center to Center (mm)	Style	Bolt Size	Bolt Type	Pin Width (in)	Pin Width (mm)	Big Width (in)	Big Width (mm)	Big Bore (in)	Big Bore (mm)	Pin Size	Total/Rotate/Recip (gr)*	FN	Cyl
5443	NI-TB48<SA-66437H	6.437	163.50	PRO-SA	3/8	WMC	1.020	25.91	1.290	32.77	2.3622	60.000	23mm	785 / 555 / 230	H	6
5444	NI-TB48-1>-66437H	6.437	163.50	PRO-H	3/8	WMC	1.020	25.91	1.290	32.77	2.3622	60.000	23mm	774 / 554 / 220	H	6
5445	NI-TB48-1>-66437S	6.437	163.50	PRO-H	3/8	CARR	1.020	25.91	1.290	32.77	2.3622	60.000	23mm	780 / 560 / 220	S	6

VG30

ID	Part #	Center to Center (in)	Center to Center (mm)	Style	Bolt Size	Bolt Type	Pin Width (in)	Pin Width (mm)	Big Width (in)	Big Width (mm)	Big Bore (in)	Big Bore (mm)	Pin Size	Total/Rotate/Recip (gr)*	FN	Cyl
4890	NI-VG3<SA-66070H	6.070	154.20	PRO-SA	3/8	WMC	0.860	21.84	0.817	20.75	2.0866	53.000	22mm	534 / 378 / 156	H	6
4878	NI-VG3>-66070H	6.070	154.20	PRO-H	3/8	WMC	0.860	21.84	0.817	20.75	2.0866	53.000	22mm	551 / 384 / 167	H	6
4880	NI-VG3>-66070S	6.070	154.20	PRO-H	3/8	CARR	0.860	21.84	0.817	20.75	2.0866	53.000	22mm	556 / 389 / 167	S	6
5446	NI-VG3-1<A-66070H	6.070	154.20	PRO-A	3/8	WMC	0.860	21.84	0.817	20.75	2.0866	53.000	22mm	499 / 363 / 136	H	6

VQ35

ID	Part #	Center to Center (in)	Center to Center (mm)	Style	Bolt Size	Bolt Type	Pin Width (in)	Pin Width (mm)	Big Width (in)	Big Width (mm)	Big Bore (in)	Big Bore (mm)	Pin Size	Total/Rotate/Recip (gr)*	FN	Cyl
4733	NI-Q35<SA-65676H	5.676	144.20	PRO-SA	3/8	WMC	0.818	20.78	0.818	20.78	2.1654	55.000	22mm	517 / 370 / 147	H	6
4850	NI-Q35>-65676H	5.676	144.20	PRO-H	3/8	WMC	0.818	20.78	0.818	20.78	2.1654	55.000	22mm	539 / 378 / 161	H	6
4849	NI-Q35>-65676S	5.676	144.20	PRO-H	3/8	CARR	0.818	20.78	0.818	20.78	2.1654	55.000	22mm	544 / 383 / 161	S	6
5441	NI-Q35-1<A-65676H	5.676	144.20	PRO-A	3/8	WMC	0.818	20.78	0.818	20.78	2.1654	55.000	22mm	493 / 363 / 130	H	6

VQ35HR

ID	Part #	Center to Center (in)	Center to Center (mm)	Style	Bolt Size	Bolt Type	Pin Width (in)	Pin Width (mm)	Big Width (in)	Big Width (mm)	Big Bore (in)	Big Bore (mm)	Pin Size	Total/Rotate/Recip (gr)*	FN	Cyl
5440	NI-35HR<SA-65974H	5.974	151.74	PRO-SA	3/8	WMC	0.818	20.78	0.818	20.78	2.2441	57.000	22mm	550 / 387 / 163	H	6
5447	NI-VQ35HR>-65974H	5.974	151.74	PRO-H	3/8	WMC	0.818	20.78	0.818	20.78	2.2441	57.000	22mm	557 / 386 / 171	H	6
5448	NI-VQ35HR>-65974S	5.974	151.74	PRO-H	3/8	CARR	0.818	20.78	0.818	20.78	2.2441	57.000	22mm	562 / 391 / 171	S	6

VQ37HR

ID	Part #	Center to Center (in)	Center to Center (mm)	Style	Bolt Size	Bolt Type	Pin Width (in)	Pin Width (mm)	Big Width (in)	Big Width (mm)	Big Bore (in)	Big Bore (mm)	Pin Size	Total/Rotate/Recip (gr)*	FN	Cyl
5949	NI-37HR<SA-65886H	5.886	149.50	PRO-SA	3/8	WMC	0.818	20.78	0.818	20.78	2.2441	57.000	22mm	547 / 385 / 162	H	6
6846	NI-VQ37HR>-65886H	5.886	149.50	PRO-H	3/8	WMC	0.818	20.78	0.818	20.78	2.2441	57.000	22mm	554 / 384 / 170	H	6
5449	NI-VQ37HR>-65886S	5.886	149.50	PRO-H	3/8	CARR	0.818	20.78	0.818	20.78	2.2441	57.000	22mm	559 / 389 / 170	S	6

VR38

ID	Part #	Center to Center (in)	Center to Center (mm)	Style	Bolt Size	Bolt Type	Pin Width (in)	Pin Width (mm)	Big Width (in)	Big Width (mm)	Big Bore (in)	Big Bore (mm)	Pin Size	Total/Rotate/Recip (gr)*	FN	Cyl
8666	NI-VR38CAL-15	6.481	164.62	ALUM	7/16	WMC	0.896	22.76	0.890	22.61	2.3250		0.927	571 / 408 / 163	H	6
5450	NI-VR38>-66496H	6.496	165.00	PRO-H	3/8	WMC	0.896	22.76	0.896	22.76	2.3229	59.000	23mm	600 / 411 / 189	H	6
5451	NI-VR38>-66496S	6.496	165.00	PRO-H	3/8	CARR	0.896	22.76	0.896	22.76	2.3229	59.000	23mm	604 / 416 / 188	S	6
9052	NI_BVRXD_OHS_6496B6P	6.496	165.00	PRO-XD	3/8	CARR	0.896	22.76	0.896	22.76	2.3229	59.000	23mm	754 / 520 / 224	S	6

SPORT COMPACT RODS

SUBARU



FA20

ID	Part #	Center to Center (in)	Center to Center (mm)	Style	Bolt Size	Bolt Type	Pin Width (in)	Pin Width (mm)	Big Width (in)	Big Width (mm)	Big Bore (in)	Big Bore (mm)	Pin Size	Total/Rotate/Recip (gr)*	FN	Cyl
7548	SB_AFA20_OAT_5090B6M	5.090	129.29	PRO-A	3/8	CARR	0.843	21.41	0.843	21.41	2.0866	53.000	22mm	487 / 346 / 131	S	4
7632	SB_AFA20_1HS_5090B6M	5.090	129.29	PRO-H	3/8	CARR	0.843	21.41	0.843	21.41	2.0866	53.000	22mm	543 / 380 / 163	S	4
8482	SB_AFA20_1HS_5090B6W	5.090	129.29	PRO-H	3/8	CARR	0.843	21.41	0.843	21.41	2.0867	53.000	22mm	538 / 378 / 160	S	4

EJ18, EJ20, EJ22 & EJ257(WRX Sti)

ID	Part #	Center to Center (in)	Center to Center (mm)	Style	Bolt Size	Bolt Type	Pin Width (in)	Pin Width (mm)	Big Width (in)	Big Width (mm)	Big Bore (in)	Big Bore (mm)	Pin Size	Total/Rotate/Recip (gr)*	FN	Cyl
8593	SB_B2LHD_OHS_5137B6H	5.137	130.50	PRO-H	3/8	WMC	0.845	21.46	0.844	21.44	2.1653	55.000	23mm	554 / 384 / 170	H	4
7594	SB_B2LHD_OHS_5137B6S	5.137	130.50	PRO-H	3/8	CARR	0.845	21.46	0.844	21.44	2.1653	55.000	23mm	560 / 390 / 170	S	4
4578	SB-2LTR<SA-65137H	5.137	130.50	PRO-SA	3/8	WMC	0.845	21.46	0.844	21.44	2.1653	55.000	23mm	517 / 363 / 154	H	4
4245	SB-2LTR>-65137H	5.137	130.50	PRO-H	3/8	WMC	0.845	21.46	0.844	21.44	2.1653	55.000	23mm	519 / 368 / 151	H	4
4246	SB-2LTR>-65137S	5.137	130.50	PRO-H	3/8	CARR	0.845	21.46	0.844	21.44	2.1653	55.000	23mm	524 / 374 / 150	S	4
5477	SB-2LTR-1<A-65137H	5.137	130.50	PRO-A	3/8	WMC	0.845	21.46	0.844	21.44	2.1653	55.000	23mm	509 / 369 / 140	H	4

TOYOTA / LEXUS



4U-GSE

ID	Part #	Center to Center (in)	Center to Center (mm)	Style	Bolt Size	Bolt Type	Pin Width (in)	Pin Width (mm)	Big Width (in)	Big Width (mm)	Big Bore (in)	Big Bore (mm)	Pin Size	Total/Rotate/Recip (gr)*	FN	Cyl
7548	SB_AFA20_OAT_5090B6M	5.090	129.29	PRO-A	3/8	CARR	0.843	21.41	0.843	21.41	2.0866	53.000	22mm	487 / 346 / 131	S	4
7632	SB_AFA20_1HS_5090B6M	5.090	129.29	PRO-H	3/8	CARR	0.843	21.41	0.843	21.41	2.0866	53.000	22mm	543 / 380 / 163	S	4
8482	SB_AFA20_1HS_5090B6W	5.090	129.29	PRO-H	3/8	CARR	0.843	21.41	0.843	21.41	2.0867	53.000	22mm	538 / 378 / 160	S	4

1FZ-FE

ID	Part #	Center to Center (in)	Center to Center (mm)	Style	Bolt Size	Bolt Type	Pin Width (in)	Pin Width (mm)	Big Width (in)	Big Width (mm)	Big Bore (in)	Big Bore (mm)	Pin Size	Total/Rotate/Recip (gr)*	FN	Cyl
5507	TO-1FZFE<SA-66063H	6.063	154.00	PRO-SA	3/8	WMC	1.096	27.84	1.096	27.84	2.3830	60.528	26mm	740 / 507 / 233	H	6
5508	TO-1FZFE-1>-66063H	6.063	154.00	PRO-H	3/8	WMC	1.096	27.84	1.096	27.84	2.3830	60.528	26mm	754 / 513 / 241	H	6
5509	TO-1FZFE-1>-66063S	6.063	154.00	PRO-H	3/8	CARR	1.096	27.84	1.096	27.84	2.3830	60.528	26mm	760 / 519 / 241	S	6

1GR-FE

ID	Part #	Center to Center (in)	Center to Center (mm)	Style	Bolt Size	Bolt Type	Pin Width (in)	Pin Width (mm)	Big Width (in)	Big Width (mm)	Big Bore (in)	Big Bore (mm)	Pin Size	Total/Rotate/Recip (gr)*	FN	Cyl
5510	TO-1GRFE<SA-66300H	6.300	160.00	PRO-SA	3/8	WMC	0.820	20.83	0.820	20.83	2.3228	59.000	22mm	630 / 432 / 198	H	6
6847	TO-1GRFE>-66300H	6.300	160.00	PRO-H	3/8	WMC	0.820	20.83	0.820	20.83	2.3228	59.000	22mm	599 / 415 / 184	H	6
5511	TO-1GRFE>-66300S	6.300	160.00	PRO-H	3/8	CARR	0.820	20.83	0.820	20.83	2.3228	59.000	22mm	605 / 421 / 184	S	6

1JZ

ID	Part #	Center to Center (in)	Center to Center (mm)	Style	Bolt Size	Bolt Type	Pin Width (in)	Pin Width (mm)	Big Width (in)	Big Width (mm)	Big Bore (in)	Big Bore (mm)	Pin Size	Total/Rotate/Recip (gr)*	FN	Cyl
7079	TO-1JZ>-64931H	4.931	125.25	PRO-H	3/8	WMC	1.020	25.91	1.017	25.83	2.1670	55.042	22mm	563 / 405 / 158	H	6
7080	TO-1JZ>-64931S	4.931	125.25	PRO-H	3/8	CARR	1.020	25.91	1.017	25.83	2.1670	55.042	22mm	567 / 413 / 154	S	6

Notes: H - H-11 tool steel fasteners, S - Multiphase fasteners, > - Straight Blade, < - Taper Blade

SPORT COMPACT RODS

TOYOTA / LEXUS



1NZ-FE

ID	Part #	Center to Center (in)	Center to Center (mm)	Style	Bolt Size	Bolt Type	Pin Width (in)	Pin Width (mm)	Big Width (in)	Big Width (mm)	Big Bore (in)	Big Bore (mm)	Pin Size	Total/Rotate/Recip (gr)*	FN	Cyl
7077	TO_B1NZF_OAT_5543B5H	5.543	140.79	PRO-A	5/16	WMC	0.705	17.91	0.705	17.91	1.6929	43.000	18mm	359 / 259 / 100	H	4
7076	TO-1NZFE>-55543S	5.543	140.79	PRO-H	5/16	CARR	0.705	17.91	0.705	17.91	1.6929	43.000	18mm	383 / 275 / 108	S	4

2AZ-FE May require cylinder sleeve clearancing

ID	Part #	Center to Center (in)	Center to Center (mm)	Style	Bolt Size	Bolt Type	Pin Width (in)	Pin Width (mm)	Big Width (in)	Big Width (mm)	Big Bore (in)	Big Bore (mm)	Pin Size	Total/Rotate/Recip (gr)*	FN	Cyl
5512	TO-2AZFE<SA-65886H	5.886	149.50	PRO-SA	3/8	WMC	0.780	19.81	0.780	19.81	2.0079	51.001	22mm	534 / 366 / 168	H	4
5513	TO-2AZFE>-65886H	5.886	149.50	PRO-H	3/8	WMC	0.780	19.81	0.780	19.81	2.0079	51.001	22mm	537 / 370 / 167	H	4
6533	TO-2AZFE>-65886S	5.886	149.50	PRO-H	3/8	CARR	0.780	19.81	0.780	19.81	2.0079	51.001	22mm	543 / 376 / 167	S	4
6848	TO-2AZFE-1<A-65886H	5.886	149.50	PRO-A	3/8	WMC	0.780	19.81	0.780	19.81	2.0079	51.001	22mm	496 / 359 / 137	H	4

2JZ, 2JZ-GE, 2JZ-GTE

ID	Part #	Center to Center (in)	Center to Center (mm)	Style	Bolt Size	Bolt Type	Pin Width (in)	Pin Width (mm)	Big Width (in)	Big Width (mm)	Big Bore (in)	Big Bore (mm)	Pin Size	Total/Rotate/Recip (gr)*	FN	Cyl
5514	TO-2JZ<SA-65590H	5.590	142.00	PRO-SA	3/8	WMC	1.000	25.40	1.020	25.91	2.1666	55.032	22mm	569 / 406 / 163	H	6
5515	TO-2JZ>-65590H	5.590	142.00	PRO-H	3/8	WMC	1.000	25.40	1.020	25.91	2.1666	55.032	22mm	595 / 423 / 172	H	6
4892	TO-2JZ>-65590S	5.590	142.00	PRO-H	3/8	CARR	1.000	25.40	1.020	25.91	2.1666	55.032	22mm	600 / 428 / 172	S	6
5516	TO-2JZ-1<A-65590H	5.590	142.00	PRO-A	3/8	WMC	1.000	25.40	1.020	25.91	2.1666	55.032	22mm	524 / 385 / 139	H	6
4269	TO-2JHD>-65590H	5.590	141.99	PRO-H	3/8	WMC	1.000	25.40	1.020	25.91	2.1666	55.032	22mm	601 / 423 / 178	H	6
9051	TO_B2JXD_OYS_5590B6P	5.590	141.99	PRO-H	3/8	CARR	1.000	25.40	1.020	25.91	2.1666	55.032	22mm	699 / 496 / 203	S	6
4236	TO-2JHD>-65590S	5.590	141.99	PRO-H	3/8	CARR	1.000	25.40	1.020	25.91	2.1666	55.032	22mm	606 / 428 / 178	S	6

2ZZ-GE

ID	Part #	Center to Center (in)	Center to Center (mm)	Style	Bolt Size	Bolt Type	Pin Width (in)	Pin Width (mm)	Big Width (in)	Big Width (mm)	Big Bore (in)	Big Bore (mm)	Pin Size	Total/Rotate/Recip (gr)*	FN	Cyl
4254	TO-2ZZGE<SA-65433H	5.433	138.00	PRO-SA	3/8	WMC	0.709	18.01	0.780	19.81	1.8898	48.001	20mm	463 / 330 / 133	H	4
5517	TO-2ZZGE>-65433H	5.433	138.00	PRO-H	3/8	WMC	0.709	18.01	0.780	19.81	1.8898	48.001	20mm	448 / 330 / 118	H	4
5518	TO-2ZZGE>-65433S	5.433	138.00	PRO-H	3/8	CARR	0.709	18.01	0.780	19.81	1.8898	48.001	20mm	453 / 335 / 118	S	4

3S-GE/3S-GTE

ID	Part #	Center to Center (in)	Center to Center (mm)	Style	Bolt Size	Bolt Type	Pin Width (in)	Pin Width (mm)	Big Width (in)	Big Width (mm)	Big Bore (in)	Big Bore (mm)	Pin Size	Total/Rotate/Recip (gr)*	FN	Cyl
4891	TO-3SG<SA-65433H	5.433	138.00	PRO-SA	3/8	WMC	1.060	26.92	1.054	26.77	2.0080	51.003	22mm	558 / 398 / 160	H	4
4879	TO-3SG>-65433H	5.433	138.00	PRO-H	3/8	WMC	1.060	26.92	1.054	26.77	2.0080	51.003	22mm	584 / 414 / 170	H	4
4282	TO-3SG>-65433S	5.433	138.00	PRO-H	3/8	CARR	1.060	26.92	1.054	26.77	2.0080	51.003	22mm	583 / 411 / 172	S	4
5519	TO-3SG-1<A-65433H	5.433	138.00	PRO-A	3/8	WMC	1.060	26.92	1.054	26.77	2.0080	51.003	22mm	532 / 389 / 143	H	4

4AGZ 42mm crank

ID	Part #	Center to Center (in)	Center to Center (mm)	Style	Bolt Size	Bolt Type	Pin Width (in)	Pin Width (mm)	Big Width (in)	Big Width (mm)	Big Bore (in)	Big Bore (mm)	Pin Size	Total/Rotate/Recip (gr)*	FN	Cyl
7049	TO-4AGZ>-54803S	4.803	122.00	PRO-H	5/16	CARR	0.860	21.84	0.858	21.79	1.7720	45.009	20mm	432 / 302 / 130	H	4

Notes: H - H-11 tool steel fasteners, S - Multiphase fasteners, > - Straight Blade, < - Taper Blade

SPORT COMPACT PISTONS & RODS



SPORT COMPACT

CP-Carrillo pistons are compatible with oversized valves and high lift camshafts. Part numbers ending in a "X" are on a X-style forging for additional strength, durability and weight reduction. The X-style has a full radius dome design, high performance rings and light weight wrist pins. CP Pistons represent the highest quality and is engineered for maximum power. Pistons can be ordered with gas ports, skirt coating, ceramic top coating and stronger wrist pins if desired. Cometic head gaskets and King Bearings also available.

Standard features include: Deep valve reliefs accommodate high lift camshafts; Larger valve reliefs for +1mm valve sizes; Custom skirt cam and barrel design; Accumulator grooves; High strength aluminum forgings; High performance rings; Fully CNC machined and balanced to +/- 1 gram; Wrist pins included at no additional cost; Double pin oilers force fed from oil ring groove; Pin lock grooves for easy lock removal; Pin fitting included.



AUDI / VW

1.8L 20 Valve

Matching rods available on page: 121

Notes: 1 - Turbo or Supercharger,
2 - Nitrous

VW-GTI>-65670S | VW-GTI<SA-65670H
VW-GTI>-65670H | VW-GTI-1<A-65670H

ID	Part #	Cyl	Bore (in)	Bore (mm)	Size	Stroke (mm)	Rod (mm)	Comp Height (in)	Comp Height (mm)	Dome/Dish CC	CR	Gram	Pin (mm)	Rings	Head Gasket	FN
7403	SC7600	4	3.189	81.00	STD	86.4	144	1.287	32.7	-8.8	8.5	291	20	CPN-3189	C4558-051	1, 2
7307	SC7601	4	3.209	81.50	+0.5mm	86.4	144	1.287	32.7	-9.5	8.5	298	20	CPN-3209	C4558-051	1, 2
7404	SC7602	4	3.228	82.00	+1.0mm	86.4	144	1.287	32.7	-10.1	8.5	297	20	CPN-3228	C4558-051	1, 2
7311	SC7603	4	3.248	82.50	+1.5mm	86.4	144	1.287	32.7	-10.8	8.5	299	20	CPN-3248	C4559-051	1, 2
7218	SC7604	4	3.268	83.00	+2.0mm	86.4	144	1.287	32.7	-11.5	8.5	308	20	CPN-3268	C4559-051	1, 2
7207	SC7610	4	3.189	81.00	STD	86.4	144	1.287	32.7	-1.8	9.5	294	20	CPN-3189	C4558-051	1, 2
7175	SC7611	4	3.209	81.50	+0.5mm	86.4	144	1.287	32.7	-2.4	9.5	300	20	CPN-3209	C4558-051	1, 2
7176	SC7612	4	3.228	82.00	+1.0mm	86.4	144	1.287	32.7	-3.0	9.5	301	20	CPN-3228	C4558-051	1, 2
8106	SC7613	4	3.248	82.50	+1.5mm	86.4	144	1.287	32.7	-3.6	9.5	306	20	CPN-3228	C4559-051	1, 2
7680	SC7614	4	3.268	83.00	+2.0mm	86.4	144	1.287	32.7	-4.2	9.5	309	20	CPN-3268	C4559-051	1, 2

1.8L 20 Valve (Stroker)

Matching rods available on page: 121

Notes: 1 - Turbo or Supercharger,
2 - Nitrous

VW-GTI>-65670S | VW-GTI<SA-65670H
VW-GTI>-65670H | VW-GTI-1<A-65670H

ID	Part #	Cyl	Bore (in)	Bore (mm)	Size	Stroke (mm)	Rod (mm)	Comp Height (in)	Comp Height (mm)	Dome/Dish CC	CR	Gram	Pin (mm)	Rings	Head Gasket	FN
7066	SC7607	4	3.228	82.00	+1.0mm	92.8	144	1.160	29.5	-14.5	8.5	275	20	CPN-3228	C4558-051	1, 2
7413	SC7608	4	3.248	82.50	+1.5mm	92.8	144	1.160	29.5	-15.2	8.5	277	20	CPN-3248	C4559-051	1, 2
7442	SC7609	4	3.268	83.00	+2.0mm	92.8	144	1.160	29.5	-16.0	8.5	289	20	CPN-3268	C4559-051	1, 2
7065	SC7617	4	3.228	82.00	+1.0mm	92.8	144	1.160	29.5	-6.9	9.5	283	20	CPN-3228	C4558-051	1, 2
7510	SC7618	4	3.248	82.50	+1.5mm	92.8	144	1.160	29.5	-7.5	9.5	285	20	CPN-3248	C4559-051	1, 2
7370	SC7619	4	3.268	83.00	+2.0mm	92.8	144	1.160	29.5	-8.1	9.5	292	20	CPN-3268	C4559-051	1, 2

2.0L TFSI

Matching rods available on page: 120

Notes: 1 - Turbo or Supercharger,
2 - Nitrous

*VW-FSI20>-65670S | VW_BTFSI_OHS_5670B6S
*VW-FSI20>-65670H | VW_BTFSI_OHS_5670B6H

ID	Part #	Cyl	Bore (in)	Bore (mm)	Size	Stroke (mm)	Rod (mm)	Comp Height (in)	Comp Height (mm)	Dome/Dish CC	CR	Gram	Pin (mm)	Rings	Head Gasket	FN
7178	SC7620*	4	3.248	82.50	STD	92.8	144	1.165	29.6	-11.0	9.5	289	20	CPN-3248	C4541-051	1, 2
7107	SC7621*	4	3.268	83.00	+0.5mm	92.8	144	1.165	29.6	-11.7	9.5	294	20	CPN-3268	C4541-051	1, 2
7546	SC7622*	4	3.287	83.50	+1.0mm	92.8	144	1.165	29.6	-12.3	9.5	298	20	CPN-3287	C4541-051	1, 2
7467	SC7640	4	3.248	82.50	STD	92.8	144	1.165	29.6	-11.0	9.5	289	21	CPN-3248	C4541-051	1, 2
7468	SC7641	4	3.268	83.00	+0.5mm	92.8	144	1.165	29.6	-11.7	9.5	289	21	CPN-3268	C4541-051	1, 2
7469	SC7642	4	3.287	83.50	+1.0mm	92.8	144	1.165	29.6	-12.3	9.5	296	21	CPN-3287	C4541-051	1, 2

2.0L TSI

Matching rods available on page: 120

Notes: 1 - Turbo or Supercharger,
2 - Nitrous

VW_BTSI_OHS_5670B6S
VW_BTSI_OHS_5670B6H

ID	Part #	Cyl	Bore (in)	Bore (mm)	Size	Stroke (mm)	Rod (mm)	Comp Height (in)	Comp Height (mm)	Dome/Dish CC	CR	Gram	Pin (mm)	Rings	Head Gasket	FN
7402	SC7630	4	3.248	82.50	STD	92.8	144	1.165	29.6	-7.8	9.5	325	21	CPN-3248	N/A	1, 2
7470	SC7631	4	3.268	83.00	+0.5mm	92.8	144	1.165	29.6	-8.5	9.5	334	21	CPN-3268	N/A	1, 2
7295	SC7632	4	3.287	83.50	+1.0mm	92.8	144	1.165	29.6	-9.1	9.5	334	21	CPN-3287	N/A	1, 2

EUROPEAN & VINTAGE PISTONS

AUDI / VW

2.0L TSI (EA888, Gen3)

Matching rods available on page: 120

Notes: 1 - Turbo or Supercharger, 2 - Nitrous

VW_BTSI_3HS_5670B6S

ID	Part #	Cyl	Bore (in)	Bore (mm)	Size	Stroke (mm)	Rod (mm)	Comp Height (in)	Comp Height (mm)	Dome/Dish CC	CR	Gram	Pin (mm)	Rings	Head Gasket	FN
9721	SC7633	4	3.248	82.50	STD	92.8	144	1.165	29.6	-9.2	9.5	313	23	CPN-3248	N/A	1, 2

BMW

N20B20, N55B30, S55B30

Matching rods available on page: 112

Notes: N/A

BM_BN20_OHS_5683B6S BM_BN55_OHS_5683B6S

BM_BN20_OHS_5683B6H BM_BN55_OHS_5683B6H

ID	Part #	Cyl	Bore (in)	Bore (mm)	Size	Stroke (mm)	Rod (mm)	Comp Height (in)	Comp Height (mm)	Dome/Dish CC	CR	Gram	Pin (mm)	Rings	Head Gasket	FN
9498	SC7700	4	3.307	84	STD	89.6	144.34	1.276	32.4	-9.7	10 (N20)	347	22	CPT-3307PVD	call	1, 2
9498	SC7700	6	3.307	84	STD	89.6	144.34	1.276	32.4	-9.7	11 (N55)	347	22	CPT-3307PVD	call	1, 2
9498	SC7700	6	3.307	84	STD	89.6	144.34	1.276	32.4	-9.7	10.2 (S55)	347	22	CPT-3307PVD	call	1, 2
10058	SC7701	4	3.327	84.5	+0.5mm	89.6	144.34	1.276	32.4	-10	10 (N20)	351	22	CPT-3327PVD	call	1, 2
10058	SC7701	6	3.327	84.5	+0.5mm	89.6	144.34	1.276	32.4	-10	11 (N55)	351	22	CPT-3327PVD	call	1, 2
10058	SC7701	6	3.327	84.5	+0.5mm	89.6	144.34	1.276	32.4	-10	10.2 (S55)	351	22	CPT-3327PVD	call	1, 2

MINI COOPER S

Prince (N14) 1.6L

Matching rods available on page: 116

Notes: 1 - Turbo or Supercharger, 2 - Nitrous

BM_BR56_OHS_5454B5S

ID	Part #	Cyl	Bore (in)	Bore (mm)	Size	Stroke (mm)	Rod (mm)	Comp Height (in)	Comp Height (mm)	Dome/Dish CC	CR	Gram	Pin (mm)	Rings	Head Gasket	FN
7206	SC7513	4	3.031	77.00	STD	85.8	138.5	1.122	28.5	-5.1	9.5	256	20	CPN-3031	N/A	1, 2
7116	SC7514	4	3.051	77.50	+0.5mm	85.8	138.5	1.122	28.5	-5.8	9.5	263	20	CPN-3051	N/A	1, 2
7220	SC7515	4	3.031	77.00	STD	85.8	138.5	1.122	28.5	-0.2	10.5	272	20	CPN-3031	N/A	1, 2
7167	SC7516	4	3.051	77.50	+0.5mm	85.8	138.5	1.122	28.5	-0.2	10.5	277	20	CPN-3051	N/A	1, 2

Tritec 1.6L

Matching rods available on page: 116

Notes: 1 - Turbo or Supercharger, 2 - Nitrous

BM-MINS>-55177S

ID	Part #	Cyl	Bore (in)	Bore (mm)	Size	Stroke (mm)	Rod (mm)	Comp Height (in)	Comp Height (mm)	Dome/Dish CC	CR	Gram	Pin (mm)	Rings	Head Gasket	FN
4381	SC7510	4	3.031	77.00	STD	85.8	131.5	1.043	26.5	-1.4	8.3	233	21	CPN-3031	C4308-027	1, 2
4407	SC7511	4	3.051	77.50	+0.5mm	85.8	131.5	1.043	26.5	-1.7	8.3	231	21	CPN-3051	C4308-027	1, 2
4410	SC7512	4	3.071	78.00	+1.0mm	85.8	131.5	1.043	26.5	-2.1	8.3	235	21	CPN-3071	C4308-027	1, 2



THE PSA GROUP PEUGEOT / CITROEN



EP6CDT/DTS/DTX

Matching rods available on page: 116

Notes: 1 - Turbo or Supercharger, 2 - Nitrous

BM_BR56_OHS_545485S

ID	Part #	Cyl	Bore (in)	Bore (mm)	Size	Stroke (mm)	Rod (mm)	Comp Height (in)	Comp Height (mm)	Dome/Dish CC	CR	Gram	Pin (mm)	Rings	Head Gasket	FN
7206	SC7513	4	3.031	77.00	STD	85.8	138.5	1.122	28.5	-5.1	9.5	256	20	CPN-3031	C4308-027	1, 2
7116	SC7514	4	3.051	77.50	+0.5mm	85.8	138.5	1.122	28.5	-5.8	9.5	263	20	CPN-3051	N/A	1, 2
7220	SC7515	4	3.031	77.00	STD	85.8	138.5	1.122	28.5	-0.2	10.5	272	20	CPN-3031	N/A	1, 2
7167	SC7516	4	3.051	77.50	+0.5mm	85.8	138.5	1.122	28.5	-0.2	10.5	277	20	CPN-3051	N/A	1, 2

PORSCHE



3.0 SC 911

Matching rods available on page: 117

PR-3.0>65030H | PR-3.0>65030S

ID	Part #	Cyl	Bore (in)	Bore (mm)	Size	Stroke (mm)	Rod (mm)	Comp Height (in)	Comp Height (mm)	Dome/Dish CC	CR	Gram	Pin (mm)	Rings
9406	XP5000	6	3.740	95	STD	70.4	127.75	1.335	34	39	9.5	448	22	CPN-3740
9009	XP5002	6	3.858	98	3mm	70.4	127.75	1.335	34	35.3	9.5	455	22	CPN-3858
9407	XP5001	6	3.740	95	STD	70.4	127.75	1.335	34	45.5	10.5	459	22	CPN-3740
9010	XP5003	6	3.858	98	3mm	70.4	127.75	1.335	34	42	10.5	460	22	CPN-3858

3.2L Carrera

Matching rods available on page: 117

PR-33>23-65000S | PR-33>23-65000H

ID	Part #	Cyl	Bore (in)	Bore (mm)	Size	Stroke (mm)	Rod (mm)	Comp Height (in)	Comp Height (mm)	Dome/Dish CC	CR	Gram	Pin (mm)	Rings
9405	XP5010	6	3.740	95	STD	74.4	127	1.29	32.8	35.7	9.5	434	23	CPN-3740
9008	XP5013	6	3.858	98	3mm	74.4	127	1.29	32.8	31.8	9.5	442	23	CPN-3858
9408	XP5011	6	3.740	95	STD	74.4	127	1.29	32.8	42.2	10.5	447	23	CPN-3740
9007	XP5014	6	3.858	98	3mm	74.4	127	1.29	32.8	38.8	10.5	443	23	CPN-3858
9404	XP5012	6	3.740	95	STD	74.4	127	1.29	32.8	47.5	11.5	451	23	CPN-3740
9006	XP5015	6	3.858	98	3mm	74.4	127	1.29	32.8	44.5	11.5	463	23	CPN-3858

3.6L 964 / 993

Matching rods available on page: 118

PR-993>65000S | PR-RSR>65000S

PR-993>65000H | PR-RSR>65000H

ID	Part #	Cyl	Bore (in)	Bore (mm)	Size	Stroke (mm)	Rod (mm)	Comp Height (in)	Comp Height (mm)	Dome/Dish CC	CR	Gram	Pin (mm)	Rings
9004	XP5020	6	3.937	100	std	76.4	127	1.25	31.8	41	11.5	449	23	CPN-3937
9005	XP5021	6	3.937	100	std	76.4	127	1.25	31.8	45	12.5	452	23	CPN-3937

3.8L 964 / 993

Matching rods available on page: 118

PR-993>65000S | PR-RSR>65000S

PR-993>65000H | PR-RSR>65000H

ID	Part #	Cyl	Bore (in)	Bore (mm)	Size	Stroke (mm)	Rod (mm)	Comp Height (in)	Comp Height (mm)	Dome/Dish CC	CR	Gram	Pin (mm)	Rings
9002	XP5022	6	4.016	102	2 MM	76.4	127	1.25	31.8	40	11.5	365	23	CPN-4016
9003	XP5023	6	4.016	102	2 MM	76.4	127	1.25	31.8	44.2	12.5	460	23	CPN-4016



EUROPEAN & VINTAGE RODS

ALFA ROMEO

1750/2000cc

ID	Part #	CC (in)	CC (mm)	Style	Bolt Size	Bolt Type	Pin Width (in)	Pin Width (mm)	Big Width (in)	Big Width (mm)	Big Bore (in)	Big Bore (mm)	Pin Size	Total/Rotate/Recip (gr)*	FN	Cyl
5145	AL-1750>-66180H	6.180	157.00	PRO-H	3/8	WMC	0.932	23.67	1.052	26.72	2.1145	53.708	22mm	612 / 438 / 174	H	4
4227	AL-1750>-66180S	6.180	157.00	PRO-H	3/8	CARR	0.932	23.67	1.052	26.72	2.1145	53.708	22mm	617 / 443 / 174	S	4

CITROËN

C4 & DS3 1.6L PSA EP6CDT & EP6DTS

ID	Part #	CC (in)	CC (mm)	Style	Bolt Size	Bolt Type	Pin Width (in)	Pin Width (mm)	Big Width (in)	Big Width (mm)	Big Bore (in)	Big Bore (mm)	Pin Size	Total/Rotate/Recip (gr)*	FN	Cyl
7069	BM_BR56_OHS_545485S	5.454	138.53	PRO-H	5/16	CARR	0.822	20.88	0.822	20.88	1.8898	48.000	20mm	459 / 311 / 148	S	4

BMW

N20

ID	Part #	CC (in)	CC (mm)	Style	Bolt Size	Bolt Type	Pin Width (in)	Pin Width (mm)	Big Width (in)	Big Width (mm)	Big Bore (in)	Big Bore (mm)	Pin Size	Total/Rotate/Recip (gr)*	FN	Cyl
9101	BM_BN20_OHS_5683B6H	5.683	144.35	PRO-H	3/8	WMC	0.822	20.88	0.822	20.88	2.1112	53.620	22mm	529 / 364 / 165	H	4
9102	BM_BN20_OHS_5683B6S	5.683	144.35	PRO-H	3/8	CARR	0.822	20.88	0.822	20.88	2.1112	53.620	22mm	537 / 372 / 165	S	4

N54B30

ID	Part #	CC (in)	CC (mm)	Style	Bolt Size	Bolt Type	Pin Width (in)	Pin Width (mm)	Big Width (in)	Big Width (mm)	Big Bore (in)	Big Bore (mm)	Pin Size	Total/Rotate/Recip (gr)*	FN	Cyl
7567	BM_BN54_OHS_5709B6H	5.709	145.00	PRO-H	3/8	WMC	0.822	20.88	0.822	20.88	2.1112	53.624	22mm	527 / 362 / 165	H	6
7568	BM_BN54_OHS_5709B6S	5.709	145.00	PRO-H	3/8	CARR	0.822	20.88	0.822	20.88	2.1112	53.624	22mm	535 / 370 / 165	S	6

N55/S55

ID	Part #	CC (in)	CC (mm)	Style	Bolt Size	Bolt Type	Pin Width (in)	Pin Width (mm)	Big Width (in)	Big Width (mm)	Big Bore (in)	Big Bore (mm)	Pin Size	Total/Rotate/Recip (gr)*	FN	Cyl
9103	BM_BN55_OHS_5683B6H	5.683	144.35	PRO-H	3/8	WMC	0.822	20.88	0.822	20.88	2.1112	53.620	22mm	531 / 365 / 166	H	6
9104	BM_BN55_OHS_5683B6S	5.683	144.35	PRO-H	3/8	CARR	0.822	20.88	0.822	20.88	2.1112	53.620	22mm	538 / 373 / 165	S	6

M40 / M42 / M43 / M44

ID	Part #	CC (in)	CC (mm)	Style	Bolt Size	Bolt Type	Pin Width (in)	Pin Width (mm)	Big Width (in)	Big Width (mm)	Big Bore (in)	Big Bore (mm)	Pin Size	Total/Rotate/Recip (gr)*	FN	Cyl
5146	BM-M42>-65512H	5.512	140.00	PRO-H	3/8	WMC	0.862	21.89	0.862	21.89	1.8898	48.001	22mm	500 / 346 / 154	H	4
5147	BM-M42>-65512S	5.512	140.00	PRO-H	3/8	CARR	0.862	21.89	0.862	21.89	1.8898	48.001	22mm	506 / 353 / 153	S	4

M3 / M52B32 (S52USB32) / M54B30 (S52USB30) / M20B25

ID	Part #	CC (in)	CC (mm)	Style	Bolt Size	Bolt Type	Pin Width (in)	Pin Width (mm)	Big Width (in)	Big Width (mm)	Big Bore (in)	Big Bore (mm)	Pin Size	Total/Rotate/Recip (gr)*	FN	Cyl
5148	BM-M52>-65315H	5.315	135.00	PRO-H	3/8	WMC	0.862	21.89	0.862	21.89	1.8898	48.001	22mm	493 / 343 / 150	H	6
5149	BM-M52>-65315S	5.315	135.00	PRO-H	3/8	CARR	0.862	21.89	0.862	21.89	1.8898	48.001	22mm	497 / 348 / 149	S	6

EUROPEAN & VINTAGE RODS

BMW



M52 TU 24v / M50 2.5

ID	Part #	CC (in)	CC (mm)	Style	Bolt Size	Bolt Type	Pin Width (in)	Pin Width (mm)	Big Width (in)	Big Width (mm)	Big Bore (in)	Big Bore (mm)	Pin Size	Total/Rotate/Recip (gr)*	FN	Cyl
5150	BM-M52>-65512H	5.512	140.00	PRO-H	3/8	WMC	0.862	21.89	0.862	21.89	1.8898	48.001	22mm	498 / 344 / 154	H	6
5151	BM-M52>-65512S	5.512	140.00	PRO-H	3/8	CARR	0.862	21.89	0.862	21.89	1.8898	48.001	22mm	505 / 353 / 152	S	6

M52 / M54

ID	Part #	CC (in)	CC (mm)	Style	Bolt Size	Bolt Type	Pin Width (in)	Pin Width (mm)	Big Width (in)	Big Width (mm)	Big Bore (in)	Big Bore (mm)	Pin Size	Total/Rotate/Recip (gr)*	FN	Cyl
5152	BM-M52>-65709H	5.709	145.00	PRO-H	3/8	WMC	0.862	21.89	0.862	21.89	1.8898	48.001	22mm	511 / 352 / 159	H	6
5153	BM-M52>-65709S	5.709	145.00	PRO-H	3/8	CARR	0.862	21.89	0.862	21.89	1.8898	48.001	22mm	516 / 358 / 158	S	6

M3 / S14B23 S14/B25

ID	Part #	CC (in)	CC (mm)	Style	Bolt Size	Bolt Type	Pin Width (in)	Pin Width (mm)	Big Width (in)	Big Width (mm)	Big Bore (in)	Big Bore (mm)	Pin Size	Total/Rotate/Recip (gr)*	FN	Cyl
5154	BM-S14>-65669H	5.669	144.00	PRO-H	3/8	WMC	0.950	24.13	0.941	23.90	2.0472	51.999	22mm	556 / 386 / 170	H	4
5155	BM-S14>-65669S	5.669	144.00	PRO-H	3/8	CARR	0.950	24.13	0.941	23.90	2.0472	51.999	22mm	566 / 394 / 172	S	4

M5 / M6 S38

ID	Part #	CC (in)	CC (mm)	Style	Bolt Size	Bolt Type	Pin Width (in)	Pin Width (mm)	Big Width (in)	Big Width (mm)	Big Bore (in)	Big Bore (mm)	Pin Size	Total/Rotate/Recip (gr)*	FN	Cyl
5156	BM-S38>-65669H	5.669	144.00	PRO-H	3/8	WMC	0.950	24.13	0.941	23.90	2.0472	51.999	22mm	556 / 387 / 169	H	6
5157	BM-S38>-65669S	5.669	144.00	PRO-H	3/8	CARR	0.950	24.13	0.941	23.90	2.0472	51.999	22mm	565 / 396 / 169	S	6

S50B32 (Euro)

ID	Part #	CC (in)	CC (mm)	Style	Bolt Size	Bolt Type	Pin Width (in)	Pin Width (mm)	Big Width (in)	Big Width (mm)	Big Bore (in)	Big Bore (mm)	Pin Size	Total/Rotate/Recip (gr)*	FN	Cyl
5158	BM-S50-1>-65472H	5.472	139.00	PRO-H	3/8	WMC	0.862	21.89	0.862	21.89	2.0866	53.000	21mm	509 / 355 / 154	H	6
5159	BM-S50-1>-65472S	5.472	139.00	PRO-H	3/8	CARR	0.862	21.89	0.862	21.89	2.0866	53.000	21mm	516 / 362 / 154	S	6

S50B30 (Euro)

ID	Part #	CC (in)	CC (mm)	Style	Bolt Size	Bolt Type	Pin Width (in)	Pin Width (mm)	Big Width (in)	Big Width (mm)	Big Bore (in)	Big Bore (mm)	Pin Size	Total/Rotate/Recip (gr)*	FN	Cyl
5160	BM-S50-1>-65602H	5.602	142.30	PRO-H	3/8	WMC	0.862	21.89	0.862	21.89	2.0866	53.000	21mm	516 / 359 / 157	H	6
5161	BM-S50-1>-65602S	5.602	142.30	PRO-H	3/8	CARR	0.862	21.89	0.862	21.89	2.0866	53.000	21mm	521 / 364 / 157	S	6

S54B32

ID	Part #	CC (in)	CC (mm)	Style	Bolt Size	Bolt Type	Pin Width (in)	Pin Width (mm)	Big Width (in)	Big Width (mm)	Big Bore (in)	Big Bore (mm)	Pin Size	Total/Rotate/Recip (gr)*	FN	Cyl
5162	BM-S54>-65472H	5.472	139.00	PRO-H	3/8	WMC	0.784	19.91	0.784	19.91	2.0866	53.000	21mm	491 / 344 / 147	H	6
5163	BM-S54>-65472S	5.472	139.00	PRO-H	3/8	CARR	0.784	19.91	0.784	19.91	2.0866	53.000	21mm	499 / 351 / 148	S	6

S62B50 E39-M5 / E52-Z8

ID	Part #	CC (in)	CC (mm)	Style	Bolt Size	Bolt Type	Pin Width (in)	Pin Width (mm)	Big Width (in)	Big Width (mm)	Big Bore (in)	Big Bore (mm)	Pin Size	Total/Rotate/Recip (gr)*	FN	Cyl
5164	BM-S62>-65571H	5.571	141.50	PRO-H	3/8	WMC	0.823	20.90	0.823	20.90	2.0866	53.000	22mm	515 / 355 / 160	H	8
5165	BM-S62>-65571S	5.571	141.50	PRO-H	3/8	CARR	0.823	20.90	0.823	20.90	2.0866	53.000	22mm	519 / 361 / 158	S	8

Notes: H - H11 toolsteel fasteners, S - Multiphase fasteners, > - Straight Blade, < - Taper Blade

EUROPEAN & VINTAGE RODS

BMW



S65B40 E90/91/92/93 M3

ID	Part #	CC (in)	CC (mm)	Style	Bolt Size	Bolt Type	Pin Width (in)	Pin Width (mm)	Big Width (in)	Big Width (mm)	Big Bore (in)	Big Bore (mm)	Pin Size	Total/Rotate/Recip (gr)*	FN	Cyl
5166	BM-S65>-65540H	5.540	140.72	PRO-H	3/8	WMC	0.866	22.00	0.725	18.42	2.2047	55.999	21mm	522 / 372 / 150	H	8
5167	BM-S65>-65540S	5.540	140.72	PRO-H	3/8	CARR	0.866	22.00	0.725	18.42	2.2047	55.999	21mm	529 / 380 / 149	S	8

S85B50 E60-M5 / E63-M6

ID	Part #	CC (in)	CC (mm)	Style	Bolt Size	Bolt Type	Pin Width (in)	Pin Width (mm)	Big Width (in)	Big Width (mm)	Big Bore (in)	Big Bore (mm)	Pin Size	Total/Rotate/Recip (gr)*	FN	Cyl
5168	BM-S85>-65540H	5.540	140.72	PRO-H	3/8	WMC	0.866	22.00	0.725	18.42	2.2047	55.999	21mm	522 / 372 / 150	H	10
5169	BM-S85>-65540S	5.540	140.72	PRO-H	3/8	CARR	0.866	22.00	0.725	18.42	2.2047	55.999	21mm	528 / 379 / 149	S	10

COSWORTH / FORD / LOTUS



BDA / Ford Narrow Journal, FVA

ID	Part #	CC (in)	CC (mm)	Style	Bolt Size	Bolt Type	Pin Width (in)	Pin Width (mm)	Big Width (in)	Big Width (mm)	Big Bore (in)	Big Bore (mm)	Pin Size	Total/Rotate/Recip (gr)*	FN	Cyl
5272	CO-FVA>-64826H	4.826		PRO-H	3/8	WMC	0.950		0.932		2.0830		0.812	515 / 369 / 146	H	4
5273	CO-FVA>-64826S	4.826		PRO-H	3/8	CARR	0.950		0.932		2.0830		0.812	521 / 375 / 146	S	4
5274	CO-FVA>-64928H	4.928		PRO-H	3/8	WMC	0.950		0.932		2.0830		0.812	522 / 374 / 148	H	4
5275	CO-FVA>-64928S	4.928		PRO-H	3/8	CARR	0.950		0.932		2.0830		0.812	528 / 378 / 148	S	4
5267	CO-BDA>-65230H	5.230		PRO-H	3/8	WMC	0.950		0.932		2.0830		0.812	527 / 373 / 154	H	4
5270	CO-BDA>-65230S	5.230		PRO-H	3/8	CARR	0.950		0.932		2.0830		0.812	532 / 378 / 154	S	4
5271	CO-BDA>-I-65230H	5.230		PRO-I	3/8	WMC	0.950		0.932		2.0830		0.812	540 / 383 / 157	H	4

BDA / Ford Wide Journal / 1600 Twin Cam

ID	Part #	CC (in)	CC (mm)	Style	Bolt Size	Bolt Type	Pin Width (in)	Pin Width (mm)	Big Width (in)	Big Width (mm)	Big Bore (in)	Big Bore (mm)	Pin Size	Total/Rotate/Recip (gr)*	FN	Cyl
5320	F-105>-64826H	4.826		PRO-H	3/8	WMC	0.950		1.054		2.0830		0.812	516 / 382 / 134	H	4
5321	F-105>-64826S	4.826		PRO-H	3/8	CARR	0.950		1.054		2.0830		0.812	521 / 387 / 134	S	4
5322	F-105>-64928H	4.928		PRO-H	3/8	WMC	0.950		1.054		2.0830		0.812	524 / 389 / 136	H	4
5323	F-105>-64928S	4.928		PRO-H	3/8	CARR	0.950		1.054		2.0830		0.812	529 / 393 / 136	S	4
5276	CO-MBDA>-65230H	5.230		PRO-H	3/8	WMC	1.000		1.054		2.0830		0.812	560 / 405 / 155	H	4
5277	CO-MBDA>-65230S	5.230		PRO-H	3/8	CARR	1.000		1.054		2.0830		0.812	565 / 410 / 155	S	4



FERRARI

250 / 275

ID	Part #	CC (in)	CC (mm)	Style	Bolt Size	Bolt Type	Pin Width (in)	Pin Width (mm)	Big Width (in)	Big Width (mm)	Big Bore (in)	Big Bore (mm)	Pin Size	Total/Rotate/Recip (gr)*	FN	Cyl
5343	FE-25>-54409S	4.409	112.00	PRO-H	5/16	CARR	0.745	18.92	0.820	20.85	1.7695	44.945	17mm	395 / 292 / 103	S	12
5344	FE-250>-54409S	4.409	112.00	PRO-H	5/16	CARR	0.745	18.92	0.820	20.85	1.7695	44.945	16.5mm	395 / 292 / 103	S	12

308, 328, 348 V8, V12

ID	Part #	CC (in)	CC (mm)	Style	Bolt Size	Bolt Type	Pin Width (in)	Pin Width (mm)	Big Width (in)	Big Width (mm)	Big Bore (in)	Big Bore (mm)	Pin Size	Total/Rotate/Recip (gr)*	FN	Cyl
5345	FE-328>-65394H	5.394	137.00	PRO-H	3/8	WMC	0.825	20.96	0.821	20.85	1.8557	47.135	18.5	504 / 347 / 157	H	8 & 12
5346	FE-328>-65394S	5.394	137.00	PRO-H	3/8	CARR	0.825	20.96	0.821	20.85	1.8557	47.135	18.5	509 / 352 / 157	S	8 & 12

JAGUAR

3.8 / 4.2 liter

ID	Part #	CC (in)	CC (mm)	Style	Bolt Size	Bolt Type	Pin Width (in)	Pin Width (mm)	Big Width (in)	Big Width (mm)	Big Bore (in)	Big Bore (mm)	Pin Size	Total/Rotate/Recip (gr)*	FN	Cyl
5397	JA-6CL>-67750H	7.750		PRO-H	3/8	WMC	1.060		1.175		2.2330		0.875	739 / 515 / 224	H	6
5398	JA-6CL>-67750S	7.750		PRO-H	3/8	CARR	1.060		1.175		2.2330		0.875	744 / 520 / 224	S	6

LAMBORGHINI

5.2L

ID	Part #	CC (in)	CC (mm)	Style	Bolt Size	Bolt Type	Pin Width (in)	Pin Width (mm)	Big Width (in)	Big Width (mm)	Big Bore (in)	Big Bore (mm)	Pin Size	Total/Rotate/Recip (gr)*	FN	Cyl
7509	LM-5.2V10<-8M6063	6.063	154.00	PRO-H	8mm	CARR	0.756	19.20	0.854	19.15	2.2362	56.799	20mm	520 / 355 / 165	S	10

5.0 L GALLARDO

ID	Part #	CC (in)	CC (mm)	Style	Bolt Size	Bolt Type	Pin Width (in)	Pin Width (mm)	Big Width (in)	Big Width (mm)	Big Bore (in)	Big Bore (mm)	Pin Size	Total/Rotate/Recip (gr)*	FN	Cyl
7485	LM-V10-1<-8M6078S	6.078	154.38	PRO-H	8mm	CARR	0.756	19.20	0.792	20.12	2.2362	56.799	20mm	524 / 358 / 166	S	10

LANCIA / FIAT

Delta 2.0L 16v Turbo - Fiat 2.0 (1995cc)

ID	Part #	CC (in)	CC (mm)	Style	Bolt Size	Bolt Type	Pin Width (in)	Pin Width (mm)	Big Width (in)	Big Width (mm)	Big Bore (in)	Big Bore (mm)	Pin Size	Total/Rotate/Recip (gr)*	FN	Cyl
5419	LN-DLTA>-65709H	5.709	145.01	PRO-H	3/8	WMC	0.905	22.99	1.012	25.70	2.1224	53.909	22mm	570 / 400 / 170	H	4
5420	LN-DLTA>-65709S	5.709	145.01	PRO-H	3/8	CARR	0.905	22.99	1.012	25.70	2.1224	53.909	22mm	575 / 405 / 170	S	4

Notes: H - H11 toolsteel fasteners, S - Multiphase fasteners, > - Straight Blade, < - Taper Blade



EUROPEAN & VINTAGE RODS

LOTUS

Elise & Exige (Toyota 2ZZ-GE)

ID	Part #	CC (in)	CC (mm)	Style	Bolt Size	Bolt Type	Pin Width (in)	Pin Width (mm)	Big Width (in)	Big Width (mm)	Big Bore (in)	Big Bore (mm)	Pin Size	Total/Rotate/Recip (gr)*	FN	Cyl
4254	TO-2ZZGE<SA-65433H	5.433	138.00	PRO-SA	3/8	WMC	0.709	18.01	0.780	19.81	1.8898	48.001	20mm	463 / 330 / 133	H	4
5517	TO-2ZZGE>-65433H	5.433	138.00	PRO-H	3/8	WMC	0.709	18.01	0.780	19.81	1.8898	48.001	20mm	448 / 330 / 118	H	4
5518	TO-2ZZGE>-65433S	5.433	138.00	PRO-H	3/8	CARR	0.709	18.01	0.780	19.81	1.8898	48.001	20mm	453 / 335 / 118	S	4

MG / SPRITE

MGB with 5 main bearings

ID	Part #	CC (in)	CC (mm)	Style	Bolt Size	Bolt Type	Pin Width (in)	Pin Width (mm)	Big Width (in)	Big Width (mm)	Big Bore (in)	Big Bore (mm)	Pin Size	Total/Rotate/Recip (gr)*	FN	Cyl
5426	MG-B>-66500H	6.500		PRO-H	3/8	WMC	1.000		0.996		2.0212		0.812	583 / 413 / 170	H	4
5427	MG-B>-66500S	6.500		PRO-H	3/8	CARR	1.000		0.996		2.0212		0.812	588 / 418 / 170	S	4

948 & 1275cc

ID	Part #	CC (in)	CC (mm)	Style	Bolt Size	Bolt Type	Pin Width (in)	Pin Width (mm)	Big Width (in)	Big Width (mm)	Big Bore (in)	Big Bore (mm)	Pin Size	Total/Rotate/Recip (gr)*	FN	Cyl
5478	SP-1275>-55750S	5.750		PRO-H	5/16	CARR	0.880		1.059		1.7707		0.812	467 / 329 / 138	S	4
5479	SP-948>-55750S	5.750		PRO-H	5/16	CARR	0.880		1.057		1.7707		0.625	451 / 321 / 130	S	4

MINI COOPER

Mini Cooper S 2007- Prince 1.6 THP150 & THP175

ID	Part #	CC (in)	CC (mm)	Style	Bolt Size	Bolt Type	Pin Width (in)	Pin Width (mm)	Big Width (in)	Big Width (mm)	Big Bore (in)	Big Bore (mm)	Pin Size	Total/Rotate/Recip (gr)*	FN	Cyl
7069	BM_BR56_OHS_5454B5S	5.454	138.53	PRO-H	5/16	CARR	0.822	20.88	0.822	20.88	1.8898	48.000	20mm	459 / 311 / 148	S	4

Cooper and Cooper-S w/Tritec 1.6

ID	Part #	CC (in)	CC (mm)	Style	Bolt Size	Bolt Type	Pin Width (in)	Pin Width (mm)	Big Width (in)	Big Width (mm)	Big Bore (in)	Big Bore (mm)	Pin Size	Total/Rotate/Recip (gr)*	FN	Cyl
4727	BM-MINS>-55177S	5.177	131.50	PRO-H	5/16	CARR	0.830	21.08	0.914	23.22	1.9292	49.002	21mm	443 / 318 / 125	S	4

OPEL

C20XE

ID	Part #	CC (in)	CC (mm)	Style	Bolt Size	Bolt Type	Pin Width (in)	Pin Width (mm)	Big Width (in)	Big Width (mm)	Big Bore (in)	Big Bore (mm)	Pin Size	Total/Rotate/Recip (gr)*	FN	Cyl
5453	OP-C20<SA-65634H	5.634	143.10	PRO-H	3/8	WMC	0.866	22.00	1.038	26.37	2.0472	52.000	21mm	562 / 399 / 163	S	4
5454	OP-C20>-65634H	5.634	143.10	PRO-H	3/8	WMC	0.866	22.00	1.038	26.37	2.0472	52.000	21mm	575 / 415 / 160	S	4
5455	OP-C20>-65634S	5.634	143.10	PRO-H	3/8	CARR	0.866	22.00	1.038	26.37	2.0472	52.000	21mm	584 / 423 / 161	S	4

PEUGEOT

207 & 308 1.6L PSA EP6CDT & EP6DTS

ID	Part #	CC (in)	CC (mm)	Style	Bolt Size	Bolt Type	Pin Width (in)	Pin Width (mm)	Big Width (in)	Big Width (mm)	Big Bore (in)	Big Bore (mm)	Pin Size	Total/Rotate/Recip (gr)*	FN	Cyl
7069	BM_BR56_OHS_5454B5S	5.454	138.53	PRO-H	5/16	CARR	0.822	20.88	0.822	20.88	1.8898	48.000	20mm	459 / 311 / 148	S	4

EUROPEAN & VINTAGE RODS

PORSCHE



912, 356 with Porsche case

ID	Part #	CC (in)	CC (mm)	Style	Bolt Size	Bolt Type	Pin Width (in)	Pin Width (mm)	Big Width (in)	Big Width (mm)	Big Bore (in)	Big Bore (mm)	Pin Size	Total/Rotate/Recip (gr)*	FN	Cyl
5465	PR-912>-45352S	5.352	135.94	PRO-H	1/4	CARR	1.000	25.40	0.769	19.53	2.2438	56.993	22mm	445 / 297 / 148	S	4
8663	PR_R912_1HS_5352B4S	5.352	135.94	PRO-H	1/4	CARR	1.000	25.40	0.769	19.53	2.2438	56.993	22mm	438 / 290 / 148	S, V	4

2.0L / 2.2L

ID	Part #	CC (in)	CC (mm)	Style	Bolt Size	Bolt Type	Pin Width (in)	Pin Width (mm)	Big Width (in)	Big Width (mm)	Big Bore (in)	Big Bore (mm)	Pin Size	Total/Rotate/Recip (gr)*	FN	Cyl
5456	PR-2.0>-65120H	5.120	130.00	PRO-H	3/8	WMC	1.000	25.40	0.854	21.69	2.4019	61.008	22mm	568 / 399 / 169	H	6
5457	PR-2.0>-65120S	5.120	130.00	PRO-H	3/8	CARR	1.000	25.40	0.854	21.69	2.4019	61.008	22mm	573 / 404 / 169	S	6

2.4L / 2.7L

ID	Part #	CC (in)	CC (mm)	Style	Bolt Size	Bolt Type	Pin Width (in)	Pin Width (mm)	Big Width (in)	Big Width (mm)	Big Bore (in)	Big Bore (mm)	Pin Size	Total/Rotate/Recip (gr)*	FN	Cyl
5458	PR-247>-65030H	5.030	127.75	PRO-H	3/8	WMC	1.000	25.40	0.934	23.72	2.2050	56.007	22mm	568 / 400 / 168	H	6
5459	PR-247>-65030S	5.030	127.75	PRO-H	3/8	CARR	1.000	25.40	0.934	23.72	2.2050	56.007	22mm	573 / 405 / 168	S	6

3.0L

ID	Part #	CC (in)	CC (mm)	Style	Bolt Size	Bolt Type	Pin Width (in)	Pin Width (mm)	Big Width (in)	Big Width (mm)	Big Bore (in)	Big Bore (mm)	Pin Size	Total/Rotate/Recip (gr)*	FN	Cyl
5460	PR-3.0>-65030H	5.030	127.75	PRO-H	3/8	WMC	1.000	25.40	0.856	21.74	2.2050	56.007	22mm	553 / 384 / 169	H	6
5461	PR-3.0>-65030S	5.030	127.75	PRO-H	3/8	CARR	1.000	25.40	0.856	21.74	2.2050	56.007	22mm	558 / 389 / 169	S	6

3.2L & 3.3L Turbo, Non Turbo 22mm or 23mm Pin

ID	Part #	CC (in)	CC (mm)	Style	Bolt Size	Bolt Type	Pin Width (in)	Pin Width (mm)	Big Width (in)	Big Width (mm)	Big Bore (in)	Big Bore (mm)	Pin Size	Total/Rotate/Recip (gr)*	FN	Cyl
5462	PR-33>22-65000H	5.000	127.00	PRO-H	3/8	WMC	1.000	25.40	0.856	21.74	2.2840	58.014	22mm	571 / 398 / 173	H	6
5463	PR-33>22-65000S	5.000	127.00	PRO-H	3/8	CARR	1.000	25.40	0.856	21.74	2.2840	58.014	22mm	576 / 403 / 173	S	6
4868	PR-33>23-65000H	5.000	127.00	PRO-H	3/8	WMC	1.000	25.40	0.856	21.74	2.2840	58.014	23mm	574 / 401 / 173	H	6
5464	PR-33>23-65000S	5.000	127.00	PRO-H	3/8	CARR	1.000	25.40	0.856	21.74	2.2840	58.014	23mm	579 / 406 / 173	S	6

RSR, 964

ID	Part #	CC (in)	CC (mm)	Style	Bolt Size	Bolt Type	Pin Width (in)	Pin Width (mm)	Big Width (in)	Big Width (mm)	Big Bore (in)	Big Bore (mm)	Pin Size	Total/Rotate/Recip (gr)*	FN	Cyl
5470	PR-RSR>-65000H	5.000	127.00	PRO-H	3/8	WMC	0.768	19.51	0.856	21.74	2.2840	58.014	23mm	557 / 396 / 161	H	6
5471	PR-RSR>-65000S	5.000	127.00	PRO-H	3/8	CARR	0.768	19.51	0.856	21.74	2.2840	58.014	23mm	562 / 401 / 161	S	6

993 / 996 Turbo

ID	Part #	CC (in)	CC (mm)	Style	Bolt Size	Bolt Type	Pin Width (in)	Pin Width (mm)	Big Width (in)	Big Width (mm)	Big Bore (in)	Big Bore (mm)	Pin Size	Total/Rotate/Recip (gr)*	FN	Cyl
5468	PR-993>-65000H	5.000	127.00	PRO-H	3/8	WMC	0.768	19.51	0.744	18.90	2.2840	58.014	23mm	535 / 374 / 161	H	6
5469	PR-993>-65000S	5.000	127.00	PRO-H	3/8	CARR	0.768	19.51	0.744	18.90	2.2840	58.014	23mm	540 / 379 / 161	S	6

Notes: H - H11 toolsteel fasteners, S - Multiphase fasteners, V - Cam Clearance, > - Straight Blade, < - Taper Blade

EUROPEAN & VINTAGE RODS

PORSCHE



997 3.6L Turbo 2007-2008

ID	Part #	CC (in)	CC (mm)	Style	Bolt Size	Bolt Type	Pin Width (in)	Pin Width (mm)	Big Width (in)	Big Width (mm)	Big Bore (in)	Big Bore (mm)	Pin Size	Total/Rotate/Recip (gr)*	FN	Cyl
7002	PR_R997T_OHS_5000B6H	5.000	127.00	PRO-H	3/8	WMC	0.775	19.69	0.744	18.90	2.2840	58.014	23mm	537 / 373 / 164	H	6
7003	PR_R997T_OHS_5000B6S	5.000	127.00	PRO-H	3/8	CARR	0.775	19.69	0.744	18.90	2.2840	58.014	23mm	543 / 379 / 164	H	6

3.8L Turbo 2009 - 2011

ID	Part #	CC (in)	CC (mm)	Style	Bolt Size	Bolt Type	Pin Width (in)	Pin Width (mm)	Big Width (in)	Big Width (mm)	Big Bore (in)	Big Bore (mm)	Pin Size	Total/Rotate/Recip (gr)*	FN	Cyl
7004	PR_B38T09_OHS_5511B6H	5.511	139.98	PRO-H	3/8	WMC	0.817	20.75	0.764	19.41	2.2047	55.999	23mm	530 / 372 / 158	H	6
7005	PR_B38T09_OHS_5511B6S	5.511	139.98	PRO-H	3/8	CARR	0.817	20.75	0.764	19.41	2.2047	55.999	23mm	536 / 378 / 158	H	6

Boxster (986/987), Cayman (987), 996 non-Turbo with 2.5L, 2.7L, 3.2L & 3.4L

ID	Part #	CC (in)	CC (mm)	Style	Bolt Size	Bolt Type	Pin Width (in)	Pin Width (mm)	Big Width (in)	Big Width (mm)	Big Bore (in)	Big Bore (mm)	Pin Size	Total/Rotate/Recip (gr)*	FN	Cyl
5951	PR-996>-65708S	5.708	144.98	PRO-H	3/8	CARR	0.818	20.78	0.794	20.17	2.2047	55.999	22mm	567 / 407 / 160	S	6
6760	PR-996>-65708H	5.708	144.98	PRO-H	3/8	WMC	0.818	20.78	0.794	20.17	2.2047	55.999	22mm	561 / 401 / 160	H	6

996 / 997 Non-Turbo with 3.6L / 3.8L

ID	Part #	CC (in)	CC (mm)	Style	Bolt Size	Bolt Type	Pin Width (in)	Pin Width (mm)	Big Width (in)	Big Width (mm)	Big Bore (in)	Big Bore (mm)	Pin Size	Total/Rotate/Recip (gr)*	FN	Cyl
5952	PR-99603>-65590S	5.590	141.99	PRO-H	3/8	CARR	0.818	20.78	0.764	19.41	2.2047	55.999	22mm	545 / 385 / 160	S	6
6843	PR-99603>-65590H	5.590	141.99	PRO-H	3/8	WMC	0.818	20.78	0.764	19.41	2.2047	55.999	22mm	439 / 379 / 160	H	6

3.4L, 3.6L & 3.8L Non Turbo 2009 +

ID	Part #	CC (in)	CC (mm)	Style	Bolt Size	Bolt Type	Pin Width (in)	Pin Width (mm)	Big Width (in)	Big Width (mm)	Big Bore (in)	Big Bore (mm)	Pin Size	Total/Rotate/Recip (gr)*	FN	Cyl
8944	PR_B9A1_OHS_5512B6H	5.512	140.00	PRO-H	3/8	WMC	0.818	20.78	0.764	19.41	2.2047	55.999	22mm	545 / 380 / 165	H	6
8945	PR_B9A1_OHS_5512B6S	5.512	140.00	PRO-H	3/8	CARR	0.818	20.78	0.764	19.41	2.2047	55.999	22mm	551 / 386 / 165	S	6



EUROPEAN & VINTAGE RODS

PORSCHE

997 Cup 130 mm long with 22 mm pin

ID	Part #	CC (in)	CC (mm)	Style	Bolt Size	Bolt Type	Pin Width (in)	Pin Width (mm)	Big Width (in)	Big Width (mm)	Big Bore (in)	Big Bore (mm)	Pin Size	Total/Rotate/Recip (gr)*	FN	Cyl
9272	PR_R7T3_OHT_5118B6H	5.118	130.00	PRO-H	3/8	WMC	0.925	23.50	0.860	21.84	2.2050	56.007	22mm	511 / 354 / 157	H	6
9273	PR_R7T3_OHT_5118B6S	8.118	130.00	PRO-H	3/8	CARR	0.925	23.50	0.860	21.84	2.2050	56.007	22mm	517 / 359 / 158	S	6

997 Cup 130 mm long with 23 mm pin

ID	Part #	CC (in)	CC (mm)	Style	Bolt Size	Bolt Type	Pin Width (in)	Pin Width (mm)	Big Width (in)	Big Width (mm)	Big Bore (in)	Big Bore (mm)	Pin Size	Total/Rotate/Recip (gr)*	FN	Cyl
8946	PR_R7T23_OHT_5118B6H	5.118	130.00	PRO-H	3/8	WMC	0.925	23.13	0.860	21.84	2.2050	56.007	23mm	518 / 356 / 162	H	6
8947	PR_R7T23_OHT_5118B6S	5.118	130.00	PRO-H	3/8	CARR	0.925	23.13	0.860	21.84	2.2050	56.007	23mm	524 / 362 / 162	S	6

944, 944T, 968

ID	Part #	CC (in)	CC (mm)	Style	Bolt Size	Bolt Type	Pin Width (in)	Pin Width (mm)	Big Width (in)	Big Width (mm)	Big Bore (in)	Big Bore (mm)	Pin Size	Total/Rotate/Recip (gr)*	FN	Cyl
5466	PR-944>-65906H	5.906	150.00	PRO-H	3/8	WMC	1.060	26.92	1.131	28.73	2.1650	54.991	24mm	669 / 469 / 200	H	4
5467	PR-944>-65906S	5.906	150.00	PRO-H	3/8	CARR	1.060	26.92	1.131	28.73	2.1650	54.991	24mm	674 / 474 / 200	S	4

(Cayenne)3.2L VR6 w/ 84mm or Larger Bore

ID	Part #	CC (in)	CC (mm)	Style	Bolt Size	Bolt Type	Pin Width (in)	Pin Width (mm)	Big Width (in)	Big Width (mm)	Big Bore (in)	Big Bore (mm)	Pin Size	Total/Rotate/Recip (gr)*	FN	Cyl
5530	VW-32VR6>-9M6457H	6.457	164.00	PRO-H	9mm	WMC	0.785	19.94	0.785	19.94	2.2362	56.800	20mm	503 / 354 / 149	H	6
5531	VW-32VR6>-9M6457S	6.457	164.00	PRO-H	9mm	CARR	0.785	19.94	0.785	19.94	2.2362	56.800	20mm	513 / 360 / 153	S	6

SAAB

9-2 With Subaru EJ18, EJ20, EJ22, EJ257

ID	Part #	CC (in)	CC (mm)	Style	Bolt Size	Bolt Type	Pin Width (in)	Pin Width (mm)	Big Width (in)	Big Width (mm)	Big Bore (in)	Big Bore (mm)	Pin Size	Total/Rotate/Recip (gr)*	FN	Cyl
5462	PR-33>22-65000H	5.000	127.00	PRO-H	3/8	WMC	1.000	25.40	0.856	21.74	2.2840	58.014	22mm	571 / 398 / 173	H	6
5463	PR-33>22-65000S	5.000	127.00	PRO-H	3/8	CARR	1.000	25.40	0.856	21.74	2.2840	58.014	22mm	576 / 403 / 173	S	6
4868	PR-33>23-65000H	5.000	127.00	PRO-H	3/8	WMC	1.000	25.40	0.856	21.74	2.2840	58.014	23mm	574 / 401 / 173	H	6
5464	PR-33>23-65000S	5.000	127.00	PRO-H	3/8	CARR	1.000	25.40	0.856	21.74	2.2840	58.014	23mm	579 / 406 / 173	S	6

TRIUMPH

Spitfire 1500, late 1300, GT6, TR6

ID	Part #	CC (in)	CC (mm)	Style	Bolt Size	Bolt Type	Pin Width (in)	Pin Width (mm)	Big Width (in)	Big Width (mm)	Big Bore (in)	Big Bore (mm)	Pin Size	Total/Rotate/Recip (gr)*	FN	Cyl
5504	TM-GT6>-45750S	5.750		PRO-H	1/4	CARR	0.900		0.897		2.0212		0.872	439 / 299 / 140	S	4 & 6

TR4 / TR3 / TR2

ID	Part #	CC (in)	CC (mm)	Style	Bolt Size	Bolt Type	Pin Width (in)	Pin Width (mm)	Big Width (in)	Big Width (mm)	Big Bore (in)	Big Bore (mm)	Pin Size	Total/Rotate/Recip (gr)*	FN	Cyl
5505	TM-TR4>-66250H	6.250		PRO-H	3/8	WMC	1.060		1.175		2.2330		0.875	659 / 475 / 184	H	4
5506	TM-TR4>-66250S	6.250		PRO-H	3/8	CARR	1.060		1.175		2.2330		0.875	664 / 480 / 184	S	4

Notes: H - H11 toolsteel fasteners, S - Multiphase fasteners, > - Straight Blade, < - Taper Blade

EUROPEAN & VINTAGE RODS

VOLKSWAGEN / AUDI / SKODA / SEAT



TTRS

ID	Part #	CC (in)	CC (mm)	Style	Bolt Size	Bolt Type	Pin Width (in)	Pin Width (mm)	Big Width (in)	Big Width (mm)	Big Bore (in)	Big Bore (mm)	Pin Size	Total/Rotate/Recip (gr)*	FN	Cyl
8554	AU_BTTRS_OHS_5670B6H	5.670	144.00	PRO-H	3/8	WMC	0.862	21.89	0.862	21.89	1.9928	50.617	22mm	550 / 377 / 173	H	5
8555	AU_BTTRS_OHS_5670B6S	5.670	144.00	PRO-H	3/8	CARR	0.862	21.89	0.862	21.89	1.9928	50.617	22mm	556 / 385 / 171	S	5

TFSI 2.0L (21mm pin)

ID	Part #	CC (in)	CC (mm)	Style	Bolt Size	Bolt Type	Pin Width (in)	Pin Width (mm)	Big Width (in)	Big Width (mm)	Big Bore (in)	Big Bore (mm)	Pin Size	Total/Rotate/Recip (gr)*	FN	Cyl
8550	VW_BTFSI_OHS_5670B6H	5.670	144.00	PRO-H	3/8	WMC	0.862	21.89	0.980	24.89	1.9928	50.617	21mm	524 / 367 / 157	H	4
8551	VW_BTFSI_OHS_5670B6S	5.670	144.00	PRO-H	3/8	CARR	0.862	21.89	0.980	24.89	1.9928	50.617	21mm	532 / 375 / 157	S	4

TSI 2.0L (21mm pin)

ID	Part #	CC (in)	CC (mm)	Style	Bolt Size	Bolt Type	Pin Width (in)	Pin Width (mm)	Big Width (in)	Big Width (mm)	Big Bore (in)	Big Bore (mm)	Pin Size	Total/Rotate/Recip (gr)*	FN	Cyl
8552	VW_BTSL_OHS_5670B6H	5.670	144.00	PRO-H	3/8	WMC	0.862	21.89	0.862	21.89	1.9928	50.617	21mm	538 / 383 / 155	H	4
8553	VW_BTSL_OHS_5670B6S	5.670	144.00	PRO-H	3/8	CARR	0.862	21.89	0.862	21.89	1.9928	50.617	21mm	547 / 391 / 156	S	4

TSI 2.0L (23mm pin)

ID	Part #	CC (in)	CC (mm)	Style	Bolt Size	Bolt Type	Pin Width (in)	Pin Width (mm)	Big Width (in)	Big Width (mm)	Big Bore (in)	Big Bore (mm)	Pin Size	Total/Rotate/Recip (gr)*	FN	Cyl
9715	VW_BTSL_3HS_5670B6H	5.670		PRO-H	3/8	WMC	0.862	21.89	0.862	21.89	1.9928	50.617	23mm	557 / 383 / 174	H	4
9714	VW_BTSL_3HS_5670B6S	5.670		PRO-H	3/8	CARR	0.862	21.89	0.862	21.89	1.9928	50.617	23mm	564 / 389 / 175	S	4

2.8L VR6 w/ 82mm or Larger Bore

ID	Part #	CC (in)	CC (mm)	Style	Bolt Size	Bolt Type	Pin Width (in)	Pin Width (mm)	Big Width (in)	Big Width (mm)	Big Bore (in)	Big Bore (mm)	Pin Size	Total/Rotate/Recip (gr)*	FN	Cyl
5529	VW-28VR6>-8M6457S	6.457	164.00	PRO-H	8mm	CARR	0.785	19.94	0.785	19.94	2.2362	56.800	20mm	477 / 332 / 145	S	6

3.2L VR6

ID	Part #	CC (in)	CC (mm)	Style	Bolt Size	Bolt Type	Pin Width (in)	Pin Width (mm)	Big Width (in)	Big Width (mm)	Big Bore (in)	Big Bore (mm)	Pin Size	Total/Rotate/Recip (gr)*	FN	Cyl
5530	VW-32VR6>-9M6457H	6.457	164.00	PRO-H	9mm	WMC	0.785	19.94	0.785	19.94	2.2362	56.800	20mm	503 / 354 / 149	H	6
5531	VW-32VR6>-9M6457S	6.457	164.00	PRO-H	9mm	CARR	0.785	19.94	0.785	19.94	2.2362	56.800	20mm	513 / 360 / 153	S	6

ABA-ABF

ID	Part #	CC (in)	CC (mm)	Style	Bolt Size	Bolt Type	Pin Width (in)	Pin Width (mm)	Big Width (in)	Big Width (mm)	Big Bore (in)	Big Bore (mm)	Pin Size	Total/Rotate/Recip (gr)*	FN	Cyl
5532	VW-ABA<SA-66260H	6.620	159.00	PRO-SA	3/8	WMC	0.980	24.89	0.981	24.92	1.9928	50.617	21mm	594 / 412 / 182	H	4
5533	VW-ABA>-66260H	6.620	159.00	PRO-H	3/8	WMC	0.980	24.89	0.981	24.92	1.9928	50.617	21mm	579 / 402 / 177	H	4
5534	VW-ABA>-66260S	6.620	159.00	PRO-H	3/8	CARR	0.980	24.89	0.981	24.92	1.9928	50.617	21mm	585 / 408 / 177	S	4

FSI 2.0L (20mm pin)

ID	Part #	CC (in)	CC (mm)	Style	Bolt Size	Bolt Type	Pin Width (in)	Pin Width (mm)	Big Width (in)	Big Width (mm)	Big Bore (in)	Big Bore (mm)	Pin Size	Total/Rotate/Recip (gr)*	FN	Cyl
6099	VW-FSI20>-65670H	5.670	144.00	PRO-H	3/8	WMC	0.862	21.89	0.981	24.92	1.9928	50.617	20mm	516 / 369 / 147	H	4
6096	VW-FSI20>-65670S	5.670	144.00	PRO-H	3/8	CARR	0.862	21.89	0.981	24.92	1.9928	50.617	20mm	522 / 375 / 147	S	4

VOLKSWAGEN / AUDI / SKODA / SEAT

1.8T, 2.0L 16v (9a) & 2.2L (5 cyl)

ID	Part #	CC (in)	CC (mm)	Style	Bolt Size	Bolt Type	Pin Width (in)	Pin Width (mm)	Big Width (in)	Big Width (mm)	Big Bore (in)	Big Bore (mm)	Pin Size	Total/Rotate/Recip (gr)*	FN	Cyl
5535	VW-GTI<SA-65670H	5.670	144.00	PRO-SA	3/8	WMC	1.000	25.40	0.981	24.92	1.9928	50.617	20mm	555 / 396 / 159	H	4 & 5
5537	VW-GTI>-65670H	5.670	144.00	PRO-H	3/8	WMC	1.000	25.40	0.981	24.92	1.9928	50.617	20mm	573 / 403 / 170	H	4 & 5
5538	VW-GTI>-65670S	5.670	144.00	PRO-H	3/8	CARR	1.000	25.40	0.981	24.92	1.9928	50.617	20mm	578 / 408 / 170	S	4 & 5
5539	VW-GTI-1<A-65670H	5.670	144.00	PRO-A	3/8	WMC	1.000	25.40	0.981	24.92	1.9928	50.617	20mm	539 / 395 / 141	H	4 & 5

VOLVO

Modular Engines 1.9L (4cyl), 2.3L, 2.4L, 2.5L (5cyl), 2.9L (6cyl)

ID	Part #	CC (in)	CC (mm)	Style	Bolt Size	Bolt Type	Pin Width (in)	Pin Width (mm)	Big Width (in)	Big Width (mm)	Big Bore (in)	Big Bore (mm)	Pin Size	Total/Rotate/Recip (gr)*	FN	Cyl
5526	VO-S60<SA-65630H	5.630	143.00	PRO-SA	3/8	WMC	0.862	21.89	1.012	25.70	2.0866	53.000	23mm	573 / 410 / 163	H	4, 5 & 6
5527	VO-S60>-65630H	5.630	143.00	PRO-H	3/8	WMC	0.862	21.89	1.012	25.70	2.0866	53.000	23mm	575 / 409 / 166	H	4, 5 & 6
5528	VO-S60>-65630S	5.630	143.00	PRO-H	3/8	CARR	0.862	21.89	1.012	25.70	2.0866	53.000	23mm	580 / 414 / 166	S	4, 5 & 6

Notes: H - H11 toolsteel fasteners, S - Multiphase fasteners, > - Straight Blade, < - Taper Blade







Project X

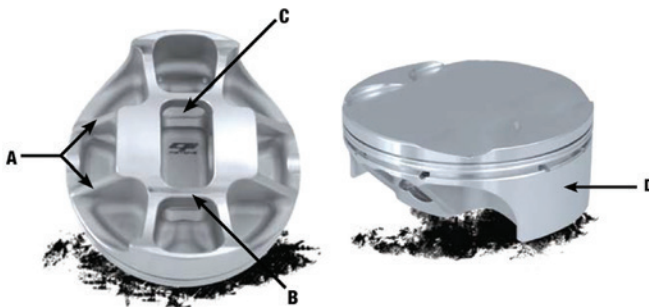
After two years of development, CP-Carrillo has expanded its X-forging technology from its custom racing piston program and introduced Project X Pistons: Off the shelf fully boxed pistons for a variety of street bike and Powersports applications including Honda, Yamaha, Suzuki, Kawasaki, KTM and others. CP-Carrillo pistons are fully boxed forgings designed to minimize friction and reduce weight without compromising piston strength. CP-Carrillo adjusts the weight balance between the high and low areas of the piston during the forging process, and incorporates bracing and ribs for near unbeatable strength. The inherent design of CP-Carrillo Piston X forgings allow for the use of a shorter pin, which increases strength and overall lightness of the assembly.

Project X Piston Line Features:

- Leading edge racing piston technology available off the shelf.
- Fully boxed-style forging for ultimate strength, durability and power.
- Reconfigured piston skirt designs maximize power and reduce piston rocking.
- Coated skirts limit the amount of friction and the skirt/acts as buffer between piston and cylinder wall.
- Double pin oilers engineered in conjunction with broached oilers to deliver twice the amount of oil to the pin.
- Internal windows allows additional oil to flow to the pin.
- Top of the line DLC coated pins offer a high resistance to wear which extends the service life and reliability under extreme conditions.

As with everything CP-Carrillo, these pistons have been thoroughly developed and tested in extreme applications. The result is a state of the art piston using the latest in technology that was once only offered to the higher echelons of motorsports. All Project X pistons are available off the shelf and are listed throughout the catalog for you application.

The X Factor: For Competitive Powersports Applications



A – External bracing minimizes piston deformation to maintain maximum ring support to deliver more power.

B – Internal bracing strengthens the part in the most critical area: the pin bore. This bracing maximizes durability while decreasing friction in the pin area.

C – Internal windows allow excess oil to reach the wrist pin. These windows along with CP-Carrillo standard double pin oilers promote longer life and more useable horsepower.

D – Wider skirt faces and redesigned profiles are engineered for stability, power, and durability. All Project X pistons come standard with skirt coating which reduces friction, which in turn reduces heat. (Coating not shown)

CPK/CPKX Kits:

With the current state of the economy, it's important that everyone gets the most out of their money. CP-Carrillo understands this, and this is why we created our CPK and CPKX kits. These drop in kits include our piston as well as a top end gasket kit from Cosmetic Gaskets. The added value that goes with these kits doesn't just stop at the price, but instead goes all the way to convenience. These kits are not only cheaper than if you were to buy the components separately, but also allows you the distributor, dealer, or racer to make one phone call, pay one shipping charge and inventory one item to meet many needs. For more information, call CP-Carrillo today and we will explain how these kits can simplify your world.

Platinum Kits: **PK**

The Platinum kit will completely transform your bike/quad without breaking the bank. These one of a kind class legal kits have been redesigned to use smaller wrist pins and longer rods to give you a lightweight assembly and allowing you to get the most out of your engine without changing the displacement. All of our Platinum kits feature the Project X piston technology while including DLC pins, Cometic top end gaskets and are-designed Carrillo rod. These kits have been highly successful and feature some of the best kept secrets in the industry.

POWERSPORTS PISTONS

ARCTIC CAT 1156 cc



Model	Year	Bore	Comp Ratio	Piston #	CPK #	Rod #	Pin #	Locks #	Rings #	Gasket Only #
Z1 Turbo	2009 +	98mm	9.5:1	M9063	Call	6131	945-2500-19CP3C	945x073 SLX	CPN-3858	Call

CanAM 450 cc



Model	Year	Bore	Comp Ratio	Piston #	CPK #	Rod #	Pin #	Locks #	Rings #	Gasket Only #
DS450	2008- '14	97mm	12.5:1	M9013	CPK9013	5473	W787-2000-15CP1C	787x050 SLX	CPN2-3819	C3266-HB
DS450	2008- '14	97mm	13.0:1	M9014	CPK9014	5473	W787-2000-15CP1C	787x050 SLX	CPN2-3819	C3266-HB
DS450	2008- '14	97mm	13.6:1	M9015	CPK9015	5473	W787-2000-15CP1C	787x050 SLX	CPN2-2-3819	C3266-HB

CanAM 900 cc



Model	Year	Bore	Comp Ratio	Piston #	CPK #	Rod #	Pin #	Locks #	Rings #	Gasket Only #
Maverick X3	2017	74mm	9.5:1	M9080	Call	10247	708-2000-15CP1C	708x050 SLX		Call

CanAM 1000 cc



Model	Year	Bore	Comp Ratio	Piston #	CPK #	Rod #	Pin #	Locks #	Rings #	Gasket Only #
Maverick	2014- '15	91mm	12.0:1	M9058	Call	8155	866-2250-15CP1C	866x063 SWL	CPN-3583	Call
Commander	2014- '15	91mm	12.0:1	M9059	Call	8155	866-2250-15CP1C	866x063 SWL	CPN-3583	Call

HONDA 150 cc



Model	Year	Bore	Comp Ratio	Piston #	CPK #	Rod #	Pin #	Locks #	Rings #	Gasket Only #
CRF150R	2007- '12	66mm	13.0:1	M2043C	CPK2043C	8750	W551-1500-12CP1C	551x040 SLX	CP6600C	C3187
CRF150R	2007- '12	66mm	13.0:1	M2044C	CPK2044C	8750	W551-1500-12CP1C	551x040 SLX	CP6600C	C3187



HONDA 250 cc



Model	Year	Bore	Comp Ratio	Piston #	CPK #	Rod #	Pin #	Locks #	Rings #	Gasket Only #
CRF250R	2002- '08	78mm	13.0:1	M2042C	CPK2042C	8822	W630-1650-13CP1C	630x050 SLX	CP7800C	C7185
CRF250R	2002- '08	78mm	13.5:1	M2000C	CPK2000C	8822	W630-1650-13CP1C	630x050 SLX	CP7800C	C7185
CRF250R	2002- '08	78mm	13.5:1	MX2000C	CPKX2000C	8822	S630-1650-13C	630x050 SLX	CP7800C	C7185
CRF250R	2002- '08	78mm	14.0:1	MX2100C	CPKX2100C	8822	S630-1650-13C	630x050 SLX	CP7800C	C7185
CRF250R	2002- '08	78mm	14.5:1	MX2108C	CPKX2108C	8822	S630-1650-13C	630x050 SLX	CP7800C	C7185
PK CRF250R	2002- '08	78mm	14.5:1	MX2P08C	CPKX2P08C	8821	S591-1650-13C	591x040 SLX	CP7800C	C7185-EST
CRF250R	2002- '08	79mm	13.5:1	MX2061C	CPKX2061C	8822	S630-1650-13C	630x050 SLX	CP7900C	C7189
CRF250R	2002- '08	81mm	13.5:1	MX2051C	CPKX2051C	8822	S630-1650-13C	630x050 SLX	CP8100C	C7189
CRF250R	2009	78mm	13.5:1	M2060C	CPK2060C	8822	W630-1650-13CP1C	630x050 SLX	CP7800C	C7185
CRF250R	2009	78mm	13.5:1	MX2060C	CPKX2060C	8822	S630-1650-13C	630x050 SLX	CP7800C	C7185
CRF250R	2009	78mm	14.0:1	MX2066C	CPKX2066C	8822	S630-1650-13C	630x050 SLX	CP7800C	C7185
CRF250R	2009	78mm	14.5:1	MX2065C	CPKX2065C	8822	S630-1650-13C	630x050 SLX	CP7800C	C7185
CRF250R	2009	79mm	13.5:1	M2064C	CPK2064C	8822	W630-1650-13CP1C	630x050 SLX	CP7900C	C7189
CRF250R	2009	79mm	14.0:1	MX2067C	CPKX2067C	8822	S630-1650-13C	630x050 SLX	CP7900C	C7189
CRF250R	2010- '13	76.8mm	13.5:1	M2070C	CPK2070C	8822	W630-1650-13CP1C	630x050 SLX	CP7680C	C3288
CRF250R	2010- '13	76.8mm	13.5:1	MX2070C	CPKX2070C	8822	S630-1650-13C	630x050 SLX	CP7680C	C3288
CRF250R	2010- '13	76.8mm	14.0:1	MX2071C	CPKX2071C	8822	S630-1650-13C	630x050 SLX	CP7680C	C3288
PK CRF250R	2010- '13	76.8mm	14.0:1	MX2P71C	CPKX2P71C	8821	S591-1650-13C	591x040 SLX	CP7680C	C3288-EST
CRF250R	2010- '13	76.8mm	14.5:1	MX2072C	CPKX2072C	8822	S630-1650-13C	630x050 SLX	CP7680C	C3288
CRF250R	2010- '13	79mm	13.5:1	MX2073C	CPKX2073C	8822	S630-1650-13C	630x050 SLX	CP7900C	C3289
CRF250R	2014- '15	76.8mm	14.0:1	MX2171C	CPKX2171C	8822	S630-1650-13C	630x050 SLX	CP7680C	C3288
CRF250R	2014- '15	76.8mm	14.0:1	MX2171C-P	CPKX2171C-P	8822	S630-1650-13C	630x050 SLX	CP7680C	C3288
PK CRF250R	2014- '15	76.8mm	14.0:1	MX2P72C	CPKX2P72C	8821	S591-1650-13C	591x040 SLX	CP7680C	C3288
PK CRF250R	2014- '15	76.8mm	14.0:1	MX2P72C-P	CPKX2P72C-P	8821	S591-1650-13C	591x040 SLX	CP7680C	C3288
CRF250R	2014- '15	76.8mm	14.5:1	MX2172C	CPKX2172C	8822	S630-1650-13C	630x050 SLX	CP7680C	C3288
CRF250R	2016- '17	76.8mm	14.0:1	MX2080C	CPKX2080C	8822	S630-1650-13C	630x050 SLX	CP7680C	C3288-EST
CRF250R	2016- '17	76.8mm	14.5:1	MX2081C-P	CPKX2081C-P	8822	S630-1650-13C	630x050 SLX	CP7680C	C3288-EST

HONDA 300 cc



Model	Year	Bore	Comp Ratio	Piston #	CPK #	Rod #	Pin #	Locks #	Rings #	Gasket Only #
TRX300EX	1992- '09	75mm	11.5:1	M2040	CPK2040	N/A	669-1810-12CP1C	669x050 SLX	CPUG-2953	C7143



POWERSPORTS PISTONS

HONDA 400 cc



Model	Year	Bore	Comp Ratio	Piston #	CPK #	Rod #	Pin #	Locks #	Rings #	Gasket Only #
TRX400EX	1996- '16	85mm	11.0:1	M2003	CPK2003	5034	W787-2000-15CP1C	787x050 SLX	CPN-3347	C7825
TRX400EX	1996- '16	87mm	12.5:1	M2008	CPK2008	5034	W787-2000-15CP1C	787x050 SLX	CPN-3425	C7826
TRX400EX	1996- '16	89mm	11.5:1	M2033	CPK2033	5034	W787-2000-15CP1C	787x050 SLX	CPN-3504	C7826
XR400	1996- '09	85mm	11.0:1	M2003	CPK2003	N/A	W787-2000-15CP1C	787x050 SLX	CPN-3347	C7825
XR400	1996- '09	85mm	12.5:1	M2004	CPK2004	N/A	W787-2000-15CP1C	787x050 SLX	CPN-3347	C7825
XR400	1996- '09	87mm	12.5:1	M2008	CPK2008	N/A	W787-2000-15CP1C	787x050 SLX	CPN-3425	C7826
XR400	1996- '09	89mm	11.5:1	M2033	CPK2033	N/A	W787-2000-15CP1C	787x050 SLX	CPN-3504	C7826

HONDA 450 cc



Model	Year	Bore	Comp Ratio	Piston #	CPK #	Rod #	Pin #	Locks #	Rings #	Gasket Only #
CRF450R	2002- '08	96mm	12.5:1	M2009	CPK2009	8820	W748-2000-15CP1C	748x050 SLX	CPN2-2-3779	C3047
CRF450R	2002- '08	96mm	12.5:1	MX2009	CPKX2009	8820	S748-2000-15C	748x050 SLX	CPN2-2-3779	C3047
CRF450R	2002- '08	96mm	13.0:1	M2029	CPK2029	8820	W748-2000-15CP1C	748x050 SLX	CPN2-2-3779	C3047
CRF450R	2002- '08	96mm	13.0:1	MX2029	CPKX2029	8820	S748-2000-15C	748x050 SLX	CPN2-2-3779	C3047
CRF450R	2002- '08	96mm	13.5:1	MX2010	CPKX2010	8820	S748-2000-15C	748x050 SLX	CPN2-2-3779	C3047
PK CRF450R	2002- '08	96mm	13.5:1	MX2P10	CPKX2P10	Call	S708-2000-15C	708x050 SLX	CPN2-2-3779	C3047-EST
CRF450R	2002- '08	96mm	14.0:1	MX2045	Call	8820	S748-2000-15C	748x050 SLX	CPN2-2-3779	Call
CRF450R	2002- '08	97mm	12.5:1	M2011	CPK2011	8820	W748-2000-15CP1C	748x050 SLX	CPN2-2-3819	C3049
CRF450R	2002- '08	97mm	13.5:1	M2012	CPK2012	8820	W748-2000-15CP1C	748x050 SLX	CPN2-2-3819	C3049
CRF450R	2002- '08	98mm	13.5:1	M2014	CPK2014	8820	W748-2000-15CP1C	748x050 SLX	CPNZ-3858	C3049
CRF450R	2002- '08	99mm	12.5:1	M2015	CPK2015	8820	W748-2000-15CP1C	748x050 SLX	CPN2-3897	C3049
CRF450R	2002- '08	100mm	13.5:1	M2052	CPK2052	8820	W748-2000-15CP1C	748x050 SLX	CPN2-2-3937	C3077
CRF450R	2009- '16	96mm	12.5:1	M2057	CPK2057	8805	W748-2000-15CP1C	748x050 SLX	CPN2-2-3779	C3270
CRF450R	2009- '16	96mm	12.5:1	MX2057	CPKX2057	8805	S748-2000-15C	748x050 SLX	CPN2-2-3779	C3270
CRF450R	2009- '16	96mm	13.0:1	M2058	CPK2058	8805	W748-2000-15CP1C	748x050 SLX	CPN2-2-3779	C3270
CRF450R	2009- '16	96mm	13.0:1	MX2058	CPKX2058	8805	S748-2000-15C	748x050 SLX	CPN2-2-3779	C3270
CRF450R	2009- '16	96mm	13.5:1	MX2059	CPKX2059	8805	S748-2000-15C	748x050 SLX	CPN2-2-3779	C3270
CRF450R	2009- '16	96mm	13.5:1	MX2059-P	CPKX2059-P	8805	S748-2000-15C	748x050 SLX	CP9600C	C3270
CRF450R	2009- '16	96mm	14.0:1	MX2063	CPKX2063	8805	S748-2000-15C	748x050 SLX	CPN2-2-3779	C3270
PK CRF450R	2009- '16	96mm	14.0:1	MX2P63	CPKX2P63	8819	S708-2000-15C	708x050 SLX	CPN2-2-3779	C3270-EST
CRF450R	2009- '16	98mm	13.0:1	M2069	CPK2069	8805	W748-2000-15CP1C	748x050 SLX	CPN2-3858	C3275
CRF450R	2017	96mm	13.5:1	MX2180	CPKX2180	9713	S748-2000-15C	748x050 SLX	CPN2-2-3779	C3621
CRF450R	2017	96mm	14.0:1	MX2181	CPKX2181	9713	S748-2000-15C	748x050 SLX	CPN2-2-3779	C3621
TRX450R	2004- '05	94mm	11.0:1	M2021	CPK2021	8818	W827-2000-15CP1C	827x063 SLX	CPN2-3701	C7877
TRX450R	2004- '05	94mm	12.0:1	M2035	CPK2035	8818	W827-2000-15CP1C	827x063 SLX	CPN2-3701	C7877
TRX450R	2004- '05	94mm	13.0:1	M2017	CPK2017	8818	W827-2000-15CP1C	827x063 SLX	CPN2-3701	C7877
TRX450R	2004- '05	94mm	13.5:1	M2025	CPK2025	8818	W827-2000-15CP1C	827x063 SLX	CPN2-3701	C7877
TRX450R	2004- '05	95mm	11.0:1	M2022	CPK2022	8818	W827-2000-15CP1C	827x063 SLX	CPN2-3740	C7199
TRX450R	2004- '05	95mm	13.0:1	M2018	CPK2018	8818	W827-2000-15CP1C	827x063 SLX	CPN2-3740	C7199
TRX450R	2004- '05	97mm	13.0:1	M2055	CPK2055	8818	W827-2000-15CP1C	827x063 SLX	CPN2-3819	C7201

HONDA 450 cc



Model	Year	Bore	Comp Ratio	Piston #	CPK #	Rod #	Pin #	Locks #	Rings #	Gasket Only #
TRX450R	2006-'15	96mm	12.5:1	M2036	CPK2036	8804	W748-2000-15CP1C	748x050 SLX	CPN2-3780	C3139
TRX450R	2006-'15	96mm	13.0:1	M2037	CPK2037	8804	W748-2000-15CP1C	748x050 SLX	CPN2-3780	C3139
TRX450R	2006-'15	96mm	13.5:1	M2053	CPK2053	8804	W748-2000-15CP1C	748x050 SLX	CPN2-3780	C3139
TRX450R	2006-'15	96mm	14.0:1	MX2045	CPKX2145	8804	S748-2000-15C	748x050 SLX	CPN2-2-3779	C3139
TRX450R	2006-'15	96mm	14.0:1	MX2P45	CPKX2145-P	9078	S748-2000-15C	748x050 SLX	CPN2-2-3779	C3139-EST
TRX450R	2006-'15	98mm	12.5:1	M2038	CPK2038	8804	W748-2000-15CP1C	748x050 SLX	CPN2-3858	C3141
TRX450R	2006-'15	100mm	13.0:1	M2054	CPK2054	8804	W748-2000-15CP1C	748x050 SLX	CPN2-3937	C3156

HONDA 700 cc



Model	Year	Bore	Comp Ratio	Piston #	CPK #	Rod #	Pin #	Locks #	Rings #	Gasket Only #
TRX700XX	2009-'14	102mm	11.0:1	M2075	CPK2075A	N/A	945-2250-15CP1C	945x073 SLX	RS1610XHHNCR-4015	C3286
TRX700XX	2009-'14	102mm	12.0:1	M2076	CPK2076A	N/A	945-2250-15CP1C	945x073 SLX	RS1610XHHNCR-4015	C3286
TRX700XX	2009-'14	102mm	13.0:1	M2077	CPK2077A	N/A	945-2250-15CP1C	945x073 SLX	RS1610XHHNCR-4015	C3286

HONDA 700 cc



Model	Year	Bore	Comp Ratio	Piston #	CPK #	Rod #	Pin #	Locks #	Rings #	Gasket Only #
CBR1000RR	2008-'14	76mm	14.0:1	MX2078	Call	7576	W669-1650-12CP1C	669x050 SWL	CP7600C	Call
CBR1000RR	2008-'14	78mm	14.0:1	MX2079	Call	7576	W669-1650-12CP1C	669x050 SWL	CP7800C	Call

HUSQVARNA 250 cc



Model	Year	Bore	Comp Ratio	Piston #	CPK #	Rod #	Pin #	Locks #	Rings #	Gasket Only #
FC 250	2013-'15	78mm	14.7:1	MX9046C	CPKX9046C	N/A	S630-1650-13C	630x050 SLX	CP7800C	C3511
FC 250	2016	78mm	14.7:1	MX9060-P	CPKX9060-P	N/A	S630-1650-13C	630x050 SLX	CP7800C	C3595

HUSQVARNA 450 cc



Model	Year	Bore	Comp Ratio	Piston #	CPK #	Rod #	Pin #	Locks #	Rings #	Gasket Only #
FC 450	2016	95mm	13.5:1	MX9061-P	Call	N/A	S748-2000-15C	748x050 SLX	CP9500C	Call
FC 450	2016	95mm	14.0:1	MX9062-P	Call	N/A	S748-2000-15C	748x050 SLX	CP9500C	Call



POWERSPORTS PISTONS

KAWASAKI 250 cc



Model	Year	Bore	Comp Ratio	Piston #	CPK #	Rod #	Pin #	Locks #	Rings #	Gasket Only #
XK250F	2004- '09	77mm	13.5:1	M3023C	CPK4117C	8801	W630-1650-13CP1C	630x050 SLX	CP7700C	C3054
XK250F	2004- '09	77mm	13.5:1	MX3023C	CPKX4117C	8801	S630-1650-13C	630x050 SLX	CP7700C	C3054
XK250F	2004- '09	77mm	14.2:1	M3000C	CPK4020C	8801	W630-1650-13CP1C	630x050 SLX	CP7700C	C3054
XK250F	2004- '09	77mm	14.2:1	MX3000C	CPKX4020C	8801	S630-1650-13C	630x050 SLX	CP7700C	C3054
PK XK250F	2004- '09	77mm	14.2:1	MX3P00C	CPKX3P00C	8813	S591-1650-13C	591x040 SLX	CP7700C	C3054
XK250F	2004- '09	79mm	13.5:1	MX3002C	CPKX3002C	8801	S630-1650-13C	630x050 SLX	CP7900C	CALL
XK250F	2004- '09	80mm	13.5:1	M3024C	CPK3024C	8801	W630-1650-13CP1C	630x050 SLX	CP8000C	CALL
XK250F	2004- '09	80mm	13.5:1	MX3024C	CPKX3024C	8801	S630-1650-13C	630x050 SLX	CP8000C	CALL
XK250F	2004- '09	81mm	12.5:1	MX3007C	CPKX3007C	8801	S630-1650-13C	630x050 SLX	CP8100C	CALL
XK250F	2010- '16	77mm	13.5:1	MX3050C	CPKX3050C	8817	S630-1650-13C	630x050 SLX	CP7700C	C3267-HB
XK250F	2010- '16	77mm	13.5:1	MX3050C-P	CPKX3050C-P	8817	S630-1650-13C	630x050 SLX	CP7700C	C3267-HB
PK XK250F	2010- '16	77mm	14.0:1	MX3P51C	CPKX3P51C	8816	S591-1650-13C	591x040 SLX	CP7700C	C3267-EST
PK XK250F	2010- '16	77mm	14.0:1	MX3P51C-P	CPKX3P51C-P	8816	S591-1650-13C	591x040 SLX	CP7700C	C3267-EST
XK250F	2010- '16	77mm	14.2:1	MX3051C	CPKX3051C	8817	S630-1650-13C	630x050 SLX	CP7700C	C3267-HB
XK250F	2010- '16	77mm	14.2:1	MX3051C-P	CPKX3051C-P	8817	S630-1650-13C	630x050 SLX	CP7700C	C3267-HB
XK250F	2017	77mm	14.2:1	MX3061	CPKX3061	N/A	S630-1650-13C	630x050 SLX	CP7700C	C3619

KAWASAKI 400 cc



Model	Year	Bore	Comp Ratio	Piston #	CPK #	Rod #	Pin #	Locks #	Rings #	Gasket Only #
KFX400	2003- '06	90mm	12.5:1	M4028	CPK4128	5485	787-1875-15CP1C	787x050 SLX	CPN2-3543	C7688
KFX400	2003- '06	94mm	12.5:1	M3003	CPK3103	5485	W787-2000-15CP1C	787x050 SLX	CPN2-3701	C7979
KFX400	2003- '06	95mm	12.5:1	M3004	CPK3104	5485	W787-2000-15CP1C	787x050 SLX	CPN2-3740	C7980
KLX400	2003- '05	90mm	12.5:1	M4028	CPK4028	5485	787-1875-15CP1C	787x050 SLX	CPN2-3543	C7978
KLX400	2003- '05	94mm	12.5:1	M3003	CPK3003	5485	W787-2000-15CP1C	787x050 SLX	CPN2-3701	C7806
KLX400	2003- '05	95mm	12.5:1	M3004	CPK3004	5485	W787-2000-15CP1C	787x050 SLX	CPN2-3740	C7980

KAWASAKI 450 cc



Model	Year	Bore	Comp Ratio	Piston #	CPK #	Rod #	Pin #	Locks #	Rings #	Gasket Only #
KFX450R	2008- '14	96mm	13.0:1	M4027	CPK4027	9274	W827-2000-15CP1C	827x063 SLX	CPN2-3780	C3201
KFX450R	2008- '14	96mm	13.5:1	M4026	CPK4026	9274	W827-2000-15CP1C	827x063 SLX	CPN2-3780	C3201
KFX450R	2008- '14	96mm	13.8:1	M4025	CPK4025	9274	W827-2000-15CP1C	827x063 SLX	CPN2-2-3779	C3201
PK KFX450R	2008- '14	96mm	13.8:1	MX4P25	CPKX4P25	N/A	S748-2000-15C	748x050 SLX	CPN2-2-3779	C3201-EST
KFX450R	2008- '14	98mm	13.0:1	M4029	CPK4029	9274	W827-2000-15CP1C	827x063 SLX	CPN2-3858	C3202
XK450F	2004- '08	96mm	13.0:1	M3009	CPK3009	5402	W748-2000-15CP1C	748x050 SLX	CPN2-2-3779	C3136
XK450F	2004- '08	96mm	13.0:1	MX3009	CPKX3009	5402	S748-2000-15C	748x050 SLX	CPN2-2-3779	C3136
XK450F	2004- '08	96mm	13.5:1	MX3010	CPKX3010	5402	S748-2000-15C	748x050 SLX	CPN2-2-3779	C3136
PK XK450F	2004- '08	96mm	13.5:1	MX3P20	CPKX3P20	6121	S708-2000-15C	708x050 SLX	CPN2-2-3779	C3136-EST
XK450F	2009- '17	96mm	13.0:1	M3035	09- '15 CPK3035 '16- '17 CPK3135	8960	W748-2000-15CP1C	748x050 SLX	CPN2-2-3779	09- '15 C3268-HB '16- '17 C3598-EST
XK450F	2009- '17	96mm	13.0:1	MX3035	09- '15 CPK3035 '16- '17 CPK3135	8960	S748-2000-15C	748x050 SLX	CPN2-2-3779	09- '15 C3268-HB '16- '17 C3598-EST
XK450F	2009- '17	96mm	13.5:1	MX3036	09- '15 CPK3035 '16- '17 CPK3135	8960	S748-2000-15C	748x050 SLX	CPN2-2-3779	09- '15 C3268-HB '16- '17 C3598-EST
XK450F	2009- '17	96mm	13.5:1	MX3036-P	09- '15 CPK3035 '16- '17 CPK3135	8960	S748-2000-15C	748x050 SLX	CP9600C	09- '15 C3268-HB '16- '17 C3598-EST

POWERSPORTS PISTONS

KAWASAKI 600 cc



Model	Year	Bore	Comp Ratio	Piston #	CPK #	Rod #	Pin #	Locks #	Rings #	Gasket Only #
ZX6R	2009- '16	67mm	13.5:1	M3070	Call	'09-12 8841 '13-17 7723 '13-17 9661	591-1500-13CP1C	591x050 SLX	MAC06700	Call
ZX6R	2009- '16	69mm	13:8:1	M3071	Call	'09-12 8841 '13-17 7723 '13-17 9661	591-1500-13CP1C	591x050 SLX	MAC06900	Call

KAWASAKI 700 cc



Model	Year	Bore	Comp Ratio	Piston #	CPK #	Rod #	Pin #	Locks #	Rings #	Gasket Only #
KFX700	2003- '06	83mm	12.0:1	M3022	CPK3022	N/A	W787-2000-15CP1C	787x050 SLX	CPN-3268	C7982

KAWASAKI 750 cc



Model	Year	Bore	Comp Ratio	Piston #	CPK #	Rod #	Pin #	Locks #	Rings #	Gasket Only #
Teyrx Brute Force	2008- '14	85mm	11.0:1	M3027	CPK3027	4882	W787-2000-15CP1C	787x050 SLX	CPNG-2-3346	C3284
Teyrx Brute Force	2008- '14	85mm	12.0:1	M3028	CPK3028	4882	W787-2000-15CP1C	787x050 SLX	CPNG-2-3346	C3284
Teyrx Brute Force	2008- '14	85mm	12.5:1	M3029	CPK3029	4882	W787-2000-15CP1C	787x050 SLX	CPNG-2-3346	C3284
Teyrx Brute Force	2008- '14	90mm	11.0:1	M3060	CPKSR3060	4882	W787-2000-15CP1C	787x050 SLX	CPN2-3543	C3251

KAWASAKI 1000 cc



Model	Year	Bore	Comp Ratio	Piston #	CPK #	Rod #	Pin #	Locks #	Rings #	Gasket Only #
ZX10R	2008- '13	76mm	14.0:1	MX4052	Call	8868	W669-1650-12CP1C	669x050 SLX	CPXG-7600C	Call
ZX10R	2008- '13	79mm	13.5:1	MX4053	Call	8868	W669-1650-12CP1C	669x050 SLX	CPXG-7900C	Call

KAWASAKI 1200 cc



Model	Year	Bore	Comp Ratio	Piston #	CPK #	Rod #	Pin #	Locks #	Rings #	Gasket Only #
ZX12R	2000- '05	83mm	13.5:1	M3014	Call	5410	W827-2000-15CP1C	827x063 SWL	CPN-2-3268	Call
ZX12R	2000- '05	85mm	13.5:1	M3015	Call	5410	W827-2000-15CP1C	827x063 SWL	CPN-2-3347	Call

KAWASAKI 1352 cc



Model	Year	Bore	Comp Ratio	Piston #	CPK #	Rod #	Pin #	Locks #	Rings #	Gasket Only #
ZX14	2006- '11	84mm	9.5:1	M4035	Call	5412	787-2250-16CP1C	787x050 SLX	CPN-3307	Call
ZX14	2006- '11	86mm	13.25:1	M4037	Call	5412	787-2000-12CP1C	787x050 SLX	CPN-3307	Call
ZX14	2006- '11	84mm	13.5:1	M4036	Call	5412	787-2000-12CP1C	787x050 SLX	CPN-3307	Call
ZX14	2006- '11	87mm	14.0:1	M4038	Call	5412	787-2000-12CP1C	787x050 SLX	CPN-3425	Call
ZX14	2012- '14	84mm	9.5:1	M4048	Call	7291	787-2000-12CP1C	787x050 SLX	CPN-3425	Call
ZX14	2012- '14	84mm	14.1:1	M4036	Call	7291	787-2000-12CP1C	787x050 SLX	CPN-3307	Call
ZX14	2012- '14	86mm	14.1:1	M4037	Call	7291	787-2000-12CP1C	787x050 SLX	CPN-3386	Call

POWERSPORTS PISTONS

KAWASAKI 1498 cc



Model	Year	Bore	Comp Ratio	Piston #	CPK #	Rod #	Pin #	Locks #	Rings #	Gasket Only #
Ultra 260X	2009- '12	83mm	9.5:1	M4049	Call	5403	827-2250-18CP3C	827x063 SLX	CPN-3268	Call
Ultra 260X	2009- '12	83mm	9.5:1	M4050	Call	5403	827-2000-18CP3C	827x063 SLX	CPNG-2-3268	Call
Ultra 300	2014- '15	83mm	8.4:1	M4055	Call	5403	827-2000-18CP3C	827x063 SLX	CPNG-2-3268	Call

KTM 250 cc



Model	Year	Bore	Comp Ratio	Piston #	CPK #	Rod #	Pin #	Locks #	Rings #	Gasket Only #
250 SX-F	2006- '10	76mm	13.5:1	M9003C	CPK9003C	5415	S630-1650-13C	630x050 SLX	CP7600C	C3164-HB
250 SX-F	2006- '10	76mm	13.5:1	MX9003C	CPKX9003C	5415	S630-1650-13C	630x050 SLX	CP7600C	C3164-HB
250 SX-F	2006- '10	79mm	13.5:1	MX9031C	CPKX9031C	5415	S630-1650-13C	630x050 SLX	CP7900C	C3184
250 SX-F	2011- '12	76mm	14.0:1	MX9034C	CPKX9034C	5415	S630-1650-13C	630x050 SLX	CP7600C	C3164-HB
250 SX-F	2013- '15	78mm	14.7:1	MX9046C	CPKX9046C	N/A	S630-1650-13C	630x050 SLX	CP7800C	C3511
250 SX-F	2016- '17	78mm	14.7:1	MX9060-P	CPKX9060-P	N/A	S630-1650-13C	630x050 SLX	CP7800C	C3595

KTM 450 cc



Model	Year	Bore	Comp Ratio	Piston #	CPK #	Rod #	Pin #	Locks #	Rings #	Gasket Only #
XC, MXC-G, EXC-G	2005	89mm	12.0:1	M9008	CPK9008	5418	W787-2000-15CP1C	787x050 SLX	CPN2-2-3504	C3263
XC, MXC-G, EXC-G	2005	89mm	13.0:1	M9009	CPK9009	5418	W787-2000-15CP1C	787x050 SLX	CPN2-2-3504	C3263
450 XC	2008- '12	89mm	13.5:1	M9010	CPK9010	5418	W787-2000-15CP1C	787x050 SLX	CPN2-2-3504	C3263
450 XC-G	2004- '07	95mm	12.5:1	M9004	CPK9004	5418	W787-2000-15CP1C	787x050 SLX	CPN2-2-3740	C7944
450 XC-G	2004- '07	95mm	12.5:1	MX9004	CPKX9004	5418	WPD787-2000-15C	787x050 SLX	CPN2-2-3740	C7944
450 XC-G	2004- '07	95mm	13.5:1	M9005	CPK9005	5418	W787-2000-15CP1C	787x050 SLX	CPN2-2-3740	C7944
450 XC-G	2004- '07	95mm	13.5:1	MX9005	CPKX9005	5418	WPD787-2000-15C	787x050 SLX	CPN2-2-3740	C7944
450 SX-F	2007- '12	97mm	13.0:1	M9006	CPK9006	8814	W748-2000-15CP1C	748x050 SLX	CPN2-2-3819	C3412
450 SX-F	2007- '12	97mm	13.0:1	MX9006	CPKX9006	8814	S748-2000-15C	748x050 SLX	CPN2-2-3819	C3412
450 SX-F	2007- '12	97mm	13.5:1	M9007	CPK9007	8814	W748-2000-15CP1C	748x050 SLX	CPN2-2-3819	C3412
450 SX-F	2007- '12	97mm	13.5:1	MX9007	CPKX9007	8814	S748-2000-15C	748x050 SLX	CPN2-2-3819	C3412
450 SX-F	2013- '15	95mm	13.0:1	MX9045	CPKX9045	N/A	S748-2000-15C	748x050 SLX	CPN2-2-3740	C3241
450 SX-F	2016- '17	95mm	13.5:1	MX9061-P	Call	N/A	S748-2000-15C	748x050 SLX	CP9500C	Call
450 SX-F	2016- '17	95mm	14.0:1	MX9062-P	Call	N/A	S748-2000-15C	748x050 SLX	CP9500C	Call

KTM 505 cc



Model	Year	Bore	Comp Ratio	Piston #	CPK #	Rod #	Pin #	Locks #	Rings #	Gasket Only #
505 SX/XC	2007- '12	100mm	13.0:1	MX9030	CPKX9030	N/A	WPD787-2000-15C	787x050 SLX	CPN2-2-3937	C3413
505 SX/XC	2007- '12	100mm	13.5:1	MX9022	CPKX9022	N/A	S787-2000-15C	787x050 SLX	CPN2-2-3937	C3413

KTM 525 cc



Model	Year	Bore	Comp Ratio	Piston #	CPK #	Rod #	Pin #	Locks #	Rings #	Gasket Only #
525 XC	2008- '12	95mm	12.0:1	M9011	CPK9011	5418	W787-2000-15CP1C	787x050 SLX	CPN2-2-3740	C7944
525 XC	2008- '12	95mm	13.0:1	M9012	CPK9012	5418	W787-2000-15CP1C	787x050 SLX	CPN2-2-3740	C7944
525 XC	2008- '12	95mm	13.0:1	MX9012	CPKX9012	5418	WPD787-2000-15C	787x050 SLX	CPN2-2-3740	C7944

POWERSPORTS PISTONS

POLARIS 525 cc



Model	Year	Bore	Comp Ratio	Piston #	CPK #	Rod #	Pin #	Locks #	Rings #	Gasket Only #
Outlaw	2007- '11	95mm	12.0:1	M9011	CPK9047	5418	W787-2000-15CP1C	787x050 SLX	CPN2-2-3740	C7944
Outlaw	2007- '11	95mm	13.1:1	M9012	CPK9048	5418	W787-2000-15CP1C	787x050 SLX	CPN2-2-3740	C7944
Outlaw	2007- '11	95mm	13.0:1	MX9012	CPKX9049	5418	WPD787-2000-15C	787x050 SLX	CPN2-2-3740	C7944

POLARIS 570 cc



Model	Year	Bore	Comp Ratio	Piston #	CPK #	Rod #	Pin #	Locks #	Rings #	Gasket Only #
RZR 570	2012- '13	99mm	11.5:1	M9050	Call	N/A	866-2000-15CP1C	866X063 SWL	CPN2-3897	Call

POLARIS 800 cc



Model	Year	Bore	Comp Ratio	Piston #	CPK #	Rod #	Pin #	Locks #	Rings #	Gasket Only #
RZR 800	2008- '14	80mm	9.0:1	M9020	CPK9020	N/A	708-2250-15CP1C	708x050 SWL	CPN-3150	C3250
RZR 800	2008- '14	80mm	11.0:1	M9016	CPK9016	N/A	W708-1850-15CP1C	708x050 SWL	CPNG-2-3150	C3250
RZR 800	2008- '14	80mm	12.0:1	M9017	CPK9017	N/A	W708-1850-15CP1C	708x050 SWL	CPNG-2-3150	C3250
RZR 800	2008- '14	80mm	12.5:1	M9018	CPK9018	N/A	708-1850-15CP1C	708x050 SWL	CPNG-2-3150	C3250
RZR 800	2008- '14	82mm	11.5:1	M9019	CPK9019	N/A	708-1850-15CP1C	708x050 SWL	CPNG-2-3228	C3252
RZR 800	2008- '14	83mm	10.75:1	M9052	Call	N/A	W708-1850-15CP1C	708x050 SWL	CPNG-2-3268	Call

POLARIS 900 cc



Model	Year	Bore	Comp Ratio	Piston #	CPK #	Rod #	Pin #	Locks #	Rings #	Gasket Only #
RZR 900	2011- '17	93mm	9.0:1	M9035	CPK9035	6866	787-2250-16CP1C	787x050 SWL	CPN-3661	C3446
RZR 900	2011- '17	93mm	11.5:1	M9036	CPK9036	6866	W787-2000-15CP1C	787x050 SWL	CPN-3661	C3446
RZR 900	2011- '17	93mm	12.5:1	M9037	CPK9037	6866	W787-2000-15CP1C	787x050 SWL	CPN-3661	C3446
RZR 900	2011- '17	95mm	11.5:1	M9038	CPK9038	6866	W787-2000-15CP1C	787x050 SWL	CPN2-3740	C3447
RZR 900	2011- '17	96mm	11.5:1	M9053	CPK9053	6866	W787-2000-15CP1C	787x050 SWL	CPN2-3780	C3447
RZR 900	2011- '17	98mm	11.5:1	M9067	CPK9067	6866	W787-2000-15CP1C	787x050 SWL	CPN2-3858	Call

POLARIS 1000 cc



Model	Year	Bore	Comp Ratio	Piston #	CPK #	Rod #	Pin #	Locks #	Rings #	Gasket Only #
RZR 1000	2014- '17	93mm	9.5:1	M9054	CPK9054	7901	787-2250-16CP1C	787x050 SWL	CPN-3661	C3546
RZR 1000	2016- '17	93mm	9.5:1	M9051	CPK9051*	w/CP 8961 w/OEM 9390	866-2250-18CP1C	866X063 SWL	CPN-3661	C3546
RZR 1000	2014- '17	93mm	11.5:1	M9055	CPK9055	7901	W787-2000-15CP1C	787x050 SWL	CPN-3661	C3546
RZR 1000	2014- '17	93mm	12.5:1	M9056	CPK9056	7901	W787-2000-15CP1C	787x050 SWL	CPN-3661	C3546
RZR 1000	2014- '17	96mm	11.5:1	M9057	CPK9057	7901	W787-2000-15CP1C	787x050 SWL	CPN2-3780	C3563

*Factory Turbo equipped model.

SEADOO 900 cc



Model	Year	Bore	Comp Ratio	Piston #	CPK #	Rod #	Pin #	Locks #	Rings #	Gasket Only #
Spark	2014- '16	74mm	9.5:1	M9070	Call	9581	669-2000-15CP3C	669x050 SLX		Call
Spark	2014- '16	74mm	11.0:1	M9071	Call	9581	669-2000-15CP3C	669x050 SLX		Call

POWERSPORTS PISTONS

SEADOO 1500 cc



Model	Year	Bore	Comp Ratio	Piston #	CPK #	Rod #	Pin #	Locks #	Rings #	Gasket Only #
RXP 215/255/260	2005- '15	100mm	8.4:1	M9032A	CPK9032A	5476	905-2250-19CP3C	905X073 SLX	CPN-3937	H30220305
RXP 215/255/260	2005- '15	100mm	9.5:1	M9039A	CPK9039A	5476	905-2250-19CP3C	905X073 SLX	CPN-3937	H30220305
RXP 215/255/260	2005- '15	100.25mm	8.4:1	M9033	CPK9033	5476	905-2250-19CP3C	905X073 SLX	SWF-20064-3	H30220305
RXP 215/255/260	2005- '15	100.25mm	9.5:1	M9040	CPK9040	5476	905-2250-19CP3C	905X073 SLX	SWF-20064-3	H30220305
RXP 215/255/260	2005- '15	100.5mm	8.2:1	M9041	CPK9041	5476	905-2250-19CP3C	905X073 SLX	CPN-3957	H30220305
RXP 215/255/260	2005- '15	100.5mm	9.5:1	M9042	CPK9042	5476	905-2250-19CP3C	905X073 SLX	CPN-3957	H30220305

SEADOO 1600 cc



Model	Year	Bore	Comp Ratio	Piston #	CPK #	Rod #	Pin #	Locks #	Rings #	Gasket Only #
RXP 300	2016	100mm	8.4:1	M9064	Call	9086	866-2250-20CP3C	866x063 SLX	CPN-3937	Call
RXP 300	2016	100.25mm	8.45:1	M9065	Call	9086	866-2250-20CP3C	866x063 SLX	SWF-20064-3	Call
RXP 300	2016	100.50mm	8.45:1	M9066	Call	9086	866-2250-20CP3C	866x063 SLX	CPN-3957	Call

SUZUKI 250 cc



Model	Year	Bore	Comp Ratio	Piston #	CPK #	Rod #	Pin #	Locks #	Rings #	Gasket Only #
RMZ 250	2004- '06	77mm	13.5:1	M3023C	CPK4117C	8801	W630-1650-13CP1C	630x050 SLX	CP7700C	C3267-HB
RMZ 250	2004- '06	77mm	13.5:1	MX3023C	CPKX4117C	8801	S630-1650-13C	630x050 SLX	CP7700C	C3054
RMZ 250	2004- '06	77mm	14.0:1	M3000C	CPK4020C	8801	W630-1650-13CP1C	630x050 SLX	CP7700C	C3267-HB
RMZ 250	2004- '06	77mm	14.0:1	MX3000C	CPKX4020C	8801	S630-1650-13C	630x050 SLX	CP7700C	C3054
RMZ 250	2004- '06	79mm	13.5:1	MX3002C	CPKX3002C	8801	S630-1650-13C	630x050 SLX	CP7700C	C3054
RMZ 250	2004- '06	80mm	13.5:1	M3024C	CPK3024C	8801	W630-1650-13CP1C	630x050 SLX	CP8000C	C7221
RMZ 250	2004- '06	80mm	13.5:1	MX3024C	CPKX3024C	8801	S630-1650-13C	630x050 SLX	CP8000C	C7221
RMZ 250	2004- '06	81mm	12.5:1	MX3007C	CPKX3007C	8801	S630-1650-13C	630x050 SLX	CP8100C	C7221
RMZ 250	2007- '09	77mm	13.5:1	M3017C	CPK3017C	8801	W630-1650-13CP1C	630x050 SLX	CP7700C	C3175
RMZ 250	2007- '09	77mm	13.5:1	MX3017C	CPKX3017C	8801	S630-1650-13C	630x050 SLX	CP7700C	C3175
PK RMZ 250	2007- '09	77mm	13.5:1	MX3P17C	CPKX3P17C	8813	S591-1650-13C	591x040 SLX	CP7700C	C3175-EST
RMZ 250	2007- '09	77mm	14.2:1	M3016C	CPK3016C	8801	W630-1650-13CP1C	630x050 SLX	CP7700C	C3175
RMZ 250	2007- '09	77mm	14.2:1	MX3016C	CPKX3016C	8801	S630-1650-13C	630x050 SLX	CP7700C	C3175
RMZ 250	2007- '09	79mm	13.5:1	MX3002C	CPKX3102C	8801	S630-1650-13C	630x050 SLX	CP7900C	C3177
RMZ 250	2010- '17	77mm	13.5:1	M3031C	CPK3031C	8810	W630-1650-13CP1C	630x050 SLX	CP7700C	C3406
RMZ 250	2010- '17	77mm	13.5:1	MX3031C	CPKX3031C	8810	S630-1650-13C	630x050 SLX	CP7700C	C3406
RMZ 250	2010- '17	77mm	14.2:1	MX3032C	CPKX3032C	8810	S630-1650-13C	630x050 SLX	CP7700C	C3406
RMZ 250	2010- '17	77mm	14.2:1	MX3032C-P	CPKX3032C-P	8810	S630-1650-13C	630x050 SLX	CP7700C	C3406
PK RMZ 250	2010- '17	77mm	14.2:1	MX3P32C	CPKX3P32C	9255	S591-1650-13C	591x040 SLX	CP7700C	C3406-EST
PK RMZ 250	2010- '17	77mm	14.2:1	MX3P32C-P	CPKX3P32C-P	9255	S591-1650-13C	591x040 SLX	CP7700C	C3406-EST

SUZUKI 400 cc



Model	Year	Bore	Comp Ratio	Piston #	CPK #	Rod #	Pin #	Locks #	Rings #	Gasket Only #
DRZ 400	2003- '16	90mm	12.5:1	M4028	CPK4028	5485	787-1875-15CP1C	787x050 SLX	CPN2-3543	C7978
DRZ 400	2003- '16	94mm	12.5:1	M3003	CPK3003	5485	W787-2000-15CP1C	787x050 SLX	CPN2-3701	C7806
LTZ 400	2003- '13	90mm	12.5:1	M4028	CPK4128	5485	787-1875-15CP1C	787x050 SLX	CPN2-3543	C7688
LTZ 400	2003- '13	94mm	12.5:1	M3003	CPK3103	5485	W787-2000-15CP1C	787x050 SLX	CPN2-3701	C7979

POWERSPORTS PISTONS

SUZUKI 450 cc



Model	Year	Bore	Comp Ratio	Piston #	CPK #	Rod #	Pin #	Locks #	Rings #	Gasket Only #
LTR 450	2006- '11	95.5mm	13.0:1	M4010A	CPK4010A	8811	W748-2000-15CP1C	748x050 SLX	CPN2-2-3759	C3208
LTR 450	2006- '11	95.5mm	13.0:1	MX4010A	CPKX4010A	8811	S748-2000-15C	748x050 SLX	CPN2-2-3759	C3208
LTR 450	2006- '11	95.5mm	13.0:1	M4110A	CPK4110A	8811	W748-2000-15CP1C	748x050 SLX	CPN2-2-3759	C3208
LTR 450	2006- '11	95.5mm	13.5:1	MX4011A	CPKX4011A	8811	S748-2000-15C	748x050 SLX	CPN2-2-3759	C3208
PK LTR 450	2006- '11	95.5mm	13.75:1	MX4P15A	CPKX4P15A	6124	S748-2000-15C	748x050 SLX	CPN2-2-3759	C3208
LTR 450	2006- '11	95.5mm	13.75:1	MX4015A	CPKX4015A	8811	S748-2000-15C	748x050 SLX	CPN2-2-3759	C3208
LTR 450	2006- '11	98mm	12.5:1	M4012	CPK4012	8811	W748-2000-15CP1C	748x050 SLX	CPN2-3858	C3157
RMZ 450	2005- '07	95.5mm	13.0:1	M3006A	CPK3006A	8809	W748-2000-15CP1C	748x050 SLX	CPN2-2-3759	C3102
RMZ 450	2005- '07	95.5mm	13.0:1	MX3006A	CPKX3006A	8809	S748-2000-15C	748x050 SLX	CPN2-2-3759	C3102
RMZ 450	2005- '07	95.5mm	13.5:1	M4009A	CPK4009A	8809	W748-2000-15CP1C	748x050 SLX	CPN2-2-3759	C3102
RMZ 450	2005- '07	95.5mm	13.5:1	MX4009A	CPKX4009A	8809	S748-2000-15C	748x050 SLX	CPN2-2-3759	C3102
RMZ 450	2005- '07	98mm	12.5:1	M3005	CPK3005	8809	W748-2000-15CP1C	748x050 SLX	CPNZ-3858	C3127
RMZ 450	2008- '17	96mm	13.0:1	M3020	CPK3020	'08-12 5954 '13-17 8812	S748-2000-15C	748x050 SLX	CPN2-2-3779	C3233
RMZ 450	2008- '17	96mm	13.0:1	MX3020	CPKX3020	'08-12 5954 '13-17 8812	S748-2000-15C	748x050 SLX	CPN2-2-3779	C3233
RMZ 450	2008- '17	96mm	13.5:1	MX3021	CPKX3021	'08-12 5954 '13-17 8812	S748-2000-15C	748x050 SLX	CPN2-2-3779	C3233

SUZUKI 600 cc



Model	Year	Bore	Comp Ratio	Piston #	CPK #	Rod #	Pin #	Locks #	Rings #	Gasket Only #
GSXR 600	2008- '12	67mm	13.1:1	M4061	CPK4061	Light STD 7465 9586	T551-1500-140C	551x047 SLX	MAC06700	CALL
GSXR 600	2008- '12	69mm	13.5:1	M4060	CPK4060	Light STD 7465 9586	T551-1500-140C	551x047 SLX	MAC06900	CALL

SUZUKI 700 cc



Model	Year	Bore	Comp Ratio	Piston #	CPK #	Rod #	Pin #	Locks #	Rings #	Gasket Only #
King Quad 700	2005- '07	102mm	11.5:1	M4013A	CPK4013A	N/A	W905-2250-15CP1C	905X073 SLX	CPN-4016	C3128
King Quad 700	2005- '07	104mm	11.5:1	M4051	CPK4051	N/A	W905-2250-15CP1C	905X073 SLX	RS1318-4090-5THG	C3128
King Quad 700	2005- '07	106mm	11.5:1	M4014	CPK4014	N/A	W905-2250-15CP1C	905X073 SLX	1-S10-4170-5 2-S20-4170-5 3-H30-4170-0NC	C3128
King Quad 700	2005- '07	106mm	12.5:1	M4022	CPK4022	N/A	W905-2250-15CP1C	905X073 SLX	RS1000NCR-4170-0	C3128

SUZUKI 750 cc



Model	Year	Bore	Comp Ratio	Piston #	CPK #	Rod #	Pin #	Locks #	Rings #	Gasket Only #
King Quad 750	2008- '13	104mm	11.5:1	M4051	CPK4051	N/A	W905-2250-15CP1C	905X073 SLX	RS1318-4090-5THG	C3128
King Quad 750	2008- '13	106mm	11.5:1	M4014	CPK4014	N/A	W905-2250-15CP1C	905X073 SLX	1-S10-4170-5 2-S20-4170-5 3-H30-4170-0NC	C3128
King Quad 750	2008- '13	106mm	12.5:1	M4022	CPK4022	N/A	W905-2250-15CP1C	905X073 SLX	RS1000NCR-4170-0	C3128

POWERSPORTS PISTONS

SUZUKI 1000 cc



Model	Year	Bore	Comp Ratio	Piston #	CPK #	Rod #	Pin #	Locks #	Rings #	Gasket Only #
GSXR 1000	2001-'04	75mm	13.5:1	M4000	CPK4000	4719	630-1810-12CP1C	630x050 SLX	CPUG-2953	C8602
GSXR 1000	2001-'04	76mm	12.5:1	MX4043C*	CPKX4043C	4719	W630-1650-13CP1C	630x050 SWL	CP7600C	C8602-27
GSXR 1000	2001-'04	76mm	13.5:1	M4001	CPK4001	4719	630-1810-12CP1C	630x050 SLX		C8602
GSXR 1000	2001-'04	76mm	13.5:1	MX4001C	CPKX4001C	4719	W630-1650-13CP1C	630x050 SWL	CPXG-7600C	C8602-27
GSXR 1000	2001-'04	77mm	12.8:1	MX4044C*	CPKX4044C	4719	W630-1650-13CP1C	630x050 SWL	CP7700C	C8602-27
GSXR 1000	2005-'08	73.4mm	13.5:1	M4047	CPK4047	4722	591-1500-13CP1C	591x050 SLX	MAC07340	C8602-27
GSXR 1000	2005-'08	75mm	13.5:1	M4018-050	CPK4018	4722	591-1810-11CP3C	591x050 SLX	CPUG-2953	C8602-27
GSXR 1000	2005-'08	76mm	13.5:1	MX4019C-050	CPKX4019C	4722	591-1650-13CP1C	591x050 SLX	CPXG-7600C	C8602-27
GSXR 1000	2005-'08	76mm	12.5:1	MX4041C-050*	CPKX4041C-050	4722	591-1650-13CP1C	591x050 SLX	CP7600C	C8602-28
GSXR 1000	2009-'14	76mm	13.5:1	MX4046C-050	Call	5492	591-1650-13CP1C	591x050 SLX	CPXG-7600C	Call

*Stroker crank set up call for details.

SUZUKI 1300 cc



Model	Year	Bore	Comp Ratio	Piston #	CPK #	Rod #	Pin #	Locks #	Rings #	Gasket Only #
Hayabusa	1999-'07	81mm	9.5:1	M4008	CPK4008	4720	787-2250-16CP1C	787x050 SLX	CPNG-2-3189	C8656
Hayabusa	1999-'07	81mm	12.5:1	M4034	CPK4034	4720	787-2000-12CP1C	787x050 SLX	CPNG-2-3189	C8656
Hayabusa	1999-'07	83mm	12.5:1	M4002	CPK4002	4720	787-2000-12CP1C	787x050 SLX	CPNG-2-3268	C8657
Hayabusa	1999-'07	83mm	14.0:1	M4003	CPK4003	4720	787-2000-12CP1C	787x050 SLX	CPNG-2-3268	C8657
Hayabusa	1999-'07	84mm	12.5:1	M4004B	CPK4004B	4720	787-2000-12CP1C	787x050 SLX	CPNG-2-3307	C8658
Hayabusa	1999-'07	84mm	12.5:1	M4004A	CPK4004A	4720	W787-2000-15CP1C	787x050 SLX	CPNG-2-3307	C8658
Hayabusa	1999-'07	84mm	14.0:1	M4005B	CPK4005	4720	787-2000-12CP1C	787x050 SLX	CPNG-2-3307	C8658
Hayabusa	1999-'07	85mm	12.5:1	M4006B	CPK4006	4720	787-2000-12CP1C	787x050 SLX	CPNG-2-3346	C8659
Hayabusa	1999-'07	85mm	14.0:1	M4007B	CPK4007	4720	787-2000-15CP1C	787x050 SLX	CPNG-2-3346	C8659
Hayabusa	2008-'15	81mm	9.5:1	M4030	CPK4030	4721	708-2000-12CP1C	708x050 SLX	CPNG-2-3189	C8656
Hayabusa	2008-'15	81mm	13.5:1	M4031	CPK4031	4721	708-2000-12CP1C	708x050 SLX	CPNG-2-3189	C8656
Hayabusa	2008-'15	84mm	13.25:1	M4032	CPK4032	4721	708-2000-12CP1C	708x050 SLX	CPN-3307	C8658
Hayabusa	2008-'15	84mm	13.25:1	M4032A	CPK4032A	4721	W708-2000-15CP1C	708x050 SLX	CPNG-2-3307	C8658
Hayabusa	2008-'15	84mm	14.0:1	M4039	CPK4039	4721	708-2000-12CP1C	708x050 SLX	CPN-3307	C8658
Hayabusa	2008-'15	85mm	13.25:1	M4040B	CPK4040	4721	708-2000-12CP1C	708x050 SLX	CPNG-2-3346	C8659
Hayabusa	2008-'15	85mm	14.0:1	M4033	CPK4033	4721	708-2000-12CP1C	708x050 SLX	CPN-3347	C8659



POWERSPORTS PISTONS

YAMAHA 250 cc



Model	Year	Bore	Comp Ratio	Piston #	CPK #	Rod #	Pin #	Locks #	Rings #	Gasket Only #
Raptor 250	2008- '12	74mm	11.1:1	M1060	CPK1060	N/A	669-1810-12CP1C	669x050 SLX	CPUA-2913	C3223
Raptor 250	2008- '12	74mm	12.1:1	M1061	CPK1061	N/A	669-1810-12CP1C	669x050 SLX	CPUA-2913	C3223
Raptor 250	2008- '12	74mm	13.1:1	M1062	CPK1062	N/A	669-1810-12CP1C	669x050 SLX	CPUA-2913	C3223
YZ250F	2001- '04	77mm	13.5:1	M1029C	CPK1029C	8807	W630-1650-13CP1C	630x050 SLX	CP7700C	C3057
PK YZ250F	2005- '13	77mm	12.8:1	MX1032C	CPKX1032C	8807	S630-1650-13C	630x050 SLX	CP7700C	C3057
YZ250F	2005- '13	77mm	13.5:1	M1034C	CPK1034C	8807	W630-1650-13CP1C	630x050 SLX	CP7700C	C3057
PK YZ250F	2005- '13	77mm	13.5:1	MX1034C	CPKX1034C	8807	S630-1650-13C	630x050 SLX	CP7700C	C3057
PK YZ250F	2005- '13	77mm	13.5:1	MX1P34C	CPKX1P34C	6126	S591-1650-13C	591x040 SLX	CP7700C	C3057
PK YZ250F	2005- '13	77mm	14.0:1	MX1P35C	CPKX1P35C	6126	S591-1650-13C	591x040 SLX	CP7700C	C3057
YZ250F	2005- '13	77mm	14.0:1	MX1035C	CPKX1035C	8807	S630-1650-13C	630x050 SLX	CP7700C	C3057
PK YZ250F	2005- '13	77mm	14.0:1	MX1035C	CPKX1035C	8807	S630-1650-13C	630x050 SLX	CP7700C	C3057
PK YZ250F	2005- '13	77mm	14.25:1	MX1135C	CPKX1135C	8807	S630-1650-13C	630x050 SLX	CP7700C	C3057
PK YZ250F	2005- '13	79mm	12.5:1	MX1036C	CPKX1036C	8807	S630-1650-13C	630x050 SLX	CP7900C	C3057
PK YZ250F	2005- '13	80mm	13.5:1	MX1050C	CPKX1050C	8807	S630-1650-13C	630x050 SLX	CP8000C	C3059
PK YZ250F	2014- '17	77mm	14.0:1	MX1P90C	CPKX1P90C	8813	S591-1650-13C	591x040 SLX	CP7700C	C3549
PK YZ250F	2014- '17	77mm	14.0:1	MX1P90C-P	CPKX1P90C-P	8813	S591-1650-13C	591x040 SLX	CP7700C	C3549
PK YZ250F	2014- '17	77mm	14.0:1	MX1090C	CPKX1090C	8801	S630-1650-13C	630x050 SLX	CP7700C	C3549



POWERSPORTS PISTONS

YAMAHA 450 cc



Model	Year	Bore	Comp Ratio	Piston #	CPK #	Rod #	Pin #	Locks #	Rings #	Gasket Only #
YFZ450 / YFZ450R	2004- '18	95mm	12.5:1 439cc 12.75:1 449cc	M1000	CPK1000	'04-05 9660 '06-08 custom '09-18 8808	W787-2000-15CP1C	787x050 SLX	CPN2-3740	C3066-EST
YFZ450 / YFZ450R	2004- '18	95mm	13.0:1 439cc 13.25:1 449cc	M1001	CPK1001	'04-05 9660 '06-08 custom '09-18 8808	W787-2000-15CP1C	787x050 SLX	CPN2-3740	C3066-EST
PK YFZ450	2004- '13	95mm	13.25:1 439cc 13.5:1 449cc	MX1026	CPKX1026	'04-05 9660 '06-08 custom '09-18 8808	S787-2000-15C	787x050 SLX	CPN2-2-3740	C3066-EST
PK YFZ450R	2009- '18	95mm	13.5:1 449cc	MX1026	CPKX1126	'09-18 8808"	S787-2000-15C	787x050 SLX	CPN2-2-3740	C3066-EST
PK YFZ450	2004- '13	95mm	13.25:1 439cc 13.5:1 449cc	MX1026-P	CPKX1026-P	'04-05 9660 '06-08 custom '09-18 8808	S787-2000-15C	787x050 SLX	CPN2-2-3740	C3066-EST
PK YFZ450R	2009- '18	95mm	13.5:1 449cc	MX1026-P	CPKX1126-P	'09-15 8808	S787-2000-15C	787x050 SLX	CPN2-2-3740	C7908-EST
PK YFZ450	2004- '13	95mm	13.25:1 439cc 13.5:1 449cc	MX1P26	CPKX1P26	'04-05 6130 '06-07 6129 '08-18 6128	S748-2000-15C	748x050 SLX	CPN2-2-3740	C3066-EST
PK YFZ450R	2009- '18	95mm	13.5:1 449cc	MX1P26	CPKX1P26R	8802	S748-2000-15C	748x050 SLX	CPN2-2-3740	C7908-EST
PK YFZ450	2004- '13	95mm	13.25:1 439cc 13.5:1 49cc	MX1P26-P	CPKX1P26-P	'04-05 6130 '06-07 6129 '08-18 6128	S748-2000-15C	748x050 SLX	CP9500C	C3066-EST
PK YFZ450R	2009- '18	95mm	13.5:1 449cc	MX1P26-P	CPKX1P26R-P	8802	S748-2000-15C	748x050 SLX	CP9500C	C7908-EST
YFZ450 / YFZ450R	2004- '18	95mm	13.25:1 439cc 13.5:1 449cc	M1002	CPK1002	'04-05 9660 '06-08 custom '09-18 8808	W787-2000-15CP1C	787x050 SLX	CPN2-3740	C3066
YFZ450 / YFZ450R	2004- '18	96mm	13.0:1 449cc 13.25:1 459cc	M1004	CPK1004	'04-05 9660 '06-08 custom '09-18 8808	W787-2000-15CP1C	787x050 SLX	CPN2-3780	C3066
YFZ450 / YFZ450R	2004- '18	97mm	12.5:1 458cc 12.75:1 468cc	M1006	CPK1006	'04-05 9660 '06-08 custom '09-18 8808	W787-2000-15CP1C	787x050 SLX	CPN2-3819	C3068
YFZ450 / YFZ450R	2004- '18	97mm	13.0:1 458cc 13.25:1 468cc	M1007	CPK1007	'04-05 9660 '06-08 custom '09-18 8808	W787-2000-15CP1C	787x050 SLX	CPN2-3819	C3068
YFZ450 / YFZ450R	2004- '18	97mm	13.5:1 458cc 13.75:1 468cc	M1008	CPK1008	'04-05 9660 '06-08 custom '09-18 8808	W787-2000-15CP1C	787x050 SLX	CPN2-3819	C3068
YFZ450 / YFZ450R	2004- '18	98mm	12.5:1 468cc 12.75:1 478cc	M1009	CPK1009	'04-05 9660 '06-08 custom '09-18 8808	W787-2000-15CP1C	787x050 SLX	CPN2-3858	C3068
YFZ450 / YFZ450R	2004- '18	98mm	13.5:1 468cc 13.75:1 478cc	M1085	CPK1085	'04-05 9660 '06-08 custom '09-18 8808	W787-2000-15CP1C	787x050 SLX	CPN2-3858	C3068
YZ450F	2003- '09	95mm	13.0:1	M1010	CPK1010	9271	W708-2000-15CP1C	708x050 SLX	CPN2-2-3740	Call
YZ450F	2003- '09	95mm	13.5:1	M1011	CPK1111	9271	W708-2000-15CP1C	708x050 SLX	CPN2-2-3740	Call
PK YZ450F	2003- '09	95mm	13.5:1	MX1P43	CPKX1P43	6053	S708-2000-15C	708x050 SLX	CPN2-2-3740	Call
PK YZ450F	2003- '09	95mm	13.75:1	MX1043	CPKX1143	9271	S708-2000-15C	708x050 SLX	CPN2-2-3740	Call
YZ450F	2003- '09	97mm	13.5:1	M1031	CPK1031	9271	708-2000-15CP1C	708x050 SLX	CPN2-3819	Call
YZ450F	2003- '09	98mm	13.5:1	M1051	CPK1051	9271	W708-2000-15CP1C	708x050 SLX	CPN2-3858	Call
PK YZ450F	2010- '17	97mm	13.0:1	MX1068	CPKX1068	8823	S708-2000-15C	708x050 SLX	CPN2-2-3819	C3395

POWERSPORTS PISTONS

YAMAHA 450 cc



Model	Year	Bore	Comp Ratio	Piston #	CPK #	Rod #	Pin #	Locks #	Rings #	Gasket Only #
YZ450F	2010- '17	97mm	13.5:1	MX1070	CPKX1070	8823	S708-2000-15C	708x050 SLX	CPN2-2-3819	C3395
YZ450F	2010- '17	97mm	13.5:1	MX1P70	CPKX1P70	9501	S708-2000-15C	708x050 SLX	CPN2-2-3819	C3395
YZ450F	2010- '17	97mm	13.75:1	MX1069	CPKX1069	8823	S708-2000-15C	708x050 SLX	CPN2-2-3819	C3395

YAMAHA 600 cc



Model	Year	Bore	Comp Ratio	Piston #	CPK #	Rod #	Pin #	Locks #	Rings #	Gasket Only #
R6	2001- '05	65.5mm	13.2:1	M1072	Call	'99-00 5554 '01-05 7425	630-1500-13CP1C	630X050 SWL	MAC06550	CALL
R6	2001- '05	67mm	13.75:1	M1073	Call	'99-00 5554 '01-05 7425	630-1500-11CP1C	630X050 SWL		CALL
R6	2006- '17	67mm	13.1:1	M1075	Call	7466	591-1500-13CP1C	591x050 SLX	MAC06700	CALL
R6	2006- '17	69mm	13.6:1	M1076-050	Call	7466	591-1500-11CP1C	591x050 SLX	MAC06900	CALL

YAMAHA 660 cc



Model	Year	Bore	Comp Ratio	Piston #	CPK #	Rod #	Pin #	Locks #	Rings #	Gasket Only #
Raptor / Rhino660	2002- '05	100mm	11.0:1	M1015A	CPK1015A	5020	W866-2250-15CP1C	866x063 SLX	CPN-3937	C7044
Raptor / Rhino660	2002- '05	102mm	11.0:1	M1016B	CPK1016B	5020	W866-2250-15CP1C	866x063 SLX	CPN-4016	C7798
Raptor / Rhino660	2002- '05	102mm	11.0:1	M1044	CPK1044	5020	W866-2250-15CP1C	866x063 SLX	CPN-4016 1&2 3-D38-4015-0 Oil	C7798
Raptor / Rhino660	2002- '05	102mm	12.0:1	M1017B	CPK1017B	5020	W866-2250-15CP1C	866x063 SLX	CPN-4016	C7798
Raptor / Rhino660	2002- '05	102mm	12.5:1	M1018B	CPK1018B	5020	W866-2250-15CP1C	866x063 SLX	CPN-4016	C7798
Raptor / Rhino660	2002- '05	105mm	12.0:1	M1019A	CPK1019B	5020	W866-2250-15CP1C	866x063 SLX	CPN-4134	C7909

YAMAHA 700 cc



Model	Year	Bore	Comp Ratio	Piston #	CPK #	Rod #	Pin #	Locks #	Rings #	Gasket Only #
Raptor / Rhino 700	2006- '14	102mm	11.0:1	M1039A	CPK1039A	5023	W905-2250-15CP1C	905X073 SLX	CPN-4016	C3142
Raptor / Rhino 700	2006- '14	102mm	12.0:1	M1040A	CPK1040A	5023	W905-2250-15CP1C	905X073 SLX	CPN-4016	C3142
Raptor / Rhino 700	2006- '14	105mm	10.75:1	M1041A	CPK1041A	5023	W905-2250-15CP1C	905X073 SLX	CPN-4134	C3144
Raptor / Rhino 700	2006- '14	105mm	12.0:1	M1042A	CPK1042A	5023	W905-2250-15CP1C	905X073 SLX	CPN-4134	C3144
Raptor / Rhino 700	2006- '14	105mm	13.0:1	M1053A	CPK1053A	5023	W905-2250-15CP1C	905X073 SLX	CPN-4134	C3144
Raptor / Rhino 700	2006- '14	105.5mm	10.75:1	M1086	CPK1086	5023	W905-2250-15CP1C	905X073 SLX	RS1000N- CR-4150-5	C3144
Raptor / Rhino 700	2006- '14	105.5mm	12.5:1	M1054	CPK1054	5023	W905-2250-15CP1C	905X073 SLX	RS1000N- CR-4150-5	C3144
Raptor/Rhino/ Viking 700	2015- '18	102mm	11.0:1	M1093	CPK1093	N/A	W905-2250-15CP1C	905X073 SLX	CPN-4016	C3142
Raptor/Rhino/ Viking 700	2015- '18	102mm	12.0:1	M1094	CPK1094	N/A	W905-2250-15CP1C	905X073 SLX	CPN-4016	C3142

POWERSPORTS PISTONS

YAMAHA 1000 cc



Model	Year	Bore	Comp Ratio	Piston #	CPK #	Rod #	Pin #	Locks #	Rings #	Gasket Only #
R1	2004- '06	77mm	13.0:1	MX1023C	CPKX1023C	5021	W669-1650-12CP1C	669X050 SWL	CPXG-7700C	C8686
R1	2004- '06	79mm	13.0:1	MX1024C	Call	5021	W669-1650-12CP1C	669X050 SWL	CPXG-7900C	CALL
R1	2007- '08	77mm	13.0:1	M1055C	CPK1055C	5021	669-1650-12CP1C	669X050 SWL	Rings CPXG7700C (CP7700C top and oil)	C8767
R1	2007- '08	79mm	13.0:1	M1056C	CPK1056C	5021	669-1650-12CP1C	669x050 SLX	CPXG7900C (CP7900C top and oil)	C8767
R1	2009- '14	78mm	13.5:1	M1079C	CPK1079C	5021	W669-1650-12CP1C	669x050 SLX		C8794
R1	2009- '14	80mm	13.0:1	M1080C	CPK1080C	5021	W669-1650-12CP1C	669x050 SLX	CPXG8000C (CP8000C Top and Oil)	C8794
YZZ1000R	2016- '17	80mm	9.5:1	M1095	CPK1095	9048	748-2250-15CP3C	748x050 SLX	CPNG-2-3150	C3617
YZZ1000R	2016- '17	80mm	11.5:1	M1097	CPK1097	9171	748-1800-15CP1C	748x050 SLX	CPNG-2-3150	C3617
YZZ1000R	2016- '17	80mm	12.5:1	M1096	CPK1096	9171	748-1800-15CP1C	748x050 SLX	CPNG-2-3150	C3617

YAMAHA 1800 cc



Model	Year	Bore	Comp Ratio	Piston #	CPK #	Rod #	Pin #	Locks #	Rings #	Gasket Only #
FX SHO	2009- '13	86mm	8.6:1	M1077A	CPK1077A	5551	866-2250-18CP3C	866X063XSLX	CPN-3386	H2992030S
FX SHO	2009- '13	86mm	9.5:1	M1078A	CPK1078A	5551	866-2250-18CP3C	866X063XSLX	CPN-3386	H2992030S
FX SHO	2009- '13	86mm	10.5:1	M1081A	CPK1081A	5551	866-2250-20CP3C	866X063XSLX	CPN-3386	H2992030S
FX SHO	2009- '13	86.25mm	8.6:1	M1087	CPK1087	5551	866-2250-18CP3C	866X063XSLX	CPN-3396	H2992030S
FX SHO	2009- '13	86.25mm	9.5:1	M1088	CPK1088	5551	866-2250-18CP3C	866X063XSLX	CPN-3396	H2992030S
FX SHO	2009- '13	86.5mm	8.6:1	M1082A	CPK1082A	5551	866-2250-18CP3C	866X063XSLX	CPN-3406	H2992030S
FX SHO	2009- '13	86.5mm	9.5:1	M1083A	CPK1083A	5551	866-2250-18CP3C	866X063XSLX	CPN-3406	H2992030S
FX SHO	2009- '13	86.5mm	10.5:1	M1084A	CPK1084A	5551	866-2250-20CP3C	866X063XSLX	CPN-3406	H2992030S
SVHO/FZR/ FZS	2014- '15	86mm	8.5:1	M1091	Call	5551	866-2250-20CP3C	866X063XSLX	CPN-3386	Call
SVHO/FZR/ FZS	2014- '15	86.5mm	8.5:1	M1092	Call	5551	866-2250-20CP3C	866X063XSLX	CPN-3406	Call



APRILIA

SXV550 / RXV550 Stock weight and dimension

ID	Part #	Cyl	Bore (in)	Bore (mm)	C-C (in)	C-C (mm)	Total/ Rotate/ Recept	Type	Pin Dia (mm)	Bolt Size	Bolt Type	Pin Width (in)	Pin Width (mm)	Big Width (in)	Big Width (mm)
7078	AP_BXV55_OYS_3701B8M	2	1.4963	38.006	3.701	94.00	297 / 236 / 61	PRO-H	17	8mm	CARR	0.588	4.94	0.785	19.94

ARTIC CAT

Jaguar Z1

ID	Part #	Cyl	Bore (in)	Bore (mm)	C-C (in)	C-C (mm)	Total/ Rotate/ Recept	Type	Pin Dia (mm)	Bolt Size	Bolt Type	Pin Width (in)	Pin Width (mm)	Big Width (in)	Big Width (mm)
6105	AC-JAGZ1>-8M5295S	2	1.8897	47.998	5.295	134.50	466 / 364 / 102	PRO-H	22	8mm	CARR	0.864	21.95	0.864	21.95

Z1 Turbo

ID	Part #	Cyl	Bore (in)	Bore (mm)	C-C (in)	C-C (mm)	Total/ Rotate/ Recept	Type	Pin Dia (mm)	Bolt Size	Bolt Type	Pin Width (in)	Pin Width (mm)	Big Width (in)	Big Width (mm)
6131	AC_BZ1T_OHS_5067B9S	2	1.8897	47.999	5.067	128.70	511 / 350 / 161	PRO-H	24	9mm	CARR	0.864	21.95	0.864	21.95

Thundercat 2016-2017 (Naturally Aspirated)

ID	Part #	Cyl	Bore (in)	Bore (mm)	C-C (in)	C-C (mm)	Total/ Rotate/ Recept	Type	Pin Dia (mm)	Bolt Size	Bolt Type	Pin Width (in)	Pin Width (mm)	Big Width (in)	Big Width (mm)
9171	YA_BYXZ1_1YS_4665B8M	3	1.6142	41.000	4.665	118.50	355 / 255 / 100	PRO-H	19	8mm	CARR	0.789	20.04	0.887	22.53

Thundercat 2016-2017 (with Turbo)

ID	Part #	Cyl	Bore (in)	Bore (mm)	C-C (in)	C-C (mm)	Total/ Rotate/ Recept	Type	Pin Dia (mm)	Bolt Size	Bolt Type	Pin Width (in)	Pin Width (mm)	Big Width (in)	Big Width (mm)
9048	YA_BYXZ1_OHS_4665B8S	3	1.6142	41.000	4.665	118.50	425 / 300 / 125	PRO-H	19	8mm	CARR	0.789	20.04	0.887	22.53

BMW

S1000RR

ID	Part #	Cyl	Bore (in)	Bore (mm)	C-C (in)	C-C (mm)	Total/ Rotate/ Recept	Type	Pin Dia (mm)	Bolt Size	Bolt Type	Pin Width (in)	Pin Width (mm)	Big Width (in)	Big Width (mm)
6101	BW_BS1RR_OHS_4055B8S	4	1.4567	37.000	4.055	103.00	293 / 215 / 78	PRO-H	17	8mm	CARR	0.650	16.51	0.862	21.89

BSA

B50

ID	Part #	Cyl	Bore (in)	Bore (mm)	C-C (in)	C-C (mm)	Total/ Rotate/ Recept	Type	Pin Dia (in)	Bolt Size	Bolt Type	Pin Width (in)	Pin Width (mm)	Big Width (in)	Big Width (mm)
5170	BS-B50>N-06000N	1	2.0185		6.000		390 / 254 / 136	PRO-H	0.750	n/a	n/a	1.000		0.781	

BSA Goldstar

ID	Part #	Cyl	Bore (in)	Bore (mm)	C-C (in)	C-C (mm)	Total/ Rotate/ Recept	Type	Pin Dia (in)	Bolt Size	Bolt Type	Pin Width (in)	Pin Width (mm)	Big Width (in)	Big Width (mm)
5171	BS-DBD>-06470N	1	2.1240		6.470		362 / 238 / 124	PRO-H	0.750	n/a	n/a	1.000		0.873	

POWERSPORTS RODS

CANAM



DS450

ID	Part #	Cyl	Bore (in)	Bore (mm)	C-C (in)	C-C (mm)	Total/ Rotate/ Recept	Type	Pin Dia (mm)	Bolt Size	Bolt Type	Pin Width (in)	Pin Width (mm)	Big Width (in)	Big Width (mm)
5473	RO-DS45>-04764N	1	1.6933	43.010	4.764	121.00	355 / 242 / 113	PRO-H	20	n/a	n/a	0.862	21.89	0.862	21.89

900 Maverick Turbo X3

ID	Part #	Cyl	Bore (in)	Bore (mm)	C-C (in)	C-C (mm)	Total/ Rotate/ Recept	Type	Pin Dia (mm)	Bolt Size	Bolt Type	Pin Width (in)	Pin Width (mm)	Big Width (in)	Big Width (mm)
10247	RO_BMAVX3_OYS_4606B8M	3	1.5357	39.007	4.606	117.00	TBD	PRO-H	18	8mm	CARR	0.670	17.02	0.866	22.00

1000 Commander/Maverick

ID	Part #	Cyl	Bore (in)	Bore (mm)	C-C (in)	C-C (mm)	Total/ Rotate/ Recept	Type	Pin Dia (mm)	Bolt Size	Bolt Type	Pin Width (in)	Pin Width (mm)	Big Width (in)	Big Width (mm)
8155	RO_BCOM1_OHS_5020B8M	2	1.7717	45.001	5.020	127.50	439 / 291 / 148	PRO-H	22	8mm	CARR	0.746	18.95	0.866	22.00

DUCATI



Pantah / 750SS

ID	Part #	Cyl	Bore (in)	Bore (mm)	C-C (in)	C-C (mm)	Total/ Rotate/ Recept	Type	Pin Dia (mm)	Bolt Size	Bolt Type	Pin Width (in)	Pin Width (mm)	Big Width (in)	Big Width (mm)
5319	DU-PANT>-8M4882S	2	1.7190	43.663	4.882	124.00	403 / 297 / 106	PRO-H	18	8mm	CARR	0.875	22.23	0.863	21.92

851/ 748/ 916

ID	Part #	Cyl	Bore (in)	Bore (mm)	C-C (in)	C-C (mm)	Total/ Rotate/ Recept	Type	Pin Dia (mm)	Bolt Size	Bolt Type	Pin Width (in)	Pin Width (mm)	Big Width (in)	Big Width (mm)
5316	DU-851<-8M4882S	2	1.7723	45.016	4.882	124.00	402 / 285 / 117	PRO-H	20	8mm	CARR	0.860	21.84	0.863	21.92

899 - Matches stock Weight

ID	Part #	Cyl	Bore (in)	Bore (mm)	C-C (in)	C-C (mm)	Total/ Rotate/ Recept	Type	Pin Dia (mm)	Bolt Size	Bolt Type	Pin Width (in)	Pin Width (mm)	Big Width (in)	Big Width (mm)
8662	DU_B899_OHS_4498B9S	2	1.9291	48.999	4.498	114.25	462 / 357 / 105	PRO-A	20	9mm	CARR	0.808	20.52	0.903	22.94

900SS/ 906/ 907/1000DS

ID	Part #	Cyl	Bore (in)	Bore (mm)	C-C (in)	C-C (mm)	Total/ Rotate/ Recept	Type	Pin Dia (mm)	Bolt Size	Bolt Type	Pin Width (in)	Pin Width (mm)	Big Width (in)	Big Width (mm)
6060	DU-906-1>-8M5118S	2	1.7723	45.016	5.118	130.00	403 / 296 / 107	PRO-H	19	8mm	CARR	0.865	21.97	0.863	21.92

900 Beval Drive

ID	Part #	Cyl	Bore (in)	Bore (mm)	C-C (in)	C-C (mm)	Total/ Rotate/ Recept	Type	Pin Dia (mm)	Bolt Size	Bolt Type	Pin Width (in)	Pin Width (mm)	Big Width (in)	Big Width (mm)
5919	DU-900>-05709N	2	1.7329	44.016	5.709	145.00	476 / 345 / 131	PRO-H	20	n/a	n/a	0.865	21.97	0.865	21.97

959 10mm bolt - Matches stock Weight

ID	Part #	Cyl	Bore (in)	Bore (mm)	C-C (in)	C-C (mm)	Total/ Rotate/ Recept	Type	Pin Dia (mm)	Bolt Size	Bolt Type	Pin Width (in)	Pin Width (mm)	Big Width (in)	Big Width (mm)
9718	DU_B959_OHS_4429B1S	2	1.9291	49.000	4.429	112.50	536 / 401 / 135	PRO-H	20	10mm	CARR	0.808	20.52	0.956	24.28

996, 998, 999, 1098S

ID	Part #	Cyl	Bore (in)	Bore (mm)	C-C (in)	C-C (mm)	Total/ Rotate/ Recept	Type	Pin Dia (mm)	Bolt Size	Bolt Type	Pin Width (in)	Pin Width (mm)	Big Width (in)	Big Width (mm)
5318	DU-998>-8M4882S	2	1.7723	45.016	4.882	124.00	401 / 286 / 115	PRO-H	20	8mm	CARR	0.803	20.40	0.823	20.90

DUCATI



1198, 1098R

ID	Part #	Cyl	Bore (in)	Bore (mm)	C-C (in)	C-C (mm)	Total/ Rotate/ Receipt	Type	Pin Dia (mm)	Bolt Size	Bolt Type	Pin Width (in)	Pin Width (mm)	Big Width (in)	Big Width (mm)
5918	DU-1198>9M4822S	2	1.7723	45.016	4.822	122.50	429 / 304 / 125	PRO-H	20	9mm	CARR	0.803	20.40	0.843	21.41

1199

ID	Part #	Cyl	Bore (in)	Bore (mm)	C-C (in)	C-C (mm)	Total/ Rotate/ Receipt	Type	Pin Dia (mm)	Bolt Size	Bolt Type	Pin Width (in)	Pin Width (mm)	Big Width (in)	Big Width (mm)
7574	DU_B1199_OHS_4331B1S	2	1.9292	49.001	4.331	110.00	517 / 376 / 141	PRO-H	22	10mm	CARR	0.903	22.94	0.903	22.94

HONDA



CR150F 2007-14

ID	Part #	Cyl	Bore (in)	Bore (mm)	C-C (in)	C-C (mm)	Total/ Rotate/ Receipt	Type	Pin Dia (mm)	Bolt Size	Bolt Type	Pin Width (in)	Pin Width (mm)	Big Width (in)	Big Width (mm)
8750	HO_0150R_OAT_2970DOC	1	1.2602	32.009	2.970	75.44	100 / 70 / 30	PRO-A	14	n/a	n/a	0.550	13.97	0.623	15.82

CRF250R '04-'17 CRF250X 04-09 Pro-A

ID	Part #	Cyl	Bore (in)	Bore (mm)	C-C (in)	C-C (mm)	Total/ Rotate/ Receipt	Type	Pin Dia (mm)	Bolt Size	Bolt Type	Pin Width (in)	Pin Width (mm)	Big Width (in)	Big Width (mm)
8822	HO_025_OAT_3543DOC	1	1.4965	38.011	3.543	90.00	183 / 131 / 52	PRO-A	16	n/a	n/a	0.590	14.99	0.701	17.81

2004-15 CRF250 Platinum rod

ID	Part #	Cyl	Bore (in)	Bore (mm)	C-C (in)	C-C (mm)	Total/ Rotate/ Receipt	Type	Pin Dia (mm)	Bolt Size	Bolt Type	Pin Width (in)	Pin Width (mm)	Big Width (in)	Big Width (mm)
8821	HO_025P_OAT_3622DOC	1	1.4961	38.001	3.622	92.00	180 / 130 / 50	PRO-A	15	n/a	n/a	0.590	14.99	0.701	17.80

TRX400 '01-06

ID	Part #	Cyl	Bore (in)	Bore (mm)	C-C (in)	C-C (mm)	Total/ Rotate/ Receipt	Type	Pin Dia (mm)	Bolt Size	Bolt Type	Pin Width (in)	Pin Width (mm)	Big Width (in)	Big Width (mm)
5034	HO-TRX4>-04832N	1	1.6933	43.010	4.832	122.75	332 / 228 / 104	PRO-H	20	n/a	n/a	0.788	20.02	0.826	20.98

TRX450R 04-05 Pro-A

ID	Part #	Cyl	Bore (in)	Bore (mm)	C-C (in)	C-C (mm)	Total/ Rotate/ Receipt	Type	Pin Dia (mm)	Bolt Size	Bolt Type	Pin Width (in)	Pin Width (mm)	Big Width (in)	Big Width (mm)
8818	HO_OTX04_OAT_4384DOC	1	1.8115	46.012	4.384	111.35	259 / 179 / 80	PRO-A	21	n/a	n/a	0.788	20.02	0.925	23.50

TRX450R 06-09 & CRF450X 05-08 Pro-A

ID	Part #	Cyl	Bore (in)	Bore (mm)	C-C (in)	C-C (mm)	Total/ Rotate/ Receipt	Type	Pin Dia (mm)	Bolt Size	Bolt Type	Pin Width (in)	Pin Width (mm)	Big Width (in)	Big Width (mm)
8804	HO_OTX06_OAT_4156DOC	1	1.6540	42.012	4.156	105.56	259 / 179 / 80	PRO-A	19	n/a	n/a	0.710	18.03	0.859	21.82

2006-09 TRX450 Platinum Rod

ID	Part #	Cyl	Bore (in)	Bore (mm)	C-C (in)	C-C (mm)	Total/ Rotate/ Receipt	Type	Pin Dia (mm)	Bolt Size	Bolt Type	Pin Width (in)	Pin Width (mm)	Big Width (in)	Big Width (mm)
9078	HO_OTX06P_OAT_4254DOC	1	1.6540	42.010	4.254	108.05	265 / 183 / 82	PRO-A	19	n/a	n/a	0.710	18.03	0.859	21.82

CRF450R '02-'08 Pro-A

ID	Part #	Cyl	Bore (in)	Bore (mm)	C-C (in)	C-C (mm)	Total/ Rotate/ Receipt	Type	Pin Dia (mm)	Bolt Size	Bolt Type	Pin Width (in)	Pin Width (mm)	Big Width (in)	Big Width (mm)
8820	HO_045_OAT_4156DOC	1	1.6540	42.012	4.156	105.56	246 / 165 / 81	PRO-A	19	n/a	n/a	0.710	18.03	0.788	20.00

POWERSPORTS RODS

HONDA



CRF450R '09-'15 Pro-A

ID	Part #	Cyl	Bore (in)	Bore (mm)	C-C (in)	C-C (mm)	Total/ Rotate/ Receipt	Type	Pin Dia (mm)	Bolt Size	Bolt Type	Pin Width (in)	Pin Width (mm)	Big Width (in)	Big Width (mm)
8805	HO_04509_OAT_4016DOC	1	1.6144	41.006	4.016	102.00	249 / 169 / 80	PRO-A	19	n/a	n/a	0.710	18.03	0.780	19.81

2009-15 CRF450 Platinum Rod

ID	Part #	Cyl	Bore (in)	Bore (mm)	C-C (in)	C-C (mm)	Total/ Rotate/ Receipt	Type	Pin Dia (mm)	Bolt Size	Bolt Type	Pin Width (in)	Pin Width (mm)	Big Width (in)	Big Width (mm)
8819	HO_04509P_OAT_4036DOC	1	1.6144	41.000	4.036	102.50	232 / 152 / 80	PRO-A	18	n/a	n/a	0.710	18.03	0.780	19.81

CRF450R '2017

ID	Part #	Cyl	Bore (in)	Bore (mm)	C-C (in)	C-C (mm)	Total/ Rotate/ Receipt	Type	Pin Dia (mm)	Bolt Size	Bolt Type	Pin Width (in)	Pin Width (mm)	Big Width (in)	Big Width (mm)
9713	HO_04517_OAT_4016DOC	1	1.6937	43.020	4.016	102.00	246 / 166 / 80	PRO-A	19	n/a	n/a	0.708	17.98	0.780	19.81

XR500 except '83-'84

ID	Part #	Cyl	Bore (in)	Bore (mm)	C-C (in)	C-C (mm)	Total/ Rotate/ Receipt	Type	Pin Dia (mm)	Bolt Size	Bolt Type	Pin Width (in)	Pin Width (mm)	Big Width (in)	Big Width (mm)
4226	HO-XR5>-05545N	1	1.6540	42.012	5.545	140.80	377 / 254 / 123	PRO-H	21	n/a	n/a	0.790	20.07	0.790	20.07

CBR600F3 '95-98 & CBR600F4 '99- 06

ID	Part #	Cyl	Bore (in)	Bore (mm)	C-C (in)	C-C (mm)	Total/ Rotate/ Receipt	Type	Pin Dia (mm)	Bolt Size	Bolt Type	Pin Width (in)	Pin Width (mm)	Big Width (in)	Big Width (mm)
5033	HO-F3<-43730S	4	1.3387	34.003	3.730	94.75	248 / 183 / 65	PRO-H	17	1/4	CARR	0.600	15.24	0.819	20.80

CBR600RR '03-06

ID	Part #	Cyl	Bore (in)	Bore (mm)	C-C (in)	C-C (mm)	Total/ Rotate/ Receipt	Type	Pin Dia (mm)	Bolt Size	Bolt Type	Pin Width (in)	Pin Width (mm)	Big Width (in)	Big Width (mm)
5029	HO-600RR<-43583S	4	1.3189	33.500	3.583	91.00	246 / 182 / 64	PRO-H	16	1/4	CARR	0.627	15.93	0.819	20.80

CBR600RR '07-15

ID	Part #	Cyl	Bore (in)	Bore (mm)	C-C (in)	C-C (mm)	Total/ Rotate/ Receipt	Type	Pin Dia (mm)	Bolt Size	Bolt Type	Pin Width (in)	Pin Width (mm)	Big Width (in)	Big Width (mm)
8174	HO_B6007_2HT_3612B4M	4	1.3189	33.500	3.612	91.75	207 / 151 / 56	PRO-H	15	1/4	CARR	0.664	16.87	0.819	20.80

XL/ XR 600 '93-'00

ID	Part #	Cyl	Bore (in)	Bore (mm)	C-C (in)	C-C (mm)	Total/ Rotate/ Receipt	Type	Pin Dia (mm)	Bolt Size	Bolt Type	Pin Width (in)	Pin Width (mm)	Big Width (in)	Big Width (mm)
5038	HO-XL6<-05276N	1	1.8900	48.006	5.276	134.00	462 / 306 / 156	PRO-H	24	n/a	n/a	1.000	25.40	0.904	22.96

XR650L 1991-2014

ID	Part #	Cyl	Bore (in)	Bore (mm)	C-C (in)	C-C (mm)	Total/ Rotate/ Receipt	Type	Pin Dia (mm)	Bolt Size	Bolt Type	Pin Width (in)	Pin Width (mm)	Big Width (in)	Big Width (mm)
7900	HO-XR65<-05197N	1	1.7726	45.020	5.197	132.00	479 / 326 / 153	PRO-H	24	n/a	n/a	1.000	25.40	0.904	22.96

XR650R '00-'06

ID	Part #	Cyl	Bore (in)	Bore (mm)	C-C (in)	C-C (mm)	Total/ Rotate/ Receipt	Type	Pin Dia (mm)	Bolt Size	Bolt Type	Pin Width (in)	Pin Width (mm)	Big Width (in)	Big Width (mm)
5037	HO-X65R>-05524N	1	1.9688	50.008	5.524	140.30	485 / 334 / 151	PRO-H	23	n/a	n/a	0.915	23.24	0.906	23.01

HONDA



CB750 SOHC 1969-1978

ID	Part #	Cyl	Bore (in)	Bore (mm)	C-C (in)	C-C (mm)	Total/ Rotate/ Receipt	Type	Pin Dia (mm)	Bolt Size	Bolt Type	Pin Width (in)	Pin Width (mm)	Big Width (in)	Big Width (mm)
5030	HO-752<-54570H	2	1.5360	39.014	4.570	116.08	315 / 240 / 75	PRO-H	15	5/16	WMC	0.900	22.86	0.893	22.68
5031	HO-752<-54570S	2	1.5360	39.014	4.570	116.08	320 / 245 / 75	PRO-H	15	5/16	CARR	0.900	22.86	0.893	22.68

CBR1000RR '04 -07

ID	Part #	Cyl	Bore (in)	Bore (mm)	C-C (in)	C-C (mm)	Total/ Rotate/ Receipt	Type	Pin Dia (mm)	Bolt Size	Bolt Type	Pin Width (in)	Pin Width (mm)	Big Width (in)	Big Width (mm)
5024	HO-104<-8M4084S	4	1.5551	39.500	4.084	103.75	285 / 227 / 58	PRO-H	17	8mm	CARR	0.630	16.00	0.855	21.72

CBR1000RR 2008-2015

ID	Part #	Cyl	Bore (in)	Bore (mm)	C-C (in)	C-C (mm)	Total/ Rotate/ Receipt	Type	Pin Dia (mm)	Bolt Size	Bolt Type	Pin Width (in)	Pin Width (mm)	Big Width (in)	Big Width (mm)
7576	HO_B108_1YT_4114B8M	4	1.5551	39.500	4.114	104.50	285 / 220 / 65	PRO-H	17	8mm	CARR	0.709	18.01	0.851	21.62

CBR1100XX Blackbird '97-03

ID	Part #	Cyl	Bore (in)	Bore (mm)	C-C (in)	C-C (mm)	Total/ Rotate/ Receipt	Type	Pin Dia (mm)	Bolt Size	Bolt Type	Pin Width (in)	Pin Width (mm)	Big Width (in)	Big Width (mm)
5032	HO-CBX1<-8M4301S	4	1.6930	43.002	4.301	109.25	368 / 276 / 92	PRO-H	19	8mm	CARR	0.710	18.03	0.852	21.64



POWERSPORTS RODS

HUSQVARNA



TE/TC 510

ID	Part #	Cyl	Bore (in)	Bore (mm)	C-C (in)	C-C (mm)	Total/ Rotate/ Receipt	Type	Pin Dia (mm)	Bolt Size	Bolt Type	Pin Width (in)	Pin Width (mm)	Big Width (in)	Big Width (mm)
5393	HU-510CA-2<-04331N	1	1.4961	38.000	4.331	110.00	237 / 152 / 85	PRO-A	20	n/a	n/a	0.709	18.01	0.709	18.01

610

ID	Part #	Cyl	Bore (in)	Bore (mm)	C-C (in)	C-C (mm)	Total/ Rotate/ Receipt	Type	Pin Dia (in)	Bolt Size	Bolt Type	Pin Width (in)	Pin Width (mm)	Big Width (in)	Big Width (mm)
5394	HU-610<-04999N	1	1.4961	38.000	4.999	127.00	361 / 242 / 119	PRO-H	22	n/a	n/a	0.867	22.02	0.708	17.98

INDIAN



Indian Chief

ID	Part #	Cyl	Bore (in)	Bore (mm)	C-C (in)	C-C (mm)	Total/ Rotate/ Receipt	Type	Pin Dia (in)	Bolt Size	Bolt Type	Pin Width (in)	Pin Width (mm)	Big Width (in)	Big Width (mm)
5395	IN-CHIEF-08148N	2	1.6860		8.148		935 per pair	PRO-H	0.750	n/a	n/a	1.250		1.545	

Indian Scout

ID	Part #	Cyl	Bore (in)	Bore (mm)	C-C (in)	C-C (mm)	Total/ Rotate/ Receipt	Type	Pin Dia (in)	Bolt Size	Bolt Type	Pin Width (in)	Pin Width (mm)	Big Width (in)	Big Width (mm)
5396	IN-SCOUT-07400N	2	1.6860		7.400		925 per pair	PRO-H	0.750	n/a	n/a	1.250		1.545	

KAWASAKI



KX250F '04-'09

ID	Part #	Cyl	Bore (in)	Bore (mm)	C-C (in)	C-C (mm)	Total/ Rotate/ Receipt	Type	Pin Dia (mm)	Bolt Size	Bolt Type	Pin Width (in)	Pin Width (mm)	Big Width (in)	Big Width (mm)
8801	YA_02514_OAT_3642DOC	1	1.4965	38.011	3.642	92.50	186 / 133 / 53	PRO-A	16	n/a	n/a	0.590	14.99	0.709	18.01

05-09 KX250F Project X Platinum Rod

ID	Part #	Cyl	Bore (in)	Bore (mm)	C-C (in)	C-C (mm)	Total/ Rotate/ Receipt	Type	Pin Dia (mm)	Bolt Size	Bolt Type	Pin Width (in)	Pin Width (mm)	Big Width (in)	Big Width (mm)
8813	SU_025P_OAT_3701DOC	1	1.4965	38.010	3.701	94.00	181 / 124 / 57	PRO-A	15	n/a	n/a	0.590	14.99	0.709	18.10

2010-2016 KX250F

ID	Part #	Cyl	Bore (in)	Bore (mm)	C-C (in)	C-C (mm)	Total/ Rotate/ Receipt	Type	Pin Dia (mm)	Bolt Size	Bolt Type	Pin Width (in)	Pin Width (mm)	Big Width (in)	Big Width (mm)
8817	KA_02510_OAT_3642DOC	1	1.4965	38.011	3.642	92.50	191 / 138 / 53	PRO-A	16	n/a	n/a	0.590	14.99	0.748	19.00

2010-2016 KX250F Platinum Rod

ID	Part #	Cyl	Bore (in)	Bore (mm)	C-C (in)	C-C (mm)	Total/ Rotate/ Receipt	Type	Pin Dia (mm)	Bolt Size	Bolt Type	Pin Width (in)	Pin Width (mm)	Big Width (in)	Big Width (mm)
6512	KA_02515_OAT_3701BOC	1	1.4965	38.010	3.701	94.00	189 / 139 / 50	PRO-A	15	n/a	n/a	0.590	14.99	0.748	19.00

KFX400

ID	Part #	Cyl	Bore (in)	Bore (mm)	C-C (in)	C-C (mm)	Total/ Rotate/ Receipt	Type	Pin Dia (mm)	Bolt Size	Bolt Type	Pin Width (in)	Pin Width (mm)	Big Width (in)	Big Width (mm)
5485	SU-DR4>-04203N	1	1.6934	43.010	4.203	106.75	347 / 239 / 108	PRO-H	20	n/a	n/a	0.780	18.95	0.858	21.80

KAWASAKI



KLX400

ID	Part #	Cyl	Bore (in)	Bore (mm)	C-C (in)	C-C (mm)	Total/ Rotate/ Receipt	Type	Pin Dia (mm)	Bolt Size	Bolt Type	Pin Width (in)	Pin Width (mm)	Big Width (in)	Big Width (mm)
5485	SU-DR4>04203N	1	1.6934	43.010	4.203	106.75	347 / 239 / 108	PRO-H	20	n/a	n/a	0.780	18.95	0.858	21.80

KX450F '05-'08

ID	Part #	Cyl	Bore (in)	Bore (mm)	C-C (in)	C-C (mm)	Total/ Rotate/ Receipt	Type	Pin Dia (mm)	Bolt Size	Bolt Type	Pin Width (in)	Pin Width (mm)	Big Width (in)	Big Width (mm)
5402	KA-KX45CA-2<-03976N	1	1.6540	42.012	3.976	101.00	236 / 163 / 73	PRO-A	19	n/a	n/a	0.709	18.01	0.786	19.96

KFX450 '07-'08

ID	Part #	Cyl	Bore (in)	Bore (mm)	C-C (in)	C-C (mm)	Total/ Rotate/ Receipt	Type	Pin Dia (mm)	Bolt Size	Bolt Type	Pin Width (in)	Pin Width (mm)	Big Width (in)	Big Width (mm)
9274	KA_OKFX45_OAT_4213DOC	1	1.6540	42.012	4.213	107.00	255 / 170 / 85	PRO-A	21	n/a	n/a	0.709	18.01	0.786	19.96

2004-2008 KX450F Project X Platinum Rod

ID	Part #	Cyl	Bore (in)	Bore (mm)	C-C (in)	C-C (mm)	Total/ Rotate/ Receipt	Type	Pin Dia (mm)	Bolt Size	Bolt Type	Pin Width (in)	Pin Width (mm)	Big Width (in)	Big Width (mm)
6121	KA-4518CA<-04094N	1	1.6540	42.010	4.094	104.00	237 / 166 / 71	PRO-A	18	n/a	n/a	0.709	18.01	0.786	19.96

KX450F 2009-15 Pro-A

ID	Part #	Cyl	Bore (in)	Bore (mm)	C-C (in)	C-C (mm)	Total/ Rotate/ Receipt	Type	Pin Dia (mm)	Bolt Size	Bolt Type	Pin Width (in)	Pin Width (mm)	Big Width (in)	Big Width (mm)
8803	KA_04509_OAT_3976DOC	1	1.6540	42.012	3.976	101.00	252 / 178 / 74	PRO-A	19	n/a	n/a	0.709	18.01	0.865	21.97

KX450F 2009-16 Pro-A

ID	Part #	Cyl	Bore (in)	Bore (mm)	C-C (in)	C-C (mm)	Total/ Rotate/ Receipt	Type	Pin Dia (mm)	Bolt Size	Bolt Type	Pin Width (in)	Pin Width (mm)	Big Width (in)	Big Width (mm)
8960	KA_04516_OAT_3976DOC	1	1.6540	42.012	3.976	101.00	249 / 177 / 72	PRO-A	19	n/a	n/a	0.709	18.01	0.865	21.97

2009-2015 KX450F Project X Platinum Rod

ID	Part #	Cyl	Bore (in)	Bore (mm)	C-C (in)	C-C (mm)	Total/ Rotate/ Receipt	Type	Pin Dia (mm)	Bolt Size	Bolt Type	Pin Width (in)	Pin Width (mm)	Big Width (in)	Big Width (mm)
8815	KA_04509P_OAT_4094DOC	1	1.6540	42.010	4.094	104.00	253 / 179 / 74	PRO-A	18	n/a	n/a	0.709	18.01	0.865	21.97

ER6N / EX650 2006-2016

ID	Part #	Cyl	Bore (in)	Bore (mm)	C-C (in)	C-C (mm)	Total/ Rotate/ Receipt	Type	Pin Dia (mm)	Bolt Size	Bolt Type	Pin Width (in)	Pin Width (mm)	Big Width (in)	Big Width (mm)
7679	KA-ER6N>-8M4488S-00	2	1.2992	33.000	4.448	113.00	384 / 285 / 99	PRO-H	19	8mm	CARR	0.707	17.96	0.900	22.86

ZX6R '00-01, ZX6R(636) '02-06, ZZR600 '05-08 Pro-H 8mm

ID	Part #	Cyl	Bore (in)	Bore (mm)	C-C (in)	C-C (mm)	Total/ Rotate/ Receipt	Type	Pin Dia (mm)	Bolt Size	Bolt Type	Pin Width (in)	Pin Width (mm)	Big Width (in)	Big Width (mm)
9892	KA_BX600_OYS_3661B8M	4	1.2992	33.000	3.661	92.99	248 / 189 / 59	PRO-H	16	8mm	CARR	0.590	14.99	0.727	18.47

ZX6R '00-01, ZX6R(636) '02-06, ZZR600 '05-08

ID	Part #	Cyl	Bore (in)	Bore (mm)	C-C (in)	C-C (mm)	Total/ Rotate/ Receipt	Type	Pin Dia (mm)	Bolt Size	Bolt Type	Pin Width (in)	Pin Width (mm)	Big Width (in)	Big Width (mm)
7581	KA_BX600_OHS_3661B4M	4	1.2992	33.000	3.661	93.00	205 / 147 / 58	PRO-H	16	1/4	CARR	0.590	14.99	0.727	18.47

KAWASAKI



ZX6RR '04-06

ID	Part #	Cyl	Bore (in)	Bore (mm)	C-C (in)	C-C (mm)	Total/ Rotate/ Receipt	Type	Pin Dia (mm)	Bolt Size	Bolt Type	Pin Width (in)	Pin Width (mm)	Big Width (in)	Big Width (mm)
5408	KA-X600<-43740S	4	1.2992	33.000	3.740	95.00	237 / 176 / 61	PRO-H	16	1/4	CARR	0.590	14.99	0.727	18.47

ZX6R 2007-2012

ID	Part #	Cyl	Bore (in)	Bore (mm)	C-C (in)	C-C (mm)	Total/ Rotate/ Receipt	Type	Pin Dia (mm)	Bolt Size	Bolt Type	Pin Width (in)	Pin Width (mm)	Big Width (in)	Big Width (mm)
8841	KA_BZX6R_OHS_3720B4M	4	1.6142	41.000	3.720	94.50	208 / 153 / 55	PRO-H	15	1/4	CARR	0.590	14.99	0.766	19.46

ZX6R (636) 2013-17 Light 8mm Bolts

ID	Part #	Cyl	Bore (in)	Bore (mm)	C-C (in)	C-C (mm)	Total/ Rotate/ Receipt	Type	Pin Dia (mm)	Bolt Size	Bolt Type	Pin Width (in)	Pin Width (mm)	Big Width (in)	Big Width (mm)
9661	KA_BZX6R_1YS_3661B8M	4	1.2992	33.000	3.661	92.99	258 / 200 / 58	PRO-H	15	8mm	CARR	0.590	14.99	0.766	19.46

ZX6R (636) 2013-17 Light 1/4" Bolts

ID	Part #	Cyl	Bore (in)	Bore (mm)	C-C (in)	C-C (mm)	Total/ Rotate/ Receipt	Type	Pin Dia (mm)	Bolt Size	Bolt Type	Pin Width (in)	Pin Width (mm)	Big Width (in)	Big Width (mm)
7722	KA_BZX6R_OHS_3661B4M	4	1.2992	33.000	3.661	93.00	206 / 152 / 54	PRO-H	16	1/4	CARR	0.590	14.99	0.766	19.46

ZX7R '96-02

ID	Part #	Cyl	Bore (in)	Bore (mm)	C-C (in)	C-C (mm)	Total/ Rotate/ Receipt	Type	Pin Dia (mm)	Bolt Size	Bolt Type	Pin Width (in)	Pin Width (mm)	Big Width (in)	Big Width (mm)
5414	KA-ZX7<-43937S	4	1.5670	39.802	3.937	100.00	285 / 213 / 72	PRO-H	18	1/4	CARR	0.710	18.03	0.898	22.81

Teryx 750 & Brute Force 750 & KFX700 & Prairie 700 V-Twin '08-10

ID	Part #	Cyl	Bore (in)	Bore (mm)	C-C (in)	C-C (mm)	Total/ Rotate/ Receipt	Type	Pin Dia (mm)	Bolt Size	Bolt Type	Pin Width (in)	Pin Width (mm)	Big Width (in)	Big Width (mm)
4882	KA-TERYX>-8M4626S	2	1.6929	43.000	4.626	117.50	357 / 262 / 95	PRO-H	20	8mm	CARR	0.709	18.01	0.782	19.86

ZX10R '04-06

ID	Part #	Cyl	Bore (in)	Bore (mm)	C-C (in)	C-C (mm)	Total/ Rotate/ Receipt	Type	Pin Dia (mm)	Bolt Size	Bolt Type	Pin Width (in)	Pin Width (mm)	Big Width (in)	Big Width (mm)
5405	KA-X104<-8M4203S	4	1.4764	37.501	4.203	106.75	305 / 233 / 72	PRO-H	17	8mm	CARR	0.630	16.00	0.821	20.85

ZX10R 07-17

ID	Part #	Cyl	Bore (in)	Bore (mm)	C-C (in)	C-C (mm)	Total/ Rotate/ Receipt	Type	Pin Dia (mm)	Bolt Size	Bolt Type	Pin Width (in)	Pin Width (mm)	Big Width (in)	Big Width (mm)
8868	KA_BX107_2YT_4203B8M	4	1.4764	37.501	4.203	106.75	305 / 233 / 72	PRO-H	17	8mm	CARR	0.630	16.00	0.821	20.85

ZX11, ZZR11

ID	Part #	Cyl	Bore (in)	Bore (mm)	C-C (in)	C-C (mm)	Total/ Rotate/ Receipt	Type	Pin Dia (mm)	Bolt Size	Bolt Type	Pin Width (in)	Pin Width (mm)	Big Width (in)	Big Width (mm)
5409	KA-ZX11>-8M4370S	4	1.5355	39.002	4.370	111.00	347 / 260 / 87	PRO-H	18	8mm	CARR	0.900	22.86	0.900	22.86



KAWASAKI



ZX12

ID	Part #	Cyl	Bore (in)	Bore (mm)	C-C (in)	C-C (mm)	Total/ Rotate/ Receipt	Type	Pin Dia (mm)	Bolt Size	Bolt Type	Pin Width (in)	Pin Width (mm)	Big Width (in)	Big Width (mm)
5406	KA-X12-1<A-8M4232H	4	1.5750	40.005	4.232	107.50	356 / 260 / 96	PRO-A	21	8mm	WMC	0.750	19.05	0.930	23.62
5410	KA-ZX12>-8M4232S	4	1.5750	40.005	4.232	107.50	350 / 263 / 87	PRO-H	21	8mm	CARR	0.750	19.05	0.930	23.62

ZX14 '06-11, 4mm Stroker or Turbo Piston

ID	Part #	Cyl	Bore (in)	Bore (mm)	C-C (in)	C-C (mm)	Total/ Rotate/ Receipt	Type	Pin Dia (mm)	Bolt Size	Bolt Type	Pin Width (in)	Pin Width (mm)	Big Width (in)	Big Width (mm)
5411	KA-ZX14>-8M4350S	4	1.6144	41.006	4.350	110.50	359 / 262 / 97	PRO-H	20	8mm	CARR	0.750	19.05	0.931	23.65

ZX14 '06-11

ID	Part #	Cyl	Bore (in)	Bore (mm)	C-C (in)	C-C (mm)	Total/ Rotate/ Receipt	Type	Pin Dia (mm)	Bolt Size	Bolt Type	Pin Width (in)	Pin Width (mm)	Big Width (in)	Big Width (mm)
5412	KA-ZX14>-8M4429S	4	1.6144	41.006	4.429	112.50	359 / 262 / 97	PRO-H	20	8mm	CARR	0.750	19.05	0.931	23.65

ZX14 '06-11 HD and Stroker

ID	Part #	Cyl	Bore (in)	Bore (mm)	C-C (in)	C-C (mm)	Total/ Rotate/ Receipt	Type	Pin Dia (mm)	Bolt Size	Bolt Type	Pin Width (in)	Pin Width (mm)	Big Width (in)	Big Width (mm)
7396	KA_B14HD_OHS_4429B8M	4	1.6144	41.006	4.429	112.50	359 / 262 / 97	PRO-H	20	1/4	CARR	0.750	19.05	0.931	23.65

ZX14 '12-15

ID	Part #	Cyl	Bore (in)	Bore (mm)	C-C (in)	C-C (mm)	Total/ Rotate/ Receipt	Type	Pin Dia (mm)	Bolt Size	Bolt Type	Pin Width (in)	Pin Width (mm)	Big Width (in)	Big Width (mm)
7291	KA_BZX14_2HS_4547B8M	4	1.6144	41.006	4.547	115.50	359 / 262 / 97	PRO-H	20	1/4	CARR	0.750	19.05	0.931	23.65

ULTRA 250X, Ultra LX, STX-15F

ID	Part #	Cyl	Bore (in)	Bore (mm)	C-C (in)	C-C (mm)	Total/ Rotate/ Receipt	Type	Pin Dia (mm)	Bolt Size	Bolt Type	Pin Width (in)	Pin Width (mm)	Big Width (in)	Big Width (mm)
5403	KA-STX15>-8M4449S	4	1.6535	41.999	4.449	113.00	380 / 275 / 105	PRO-H	21	8mm	CARR	0.750	19.05	0.930	23.62

SX-R 1500 2017

ID	Part #	Cyl	Bore (in)	Bore (mm)	C-C (in)	C-C (mm)	Total/ Rotate/ Receipt	Type	Pin Dia (mm)	Bolt Size	Bolt Type	Pin Width (in)	Pin Width (mm)	Big Width (in)	Big Width (mm)
5403	KA-STX15>-8M4449S	4	1.6535	41.999	4.449	113.00	380 / 275 / 105	PRO-H	21	8mm	CARR	0.750	19.05	0.930	23.62

KTM



06-08 250 SX-F

ID	Part #	Cyl	Bore (in)	Bore (mm)	C-C (in)	C-C (mm)	Total/ Rotate/ Receipt	Type	Pin Dia (mm)	Bolt Size	Bolt Type	Pin Width (in)	Pin Width (mm)	Big Width (in)	Big Width (mm)
5415	KT-25FCA<-03858N	1	1.4967	38.016	3.858	98.00	215 / 152 / 63	PRO-A	16	n/a	n/a	0.704	17.88	0.704	17.88

350SX-F

ID	Part #	Cyl	Bore (in)	Bore (mm)	C-C (in)	C-C (mm)	Total/ Rotate/ Receipt	Type	Pin Dia (mm)	Bolt Size	Bolt Type	Pin Width (in)	Pin Width (mm)	Big Width (in)	Big Width (mm)
6925	KT_035SX_OAT_4016BOC	1	1.5755	40.018	4.016	102.00	249 / 173 / 76	PRO-A	18	n/a	n/a	0.667	16.94	0.784	19.94

450SX-F

ID	Part #	Cyl	Bore (in)	Bore (mm)	C-C (in)	C-C (mm)	Total/ Rotate/ Receipt	Type	Pin Dia (mm)	Bolt Size	Bolt Type	Pin Width (in)	Pin Width (mm)	Big Width (in)	Big Width (mm)
8814	KT_045_OAT_4228DOC	1	1.6540	42.012	4.228	107.40	268 / 172 / 96	PRO-A	19	n/a	n/a	0.668	16.97	0.784	19.91

POWERSPORTS RODS

KTM

03-06 450 EXC Racing, '00-02 520 SX, 02-06 525 SX, '01-06 250

ID	Part #	Cyl	Bore (in)	Bore (mm)	C-C (in)	C-C (mm)	Total/ Rotate/ Receipt	Type	Pin Dia (mm)	Bolt Size	Bolt Type	Pin Width (in)	Pin Width (mm)	Big Width (in)	Big Width (mm)
5418	KT-EXC>-05079N	1	1.6929	43.000	5.079	129.00	346 / 236 / 110	PRO-H	20	n/a	n/a	0.862	21.90	0.862	21.90

94-06 620 LC4, '94-97 DUKE, '98-01 620 SC, '02-06 625 SX & SM, '98-06 640 LC4 & DUKE II

ID	Part #	Cyl	Bore (in)	Bore (mm)	C-C (in)	C-C (mm)	Total/ Rotate/ Receipt	Type	Pin Dia (mm)	Bolt Size	Bolt Type	Pin Width (in)	Pin Width (mm)	Big Width (in)	Big Width (mm)
5417	KT-6LC>-05571N	1	1.9685	50.000	5.571	141.50	497 / 339 / 158	PRO-H	22	n/a	n/a	0.901	22.90	0.901	22.90

MATCHLESS

Matchless G 80

ID	Part #	Cyl	Bore (in)	Bore (mm)	C-C (in)	C-C (mm)	Total/ Rotate/ Receipt	Type	Pin Dia (in)	Bolt Size	Bolt Type	Pin Width (in)	Pin Width (mm)	Big Width (in)	Big Width (mm)
5439	MT-G80>-06875N	1	2.3100		6.875		469 / 294 / 175	PRO-H	0.875	n/a	n/a	0.950		0.680	

MOTO GUZZI

Most 2 cylinder

ID	Part #	Cyl	Bore (in)	Bore (mm)	C-C (in)	C-C (mm)	Total/ Rotate/ Receipt	Type	Pin Dia (mm)	Bolt Size	Bolt Type	Pin Width (in)	Pin Width (mm)	Big Width (in)	Big Width (mm)
5437	MO-GZ>-8M5512S	2	1.8554	47.127	5.512	140.00	503 / 350 / 153	PRO-H	22	8mm	CARR	0.950	24.13	0.938	23.83

MZ

Skorpion 660

ID	Part #	Cyl	Bore (in)	Bore (mm)	C-C (in)	C-C (mm)	Total/ Rotate/ Receipt	Type	Pin Dia (mm)	Bolt Size	Bolt Type	Pin Width (in)	Pin Width (mm)	Big Width (in)	Big Width (mm)
5020	YA-XTZ>-05374N	1	1.7722	45.014	5.374	136.50	444 / 300 / 144	PRO-H	22	n/a	n/a	0.866	22.00	0.864	21.95

NORTON

Commando 750/850

ID	Part #	Cyl	Bore (in)	Bore (mm)	C-C (in)	C-C (mm)	Total/ Rotate/ Receipt	Type	Pin Dia (in)	Bolt Size	Bolt Type	Pin Width (in)	Pin Width (mm)	Big Width (in)	Big Width (mm)
5452	NO-COM>-55875S	2	1.8957		5.875		467 / 333 / 134	PRO-H	0.687	5/16	CARR	1.000		1.010	21.95

POLARIS

2011-13 XP900 2mm shorter Turbo Rod

ID	Part #	Cyl	Bore (in)	Bore (mm)	C-C (in)	C-C (mm)	Total/ Rotate/ Receipt	Type	Pin Dia (mm)	Bolt Size	Bolt Type	Pin Width (in)	Pin Width (mm)	Big Width (in)	Big Width (mm)
6921	RO_BXP9_OHS_4980B8M	2	1.7323	44.000	4.980	126.50	422 / 289 / 133	PRO-H	20	8mm	CARR	0.785	19.94	0.955	24.26

2011-13 XP900

ID	Part #	Cyl	Bore (in)	Bore (mm)	C-C (in)	C-C (mm)	Total/ Rotate/ Receipt	Type	Pin Dia (mm)	Bolt Size	Bolt Type	Pin Width (in)	Pin Width (mm)	Big Width (in)	Big Width (mm)
6866	RO_BXP9_OHS_5059B8M	2	1.7323	44.000	5.059	128.50	422 / 289 / 133	PRO-H	20	8mm	CARR	0.785	19.94	0.955	24.26

POWERSPORTS RODS

POLARIS



XP1000 Razor or XP900 4.921" (3.5mm shorter)

ID	Part #	Cyl	Bore (in)	Bore (mm)	C-C (in)	C-C (mm)	Total/ Rotate/ Receipt	Type	Pin Dia (mm)	Bolt Size	Bolt Type	Pin Width (in)	Pin Width (mm)	Big Width (in)	Big Width (mm)
7901	RO_BXP10_OHS_4921B8M	2	1.7323	44.000	4.921	125.00	418 / 287 / 131	PRO-H	20	8mm	CARR	0.785	19.94	0.955	24.26

XP1000 Turbo Razor

ID	Part #	Cyl	Bore (in)	Bore (mm)	C-C (in)	C-C (mm)	Total/ Rotate/ Receipt	Type	Pin Dia (mm)	Bolt Size	Bolt Type	Pin Width (in)	Pin Width (mm)	Big Width (in)	Big Width (mm)
8961	RO_BXP10T_OYS_4915B6M	2	1.8898	48.000	4.915	124.84	565 / 383 / 182	PRO-H	22	3/8	CARR	0.865	21.97	0.956	24.28

XP1000 Turbo Razor with OEM Piston

ID	Part #	Cyl	Bore (in)	Bore (mm)	C-C (in)	C-C (mm)	Total/ Rotate/ Receipt	Type	Pin Dia (mm)	Bolt Size	Bolt Type	Pin Width (in)	Pin Width (mm)	Big Width (in)	Big Width (mm)
9390	RO_BXP10T_1YS_4915B6M	2	1.8898	48.000	4.915	124.84	566 / 384 / 182	PRO-H	22	3/8	CARR	0.865 Tapered	21.97	0.956	24.28

ROTAX



Rotax 600

ID	Part #	Cyl	Bore (in)	Bore (mm)	C-C (in)	C-C (mm)	Total/ Rotate/ Receipt	Type	Pin Dia (mm)	Bolt Size	Bolt Type	Pin Width (in)	Pin Width (mm)	Big Width (in)	Big Width (mm)
5472	RO-600>-05512N	1	1.6934	43.012	5.512	140.00	434 / 294 / 140	PRO-H	22	n/a	n/a	0.850	21.59	0.865	21.97

SEADOO



Spark 900

ID	Part #	Cyl	Bore (in)	Bore (mm)	C-C (in)	C-C (mm)	Total/ Rotate/ Receipt	Type	Pin Dia (mm)	Bolt Size	Bolt Type	Pin Width (in)	Pin Width (mm)	Big Width (in)	Big Width (mm)
9581	RO_B900S_OYS_4724B8M	3	1.5357	39.007	4.724	120.00	344 / 240 / 104	PRO-H	17	8mm	CARR	0.590	14.99	0.745	18.92

Sea-Doo RXP PWC and Sport Boats - Rotax 1503 4-TEC

ID	Part #	Cyl	Bore (in)	Bore (mm)	C-C (in)	C-C (mm)	Total/ Rotate/ Receipt	Type	Pin Dia (mm)	Bolt Size	Bolt Type	Pin Width (in)	Pin Width (mm)	Big Width (in)	Big Width (mm)
5476	RO-RXP>-8M4724S	3	1.8898	48.000	4.724	120.00	445 / 306 / 139	PRO-H	23	8mm	CARR	0.865	21.97	0.865	21.97

2016 + RXP-X 1600

ID	Part #	Cyl	Bore (in)	Bore (mm)	C-C (in)	C-C (mm)	Total/ Rotate/ Receipt	Type	Pin Dia (mm)	Bolt Size	Bolt Type	Pin Width (in)	Pin Width (mm)	Big Width (in)	Big Width (mm)
9086	RO_BRX16_OYS_4528B6M	3	1.8898	48.000	4.528	115.00	510 / 350 / 160	PRO-H	22	3/8	CARR	0.865	21.97	0.865	21.97

MXZ

ID	Part #	Cyl	Bore (in)	Bore (mm)	C-C (in)	C-C (mm)	Total/ Rotate/ Receipt	Type	Pin Dia (mm)	Bolt Size	Bolt Type	Pin Width (in)	Pin Width (mm)	Big Width (in)	Big Width (mm)
5474	RO-MXZ>-8M4183S	3	1.6144	41.006	4.183	106.25	390 / 276 / 114	PRO-H	22	8mm	CARR	0.785	19.94	0.864	21.95
5475	RO-MXZ>-8M4262S	3	1.6144	41.006	4.262	108.25	395 / 278 / 117	PRO-H	22	8mm	CARR	0.785	19.94	0.864	21.95

POWERSPORTS RODS

SUZUKI



RM-Z250 '04-09

ID	Part #	Cyl	Bore (in)	Bore (mm)	C-C (in)	C-C (mm)	Total/ Rotate/ Receipt	Type	Pin Dia (mm)	Bolt Size	Bolt Type	Pin Width (in)	Pin Width (mm)	Big Width (in)	Big Width (mm)
8801	YA_02514_OAT_3642DOC	1	1.4965	38.011	3.642	92.50	186 / 133 / 53	PRO-A	16	n/a	n/a	0.590	14.99	0.709	18.01

RM-Z250 '04-09 Project X Platinum Rod

ID	Part #	Cyl	Bore (in)	Bore (mm)	C-C (in)	C-C (mm)	Total/ Rotate/ Receipt	Type	Pin Dia (mm)	Bolt Size	Bolt Type	Pin Width (in)	Pin Width (mm)	Big Width (in)	Big Width (mm)
8813	SU_025P_OAT_3701DOC	1	1.4965	38.010	3.701	94.00	181 / 124 / 57	PRO-A	15	n/a	n/a	0.590	14.99	0.709	18.10

RM-Z250 2010-2017 Pro A

ID	Part #	Cyl	Bore (in)	Bore (mm)	C-C (in)	C-C (mm)	Total/ Rotate/ Receipt	Type	Pin Dia (mm)	Bolt Size	Bolt Type	Pin Width (in)	Pin Width (mm)	Big Width (in)	Big Width (mm)
8810	SU_ORM25_OAT_3642DOC	1	1.4965	38.011	3.642	92.50	184 / 131 / 53	PRO-A	16	n/a	n/a	0.590	14.99	0.699	17.75

RM-Z250 2010-2017 Project X Platinum Rod

ID	Part #	Cyl	Bore (in)	Bore (mm)	C-C (in)	C-C (mm)	Total/ Rotate/ Receipt	Type	Pin Dia (mm)	Bolt Size	Bolt Type	Pin Width (in)	Pin Width (mm)	Big Width (in)	Big Width (mm)
9255	SU_OR25P_OAT_3701BOC	1	1.4965	38.010	3.701	94.00	183 / 132 / 51	PRO-A	15	n/a	n/a	0.590	14.99	0.699	17.75

DR-Z400 '00-09

ID	Part #	Cyl	Bore (in)	Bore (mm)	C-C (in)	C-C (mm)	Total/ Rotate/ Receipt	Type	Pin Dia (mm)	Bolt Size	Bolt Type	Pin Width (in)	Pin Width (mm)	Big Width (in)	Big Width (mm)
5485	SU-DR4>-04203N	1	1.6934	43.010	4.203	106.75	347 / 239 / 108	PRO-H	20	n/a	n/a	0.780	18.95	0.858	21.80

LT-Z400 '03-08

ID	Part #	Cyl	Bore (in)	Bore (mm)	C-C (in)	C-C (mm)	Total/ Rotate/ Receipt	Type	Pin Dia (mm)	Bolt Size	Bolt Type	Pin Width (in)	Pin Width (mm)	Big Width (in)	Big Width (mm)
5485	SU-DR4>-04203N	1	1.6934	43.010	4.203	106.75	347 / 239 / 108	PRO-H	20	n/a	n/a	0.780	18.95	0.858	21.80

LTR450 '06-13 Pro-A

ID	Part #	Cyl	Bore (in)	Bore (mm)	C-C (in)	C-C (mm)	Total/ Rotate/ Receipt	Type	Pin Dia (mm)	Bolt Size	Bolt Type	Pin Width (in)	Pin Width (mm)	Big Width (in)	Big Width (mm)
8811	SU_OLT45_OAT_4212DOC	1	1.6540	42.012	4.212	106.98	261 / 179 / 82	PRO-A	19	n/a	n/a	0.750	19.05	0.857	21.77

2006-2013 LTR450 Project X Platinum Rod

ID	Part #	Cyl	Bore (in)	Bore (mm)	C-C (in)	C-C (mm)	Total/ Rotate/ Receipt	Type	Pin Dia (mm)	Bolt Size	Bolt Type	Pin Width (in)	Pin Width (mm)	Big Width (in)	Big Width (mm)
6124	SU-LT4519CA<-04330N	1	1.6545	42.024	4.330	110.00	266 / 183 / 83	PRO-A	19	n/a	n/a	0.750	19.05	0.857	21.77

RM-Z450 '06-12 Pro-A

ID	Part #	Cyl	Bore (in)	Bore (mm)	C-C (in)	C-C (mm)	Total/ Rotate/ Receipt	Type	Pin Dia (mm)	Bolt Size	Bolt Type	Pin Width (in)	Pin Width (mm)	Big Width (in)	Big Width (mm)
8809	SU_ORM45_OAT_4173DOC	1	1.6540	42.012	4.173	106.00	238 / 165 / 73	PRO-A	19	n/a	n/a	0.726	18.44	0.778	19.76

RM-Z450 '08-12

ID	Part #	Cyl	Bore (in)	Bore (mm)	C-C (in)	C-C (mm)	Total/ Rotate/ Receipt	Type	Pin Dia (mm)	Bolt Size	Bolt Type	Pin Width (in)	Pin Width (mm)	Big Width (in)	Big Width (mm)
5954	SU-4508CA-2<-04157N	1	1.6540	42.012	4.157	105.60	238 / 165 / 73	PRO-A	19	n/a	n/a	0.650	16.50	0.778	19.76

POWERSPORTS RODS

SUZUKI



2008-2012 RMZ450 Project X Platinum Rod

ID	Part #	Cyl	Bore (in)	Bore (mm)	C-C (in)	C-C (mm)	Total/ Rotate/ Receipt	Type	Pin Dia (mm)	Bolt Size	Bolt Type	Pin Width (in)	Pin Width (mm)	Big Width (in)	Big Width (mm)
6125	SU-RM4518CA<04217N	1	1.6540	42.010	4.217	107.11	235 / 165 / 70	PRO-A	18	n/a	n/a	0.650	16.51	0.778	19.76

2013-17 RMZ450 Pro-A

ID	Part #	Cyl	Bore (in)	Bore (mm)	C-C (in)	C-C (mm)	Total/ Rotate/ Receipt	Type	Pin Dia (mm)	Bolt Size	Bolt Type	Pin Width (in)	Pin Width (mm)	Big Width (in)	Big Width (mm)
8812	SU_O4513_OAT_4173DOC	1	1.6540	42.010	4.173	106.00	240 / 167 / 73	PRO-A	19	n/a	n/a	0.650	16.51	0.778	19.76

GSX-R600 '04-14

ID	Part #	Cyl	Bore (in)	Bore (mm)	C-C (in)	C-C (mm)	Total/ Rotate/ Receipt	Type	Pin Dia (mm)	Bolt Size	Bolt Type	Pin Width (in)	Pin Width (mm)	Big Width (in)	Big Width (mm)
7465	SU_B6004_OHT_3633B4M	4	1.3386	34.000	3.633	92.28	209 / 152 / 57	PRO-H	14	1/4	CARR	0.635	16.13	0.786	19.96

GSX-R600 '04-14 Pro-H 8mm Bolt

ID	Part #	Cyl	Bore (in)	Bore (mm)	C-C (in)	C-C (mm)	Total/ Rotate/ Receipt	Type	Pin Dia (mm)	Bolt Size	Bolt Type	Pin Width (in)	Pin Width (mm)	Big Width (in)	Big Width (mm)
9586	SU_B6004_OYT_3633B8M	4	1.3386	34.000	3.633	92.28	250 / 192 / 58	PRO-H	14	8mm	CARR	0.635	16.13	0.786	19.96

SV650 '99-05

ID	Part #	Cyl	Bore (in)	Bore (mm)	C-C (in)	C-C (mm)	Total/ Rotate/ Receipt	Type	Pin Dia (mm)	Bolt Size	Bolt Type	Pin Width (in)	Pin Width (mm)	Big Width (in)	Big Width (mm)
5503	SU-V65-1<A-8M4744H	2	1.6144	41.006	4.744	120.50	362 / 255 / 107	PRO-A	20	8mm	WMC	0.825	20.96	0.826	20.98
5502	SU-SV65>-8M4744S	2	1.6144	41.006	4.744	120.50	350 / 249 / 101	PRO-H	20	8mm	CARR	0.825	20.96	0.826	20.98

GSX-R750 '00-05

ID	Part #	Cyl	Bore (in)	Bore (mm)	C-C (in)	C-C (mm)	Total/ Rotate/ Receipt	Type	Pin Dia (mm)	Bolt Size	Bolt Type	Pin Width (in)	Pin Width (mm)	Big Width (in)	Big Width (mm)
7418	SU_B7500_OYT_4060B8M	4	1.4170	35.992	4.060	103.12	274 / 209 / 65	PRO-H	15	8mm	CARR	0.635	16.13	0.785	19.94

GSX-R750 '06-08

ID	Part #	Cyl	Bore (in)	Bore (mm)	C-C (in)	C-C (mm)	Total/ Rotate/ Receipt	Type	Pin Dia (mm)	Bolt Size	Bolt Type	Pin Width (in)	Pin Width (mm)	Big Width (in)	Big Width (mm)
5484	SU-7506<-8M3730S	4	1.4170	35.992	3.730	94.75	282 / 218 / 64	PRO-H	15	8mm	CARR	0.635	16.13	0.785	19.94

GSX-R1000 '01-04 2mm Shorter

ID	Part #	Cyl	Bore (in)	Bore (mm)	C-C (in)	C-C (mm)	Total/ Rotate/ Receipt	Type	Pin Dia (mm)	Bolt Size	Bolt Type	Pin Width (in)	Pin Width (mm)	Big Width (in)	Big Width (mm)
5490	SU-GS10>-8M4290S	4	1.4963	38.006	4.290	109.00	298 / 221 / 77	PRO-H	16	8mm	CARR	0.632	16.05	0.785	19.94

GSX-R1000 '01-04 1mm Shorter

ID	Part #	Cyl	Bore (in)	Bore (mm)	C-C (in)	C-C (mm)	Total/ Rotate/ Receipt	Type	Pin Dia (mm)	Bolt Size	Bolt Type	Pin Width (in)	Pin Width (mm)	Big Width (in)	Big Width (mm)
5959	SU-GS10>-8M4330S	4	1.4963	38.006	4.330	110.00	298 / 221 / 77	PRO-H	16	8mm	CARR	0.632	16.05	0.785	19.94

SUZUKI



GSX-R1000 '01-04

ID	Part #	Cyl	Bore (in)	Bore (mm)	C-C (in)	C-C (mm)	Total/ Rotate/ Recep	Type	Pin Dia (mm)	Bolt Size	Bolt Type	Pin Width (in)	Pin Width (mm)	Big Width (in)	Big Width (mm)
5486	SU-G10-1<A-8M4370H	4	1.4963	38.006	4.370	111.00	310 / 233 / 77	PRO-A	16	8mm	WMC	0.632	16.05	0.785	19.94
4719	SU-GS10>-8M4370S	4	1.4963	38.006	4.370	111.00	298 / 221 / 77	PRO-H	16	8mm	CARR	0.632	16.05	0.785	19.94

GSXR1000 Clears 6mm Stroker 01-04

ID	Part #	Cyl	Bore (in)	Bore (mm)	C-C (in)	C-C (mm)	Total/ Rotate/ Recep	Type	Pin Dia (mm)	Bolt Size	Bolt Type	Pin Width (in)	Pin Width (mm)	Big Width (in)	Big Width (mm)
7346	SU_BGS10_2YS_4370B8M	4	1.4963	38.006	4.370	111.00	286 / 212 / 74	PRO-H	16	8mm	CARR	0.632	16.05	0.785	19.94

GSX-R1000 '01-04 2mm Longer

ID	Part #	Cyl	Bore (in)	Bore (mm)	C-C (in)	C-C (mm)	Total/ Rotate/ Recep	Type	Pin Dia (mm)	Bolt Size	Bolt Type	Pin Width (in)	Pin Width (mm)	Big Width (in)	Big Width (mm)
5960	SU-GS10>-8M4449S	4	1.4963	38.006	4.449	113.00	298 / 221 / 77	PRO-H	16	8mm	CARR	0.632	16.05	0.785	19.94

GSX-R1000, '05-08 2mm Shorter

ID	Part #	Cyl	Bore (in)	Bore (mm)	C-C (in)	C-C (mm)	Total/ Rotate/ Recep	Type	Pin Dia (mm)	Bolt Size	Bolt Type	Pin Width (in)	Pin Width (mm)	Big Width (in)	Big Width (mm)
5491	SU-GS105>-8M4290S	4	1.4963	38.006	4.290	109.00	298 / 227 / 71	PRO-H	15	8mm	CARR	0.632	16.05	0.785	19.94

GSX-R1000, '05-08 1mm Shorter

ID	Part #	Cyl	Bore (in)	Bore (mm)	C-C (in)	C-C (mm)	Total/ Rotate/ Recep	Type	Pin Dia (mm)	Bolt Size	Bolt Type	Pin Width (in)	Pin Width (mm)	Big Width (in)	Big Width (mm)
5961	SU-GS105>-8M4330S	4	1.4963	38.006	4.330	110.00	298 / 227 / 71	PRO-H	15	8mm	CARR	0.632	16.05	0.785	19.94

GSX-R1000, '05-08

ID	Part #	Cyl	Bore (in)	Bore (mm)	C-C (in)	C-C (mm)	Total/ Rotate/ Recep	Type	Pin Dia (mm)	Bolt Size	Bolt Type	Pin Width (in)	Pin Width (mm)	Big Width (in)	Big Width (mm)
5487	SU-G105-1<A-8M4370H	4	1.4963	38.006	4.370	111.00	304 / 232 / 72	PRO-A	15	8mm	WMC	0.632	16.05	0.785	19.94
4722	SU-GS105>-8M4370S	4	1.4963	38.006	4.370	111.00	298 / 227 / 71	PRO-H	15	8mm	CARR	0.632	16.05	0.785	19.94

GSXR1000 Clears 6mm Stroker 05-08

ID	Part #	Cyl	Bore (in)	Bore (mm)	C-C (in)	C-C (mm)	Total/ Rotate/ Recep	Type	Pin Dia (mm)	Bolt Size	Bolt Type	Pin Width (in)	Pin Width (mm)	Big Width (in)	Big Width (mm)
7504	SU_BGS15_2YS_4370B8M	4	1.4963	38.006	4.370	111.00	286 / 214 / 42	PRO-H	15	8mm	CARR	0.632	16.05	0.785	19.94

GSX-R1000, '05-08 2mm Longer

ID	Part #	Cyl	Bore (in)	Bore (mm)	C-C (in)	C-C (mm)	Total/ Rotate/ Recep	Type	Pin Dia (mm)	Bolt Size	Bolt Type	Pin Width (in)	Pin Width (mm)	Big Width (in)	Big Width (mm)
5962	SU-GS105>-8M4449S	4	1.4963	38.006	4.449	113.00	298 / 227 / 71	PRO-H	15	8mm	CARR	0.632	16.05	0.785	19.94

GSX-R1000, '09-16

ID	Part #	Cyl	Bore (in)	Bore (mm)	C-C (in)	C-C (mm)	Total/ Rotate/ Recep	Type	Pin Dia (mm)	Bolt Size	Bolt Type	Pin Width (in)	Pin Width (mm)	Big Width (in)	Big Width (mm)
5492	SU-GS105>-8M4409S	4	1.4963	38.006	4.409	112.00	298 / 229 / 69	PRO-H	15	8mm	CARR	0.632	16.05	0.785	19.94

GSX-R1000 2017

ID	Part #	Cyl	Bore (in)	Bore (mm)	C-C (in)	C-C (mm)	Total/ Rotate/ Recep	Type	Pin Dia (mm)	Bolt Size	Bolt Type	Pin Width (in)	Pin Width (mm)	Big Width (in)	Big Width (mm)
10018	SU_BG1017_OYS_4449B8M	4	1.4963	38.006	4.449	113.00	290 / 214 / 76	PRO-H	16	8mm	CARR	0.632	16.05	0.785	19.94

SUZUKI



GSX-R1100 '88-92, GSX-R1100 83-88, (1052 Crank)

ID	Part #	Cyl	Bore (in)	Bore (mm)	C-C (in)	C-C (mm)	Total/ Rotate/ Receipt	Type	Pin Dia (mm)	Bolt Size	Bolt Type	Pin Width (in)	Pin Width (mm)	Big Width (in)	Big Width (mm)
5957	SU-GS>1-8M4621S	4	1.6144	41.006	4.621	117.37	346 / 245 / 101	PRO-H	20	8mm	CARR	0.825	20.96	0.826	20.98

GSX-R1100W '93-98, GSF1200 Bandit '97-98, GSX1100F/G, (1127 Crank)

ID	Part #	Cyl	Bore (in)	Bore (mm)	C-C (in)	C-C (mm)	Total/ Rotate/ Receipt	Type	Pin Dia (mm)	Bolt Size	Bolt Type	Pin Width (in)	Pin Width (mm)	Big Width (in)	Big Width (mm)
5494	SU-KAT>-8M4606S	4	1.6144	41.006	4.606	117.00	340 / 242 / 98	PRO-H	20	8mm	CARR	0.825	20.96	0.826	20.98

GSX-R1300 Hayabusa '99-07

ID	Part #	Cyl	Bore (in)	Bore (mm)	C-C (in)	C-C (mm)	Total/ Rotate/ Receipt	Type	Pin Dia (mm)	Bolt Size	Bolt Type	Pin Width (in)	Pin Width (mm)	Big Width (in)	Big Width (mm)
5953	SU-13HD>-8M4705S	4	1.6144	41.006	4.705	119.50	373 / 256 / 117	PRO-H	20	8mm	CARR	0.825	20.96	0.931	23.65

GSX-R1300 Hayabusa '99-07

ID	Part #	Cyl	Bore (in)	Bore (mm)	C-C (in)	C-C (mm)	Total/ Rotate/ Receipt	Type	Pin Dia (mm)	Bolt Size	Bolt Type	Pin Width (in)	Pin Width (mm)	Big Width (in)	Big Width (mm)
5488	SU-G13-1<A-8M4705H	4	1.6144	41.006	4.705	119.50	352 / 249 / 103	PRO-A	20	8mm	WMC	0.825	20.96	0.826	20.98
4720	SU-GS13>-8M4705S	4	1.6144	41.006	4.705	119.50	348 / 247 / 101	PRO-H	20	8mm	CARR	0.825	20.96	0.826	20.98

GSX-R1300 Hayabusa '99-07 + 1mm

ID	Part #	Cyl	Bore (in)	Bore (mm)	C-C (in)	C-C (mm)	Total/ Rotate/ Receipt	Type	Pin Dia (mm)	Bolt Size	Bolt Type	Pin Width (in)	Pin Width (mm)	Big Width (in)	Big Width (mm)
5502	SU-SV65>-8M4744S	4	1.6144	41.006	4.744	120.50	350 / 249 / 101	PRO-H	20	8mm	CARR	0.825	20.96	0.826	20.98

GSX-R1300 Hayabusa '99-07 Stroker

ID	Part #	Cyl	Bore (in)	Bore (mm)	C-C (in)	C-C (mm)	Total/ Rotate/ Receipt	Type	Pin Dia (mm)	Bolt Size	Bolt Type	Pin Width (in)	Pin Width (mm)	Big Width (in)	Big Width (mm)
5494	SU-KAT>-8M4606S	4	1.6144	41.006	4.606	117.00	340 / 242 / 98	PRO-H	20	8mm	CARR	0.825	20.96	0.826	20.98
5957	SU-GS>1-8M4621S	4	1.6144	41.006	4.621	117.37	346 / 245 / 101	PRO-H	20	8mm	CARR	0.825	20.96	0.826	20.98

GSX-R1300 Hayabusa '08-'09

ID	Part #	Cyl	Bore (in)	Bore (mm)	C-C (in)	C-C (mm)	Total/ Rotate/ Receipt	Type	Pin Dia (mm)	Bolt Size	Bolt Type	Pin Width (in)	Pin Width (mm)	Big Width (in)	Big Width (mm)
5480	SU-1308-1<A-8M4705H	4	1.6144	41.006	4.705	119.50	353 / 246 / 97	PRO-A	18	8mm	WMC	0.825	20.96	0.826	20.98
4721	SU-1308>-8M4705S	4	1.6144	41.006	4.705	119.50	348 / 252 / 96	PRO-H	18	8mm	CARR	0.825	20.96	0.826	20.98

GSX-R1300 Hayabusa with ZX14 Big End

ID	Part #	Cyl	Bore (in)	Bore (mm)	C-C (in)	C-C (mm)	Total/ Rotate/ Receipt	Type	Pin Dia (mm)	Bolt Size	Bolt Type	Pin Width (in)	Pin Width (mm)	Big Width (in)	Big Width (mm)
7666	SU_BZX14_OHS_4705B8S	4	1.6144	41.006	4.705	119.50	372 / 266 / 106	PRO-H	20	8mm	CARR	0.825	20.96	0.826	20.98



POWERSPORTS RODS

TRIUMPH



650 Twin T120

ID	Part #	Cyl	Bore (in)	Bore (mm)	C-C (in)	C-C (mm)	Total/ Rotate/ Receipt	Type	Pin Dia (in)	Bolt Size	Bolt Type	Pin Width (in)	Pin Width (mm)	Big Width (in)	Big Width (mm)
5520	TR-650>-56500S	2	1.7700		6.500		485 / 345 / 140	PRO-H	0.687	5/16	CARR	1.000		1.041	

675 Triple

ID	Part #	Cyl	Bore (in)	Bore (mm)	C-C (in)	C-C (mm)	Total/ Rotate/ Receipt	Type	Pin Dia (mm)	Bolt Size	Bolt Type	Pin Width (in)	Pin Width (mm)	Big Width (in)	Big Width (mm)
5965	TR-675T3>-8M4118S	3	1.4173	36.000	4.118	104.60	268 / 202 / 66	PRO-H	16	8mm	CARR	0.629	15.98	0.917	23.29

750 Twin T140

ID	Part #	Cyl	Bore (in)	Bore (mm)	C-C (in)	C-C (mm)	Total/ Rotate/ Receipt	Type	Pin Dia (in)	Bolt Size	Bolt Type	Pin Width (in)	Pin Width (mm)	Big Width (in)	Big Width (mm)
5521	TR-750>-56000S	2	1.7700		6.500		460 / 329 / 131	PRO-H	0.750	5/16	CARR	1.000		1.041	

Bonneville Twin. 2000 and up

ID	Part #	Cyl	Bore (in)	Bore (mm)	C-C (in)	C-C (mm)	Total/ Rotate/ Receipt	Type	Pin Dia (mm)	Bolt Size	Bolt Type	Pin Width (in)	Pin Width (mm)	Big Width (in)	Big Width (mm)
5523	TR-953>-8M4784S	2	1.7323	44.000	4.784	121.51	407 / 297 / 110	PRO-H	19	8mm	CARR	0.875	22.23	0.915	23.24

Trident T150

ID	Part #	Cyl	Bore (in)	Bore (mm)	C-C (in)	C-C (mm)	Total/ Rotate/ Receipt	Type	Pin Dia (mm)	Bolt Size	Bolt Type	Pin Width (in)	Pin Width (mm)	Big Width (in)	Big Width (mm)
5524	TR-TRD>-55750S	3	1.7700		5.750		425 / 305 / 120	PRO-H		5/16	CARR	0.910		0.912	

Triple, 1995 and up

ID	Part #	Cyl	Bore (in)	Bore (mm)	C-C (in)	C-C (mm)	Total/ Rotate/ Receipt	Type	Pin Dia (mm)	Bolt Size	Bolt Type	Pin Width (in)	Pin Width (mm)	Big Width (in)	Big Width (mm)
5966	TR-953>-8M4587S	3	1.7323	44.000	4.587	116.50	393 / 288 / 105	PRO-H	19	8mm	CARR	0.875	22.23	0.915	23.24

1050 Triple

ID	Part #	Cyl	Bore (in)	Bore (mm)	C-C (in)	C-C (mm)	Total/ Rotate/ Receipt	Type	Pin Dia (mm)	Bolt Size	Bolt Type	Pin Width (in)	Pin Width (mm)	Big Width (in)	Big Width (mm)
7020	TR_B1050_OHS_4675B8S	3	1.4960	37.998	4.675	118.75	330 / 242 / 88	PRO-H	17	8mm	CARR	0.675	17.15	0.918	23.32

VINCENT



998 Twin

ID	Part #	Cyl	Bore (in)	Bore (mm)	C-C (in)	C-C (mm)	Total/ Rotate/ Receipt	Type	Pin Dia (in)	Bolt Size	Bolt Type	Pin Width (in)	Pin Width (mm)	Big Width (in)	Big Width (mm)
5525	VN-998<-07250N	2	2.1240		7.250		567 / 380 / 187	PRO-H	0.875	n/a	n/a	0.960		0.960	

WEBER / HYDROSPACE



Weber / Hydrospace

ID	Part #	Cyl	Bore (in)	Bore (mm)	C-C (in)	C-C (mm)	Total/ Rotate/ Receipt	Type	Pin Dia (mm)	Bolt Size	Bolt Type	Pin Width (in)	Pin Width (mm)	Big Width (in)	Big Width (mm)
6570	WB-WC>-8M4528S	2	1.9291	48.999	4.528	115.01	445 / 315 / 130	PRO-H	21	8mm	CARR	0.782	19.86	0.939	23.85

YAMAHA



YZ250F '03-13, WR250F '03-09 Pro-A

ID	Part #	Cyl	Bore (in)	Bore (mm)	C-C (in)	C-C (mm)	Total/ Rotate/ Recept	Type	Pin Dia (mm)	Bolt Size	Bolt Type	Pin Width (in)	Pin Width (mm)	Big Width (in)	Big Width (mm)
8807	YA_Q25_OAT_3681DOC	1	1.5755	40.018	3.681	93.50	181 / 124 / 57	PRO-A	16	n/a	n/a	0.590	14.99	0.706	17.93

YZ250F 2014 - 2018

ID	Part #	Cyl	Bore (in)	Bore (mm)	C-C (in)	C-C (mm)	Total/ Rotate/ Recept	Type	Pin Dia (mm)	Bolt Size	Bolt Type	Pin Width (in)	Pin Width (mm)	Big Width (in)	Big Width (mm)
8801	YA_Q2514_OAT_3642DOC	1	1.4965	38.011	3.642	92.50	186 / 133 / 53	PRO-A	16	n/a	n/a	0.590	14.99	0.709	18.01

YFZ450 2004-2005 Made in USA

ID	Part #	Cyl	Bore (in)	Bore (mm)	C-C (in)	C-C (mm)	Total/ Rotate/ Recept	Type	Pin Dia (mm)	Bolt Size	Bolt Type	Pin Width (in)	Pin Width (mm)	Big Width (in)	Big Width (mm)
9660	YA_OYF04_OAT_4035DOC	1	1.6540	42.010	4.035	102.49	246 / 165 / 81	PRO-A	20	n/a	n/a	0.710	18.03	0.785	19.94

YFZ450 Project X Platinum Rod 2003-2005

ID	Part #	Cyl	Bore (in)	Bore (mm)	C-C (in)	C-C (mm)	Total/ Rotate/ Recept	Type	Pin Dia (mm)	Bolt Size	Bolt Type	Pin Width (in)	Pin Width (mm)	Big Width (in)	Big Width (mm)
6130	YA-YFZ19CA<-04173N	1	1.6540	42.010	4.173	106.00	248 / 166 / 82	PRO-A	19	n/a	n/a	0.710	18.03	0.785	19.94

YFZ450 Project X Platinum Rod 2006-2007

ID	Part #	Cyl	Bore (in)	Bore (mm)	C-C (in)	C-C (mm)	Total/ Rotate/ Recept	Type	Pin Dia (mm)	Bolt Size	Bolt Type	Pin Width (in)	Pin Width (mm)	Big Width (in)	Big Width (mm)
6129	YA-YFZ19CA<-04134N	1	1.6540	42.010	4.134	105.00	245 / 165 / 80	PRO-A	19	n/a	n/a	0.710	18.03	0.785	19.94

YFZ450R 2009-2017

ID	Part #	Cyl	Bore (in)	Bore (mm)	C-C (in)	C-C (mm)	Total/ Rotate/ Recept	Type	Pin Dia (mm)	Bolt Size	Bolt Type	Pin Width (in)	Pin Width (mm)	Big Width (in)	Big Width (mm)
8808	YA_Q450R_OAT_4252DOC	1	1.7723	45.016	4.252	108.00	302 / 214 / 88	PRO-A	20	n/a	n/a	0.708	17.98	0.904	22.96

YFZ450R 09-17 Platinum rod

ID	Part #	Cyl	Bore (in)	Bore (mm)	C-C (in)	C-C (mm)	Total/ Rotate/ Recept	Type	Pin Dia (mm)	Bolt Size	Bolt Type	Pin Width (in)	Pin Width (mm)	Big Width (in)	Big Width (mm)
8802	YA_Q45RP_OAT_4390DOC	1	1.7723	45.016	4.390	111.50	301 / 216 / 85	PRO-A	19	n/a	n/a	0.708	17.98	0.904	22.96



POWERSPORTS RODS

YAMAHA



YZ450F '03-09, WR450F '03-09

ID	Part #	Cyl	Bore (in)	Bore (mm)	C-C (in)	C-C (mm)	Total/ Rotate/ Receipt	Type	Pin Dia (mm)	Bolt Size	Bolt Type	Pin Width (in)	Pin Width (mm)	Big Width (in)	Big Width (mm)
9271	YA_O45_OAT_4075DOC	1	1.6540	42.012	4.075	103.50	239 / 166 / 73	PRO-A	18	n/a	n/a	0.710	18.03	0.785	19.94

2003-2009 YZ450F Project X Platinum Rod

ID	Part #	Cyl	Bore (in)	Bore (mm)	C-C (in)	C-C (mm)	Total/ Rotate/ Receipt	Type	Pin Dia (mm)	Bolt Size	Bolt Type	Pin Width (in)	Pin Width (mm)	Big Width (in)	Big Width (mm)
6053	YA-4518CA<-04173N	1	1.6540	42.010	4.173	106.00	243 / 169 / 74	PRO-A	18	n/a	n/a	0.710	18.03	0.785	19.94

2010-2017 YZ450F Pro-A

ID	Part #	Cyl	Bore (in)	Bore (mm)	C-C (in)	C-C (mm)	Total/ Rotate/ Receipt	Type	Pin Dia (mm)	Bolt Size	Bolt Type	Pin Width (in)	Pin Width (mm)	Big Width (in)	Big Width (mm)
8823	YA_O4510_OAT_4055DOC	1	1.6540	42.012	4.055	103.00	249 / 175 / 74	PRO-A	18	n/a	n/a	0.710	18.03	0.827	21.00

YZ450F 2010-2017 Project X Platinum rod

ID	Part #	Cyl	Bore (in)	Bore (mm)	C-C (in)	C-C (mm)	Total/ Rotate/ Receipt	Type	Pin Dia (mm)	Bolt Size	Bolt Type	Pin Width (in)	Pin Width (mm)	Big Width (in)	Big Width (mm)
9501	YA_O4510_OAT_4153DOC	1	1.6540	42.010	4.153	105.50	250 / 176 / 74	PRO-A	18	n/a	n/a	0.710	18.03	0.827	21.00

TT500/ XT500

ID	Part #	Cyl	Bore (in)	Bore (mm)	C-C (in)	C-C (mm)	Total/ Rotate/ Receipt	Type	Pin Dia (mm)	Bolt Size	Bolt Type	Pin Width (in)	Pin Width (mm)	Big Width (in)	Big Width (mm)
5559	YA-TT5>-05710N	1	1.6540	42.012	5.710	145.00	441 / 302 / 139	PRO-H	20	n/a	n/a	0.945	24.00	0.943	23.95

TT500/ XT500 7mm Stroker(3.5mm shorter)

ID	Part #	Cyl	Bore (in)	Bore (mm)	C-C (in)	C-C (mm)	Total/ Rotate/ Receipt	Type	Pin Dia (mm)	Bolt Size	Bolt Type	Pin Width (in)	Pin Width (mm)	Big Width (in)	Big Width (mm)
5558	YA-TT5>-05571N	1	1.6540	42.012	5.571	141.50	436 / 304 / 132	PRO-H	20	n/a	n/a	0.945	24.00	0.943	23.95

XT600 '86-95, TT600 '86

ID	Part #	Cyl	Bore (in)	Bore (mm)	C-C (in)	C-C (mm)	Total/ Rotate/ Receipt	Type	Pin Dia (mm)	Bolt Size	Bolt Type	Pin Width (in)	Pin Width (mm)	Big Width (in)	Big Width (mm)
5562	YA-XT6>-05335N	1	1.6934	43.012	5.335	135.50	431 / 292 / 139	PRO-H	22	n/a	n/a	0.865	21.97	0.865	21.97

XT660R, XT660X, XT660Z & XTZ660

ID	Part #	Cyl	Bore (in)	Bore (mm)	C-C (in)	C-C (mm)	Total/ Rotate/ Receipt	Type	Pin Dia (mm)	Bolt Size	Bolt Type	Pin Width (in)	Pin Width (mm)	Big Width (in)	Big Width (mm)
5020	YA-XTZ>-05374N	1	1.7722	45.014	5.374	136.50	444 / 300 / 144	PRO-H	22	n/a	n/a	0.866	22.00	0.864	21.95

YZF600-R6 '99-00

ID	Part #	Cyl	Bore (in)	Bore (mm)	C-C (in)	C-C (mm)	Total/ Rotate/ Receipt	Type	Pin Dia (mm)	Bolt Size	Bolt Type	Pin Width (in)	Pin Width (mm)	Big Width (in)	Big Width (mm)
5554	YA-R6>-43622S	4	1.2992	33.000	3.622	92.00	232 / 169 / 63	PRO-H	16	1/4	CARR	0.700	17.78	0.701	17.81

YZF-R6 '01-05, FZ600 R6 '04

ID	Part #	Cyl	Bore (in)	Bore (mm)	C-C (in)	C-C (mm)	Total/ Rotate/ Receipt	Type	Pin Dia (mm)	Bolt Size	Bolt Type	Pin Width (in)	Pin Width (mm)	Big Width (in)	Big Width (mm)
7425	YA_BR61L_2HS_3603B4M	4	1.2992	33.000	3.603	91.50	194 / 136 / 58	PRO-H	16	1/4	CARR	0.630	16.00	0.701	17.81

YAMAHA



YZF-R6 '01-05, FZ600 R6 '04 8mm Bolt

ID	Part #	Cyl	Bore (in)	Bore (mm)	C-C (in)	C-C (mm)	Total/ Rotate/ Receipt	Type	Pin Dia (mm)	Bolt Size	Bolt Type	Pin Width (in)	Pin Width (mm)	Big Width (in)	Big Width (mm)
9585	YA_BR601_OYS_3603B8M	4	1.2997	33.012	3.603	91.51	225 / 170 / 55	PRO-H	16	8mm	CARR	0.630	16.00	0.701	17.81

YZF-R6 '06-17

ID	Part #	Cyl	Bore (in)	Bore (mm)	C-C (in)	C-C (mm)	Total/ Rotate/ Receipt	Type	Pin Dia (mm)	Bolt Size	Bolt Type	Pin Width (in)	Pin Width (mm)	Big Width (in)	Big Width (mm)
7466	YA_BR606_OHT_3563B4M	4	1.3386	34.000	3.563	90.50	196 / 144 / 52	PRO-H	15	1/4	CARR	0.592	15.00	0.708	17.83

YZF-R6 '06-17 8mm bolt

ID	Part #	Cyl	Bore (in)	Bore (mm)	C-C (in)	C-C (mm)	Total/ Rotate/ Receipt	Type	Pin Dia (mm)	Bolt Size	Bolt Type	Pin Width (in)	Pin Width (mm)	Big Width (in)	Big Width (mm)
9584	YA_BR606_OYT_3563B8M	4	1.3386	34.000	3.563	90.50	242 / 188 / 54	PRO-H	15	8mm	CARR	0.592	15.04	0.702	17.84

YFM660 Raptor/Grizzly '02-05, Rhino 660 '04-07

ID	Part #	Cyl	Bore (in)	Bore (mm)	C-C (in)	C-C (mm)	Total/ Rotate/ Receipt	Type	Pin Dia (mm)	Bolt Size	Bolt Type	Pin Width (in)	Pin Width (mm)	Big Width (in)	Big Width (mm)
5020	YA-XTZ>05374N	1	1.7722	45.014	5.374	136.50	444 / 300 / 144	PRO-H	22	n/a	n/a	0.866	22.00	0.864	21.95

YFZ700 Raptor/Grizzly '06-09, Rhino 700 '08-09

ID	Part #	Cyl	Bore (in)	Bore (mm)	C-C (in)	C-C (mm)	Total/ Rotate/ Receipt	Type	Pin Dia (mm)	Bolt Size	Bolt Type	Pin Width (in)	Pin Width (mm)	Big Width (in)	Big Width (mm)
5023	YA-RAP7R>05315N	1	1.9685	50.000	5.315	135.00	472 / 321 / 151	PRO-H	23	n/a	n/a	0.865	21.970	0.8650	21.97

FZ07 2015+

ID	Part #	Cyl	Bore (in)	Bore (mm)	C-C (in)	C-C (mm)	Total/ Rotate/ Receipt	Type	Pin Dia (mm)	Bolt Size	Bolt Type	Pin Width (in)	Pin Width (mm)	Big Width (in)	Big Width (mm)
9056	YA_BFZ07_OYS_4882B8M	2	1.4567	37.000	4.882	124.00	334 / 238 / 96	PRO-H	18	8mm	CARR	0.710	18.03	0.885	22.48

FZR1000 EXUP '89-95, GTS1000 '93-94 YZF1000R '97

ID	Part #	Cyl	Bore (in)	Bore (mm)	C-C (in)	C-C (mm)	Total/ Rotate/ Receipt	Type	Pin Dia (mm)	Bolt Size	Bolt Type	Pin Width (in)	Pin Width (mm)	Big Width (in)	Big Width (mm)
5552	YA-FZ1>8M4310S	4	1.5360	39.014	4.310	109.50	318 / 237 / 81	PRO-H	19	8mm	CARR	0.630	16.00	0.819	20.80

YZF-R1 '98-03, FZ1 '01-05

ID	Part #	Cyl	Bore (in)	Bore (mm)	C-C (in)	C-C (mm)	Total/ Rotate/ Receipt	Type	Pin Dia (mm)	Bolt Size	Bolt Type	Pin Width (in)	Pin Width (mm)	Big Width (in)	Big Width (mm)
5564	YA-YZF>1-8M4350S	4	1.5360	39.014	4.350	110.50	324 / 239 / 85	PRO-H	17	8mm	CARR	0.710	18.03	0.819	20.80

YZF-R1 '04-14

ID	Part #	Cyl	Bore (in)	Bore (mm)	C-C (in)	C-C (mm)	Total/ Rotate/ Receipt	Type	Pin Dia (mm)	Bolt Size	Bolt Type	Pin Width (in)	Pin Width (mm)	Big Width (in)	Big Width (mm)
5021	YA-R104<8M4055S	4	1.4567	37.000	4.055	103.00	315 / 241 / 74	PRO-H	17	8mm	CARR	0.630	16.00	0.885	22.48

R1 2015+

ID	Part #	Cyl	Bore (in)	Bore (mm)	C-C (in)	C-C (mm)	Total/ Rotate/ Receipt	Type	Pin Dia (mm)	Bolt Size	Bolt Type	Pin Width (in)	Pin Width (mm)	Big Width (in)	Big Width (mm)
9049	YA_BR115_OYS_4016B8M	4	1.4567	37.000	4.016	102.00	290 / 215 / 75	PRO-H	17	8mm	CARR	0.632	16.05	0.926	23.52

YAMAHA



YXZ1000R 2015+ (Naturally Aspirated)

ID	Part #	Cyl	Bore (in)	Bore (mm)	C-C (in)	C-C (mm)	Total/ Rotate/ Receipt	Type	Pin Dia (mm)	Bolt Size	Bolt Type	Pin Width (in)	Pin Width (mm)	Big Width (in)	Big Width (mm)
9171	YA_BYXZ1_1YS_4665B8M	3	1.6142	41.000	4.665	118.50	355 / 255 / 100	PRO-H	19	8mm	CARR	0.789	20.04	0.887	22.53

YXZ1000R 2015+ (with Turbo)

ID	Part #	Cyl	Bore (in)	Bore (mm)	C-C (in)	C-C (mm)	Total/ Rotate/ Receipt	Type	Pin Dia (mm)	Bolt Size	Bolt Type	Pin Width (in)	Pin Width (mm)	Big Width (in)	Big Width (mm)
9048	YA_BYXZ1_OHS_4665B8S	3	1.6142	41.000	4.665	118.50	425 / 300 / 125	PRO-H	19	8mm	CARR	0.789	20.04	0.887	22.53

FJ1100, FJ1200 '86-93, XJR1000, XJ1300

ID	Part #	Cyl	Bore (in)	Bore (mm)	C-C (in)	C-C (mm)	Total/ Rotate/ Receipt	Type	Pin Dia (mm)	Bolt Size	Bolt Type	Pin Width (in)	Pin Width (mm)	Big Width (in)	Big Width (mm)
5550	YA-FJ1-1<A-8M4665H	4	1.6144	41.006	4.665	118.50	362 / 263 / 99	PRO-A	18	8mm	WMC	0.800	20.32	0.934	23.72
5549	YA-FJ1>-8M4665S	4	1.6144	41.006	4.665	118.50	356 / 264 / 92	PRO-H	18	8mm	CARR	0.800	20.32	0.934	23.72

V-Max '86-05, XVZ13 Venture '86-87

ID	Part #	Cyl	Bore (in)	Bore (mm)	C-C (in)	C-C (mm)	Total/ Rotate/ Receipt	Type	Pin Dia (mm)	Bolt Size	Bolt Type	Pin Width (in)	Pin Width (mm)	Big Width (in)	Big Width (mm)
5561	YA-VMX-1<A-8M4882H	4	1.6142	41.000	4.882	124.00	346 / 247 / 99	PRO-A	19	8mm	WMC	0.675	17.15	0.784	19.91
5560	YA-VMAX>-8M4882S	4	1.6142	41.000	4.882	124.00	360 / 263 / 97	PRO-H	19	8mm	CARR	0.675	17.15	0.784	19.91

V-MAX 2009-2014

ID	Part #	Cyl	Bore (in)	Bore (mm)	C-C (in)	C-C (mm)	Total/ Rotate/ Receipt	Type	Pin Dia (mm)	Bolt Size	Bolt Type	Pin Width (in)	Pin Width (mm)	Big Width (in)	Big Width (mm)
6431	YA_BVM10_OHS_5079B8S	4	1.7717		5.079		394 / 292 / 102	PRO-H	19	8mm	CARR	0.701		0.780	

FX (All) '02-07, VX (All) '05-07

ID	Part #	Cyl	Bore (in)	Bore (mm)	C-C (in)	C-C (mm)	Total/ Rotate/ Receipt	Type	Pin Dia (mm)	Bolt Size	Bolt Type	Pin Width (in)	Pin Width (mm)	Big Width (in)	Big Width (mm)
5564	YA-YZF>1-8M4350S	4	1.5360	39.014	4.350	110.50	324 / 239 / 85	PRO-H	17	8mm	CARR	0.710	18.03	0.819	20.80

FX SHO (PWC) 08-14

ID	Part #	Cyl	Bore (in)	Bore (mm)	C-C (in)	C-C (mm)	Total/ Rotate/ Receipt	Type	Pin Dia (mm)	Bolt Size	Bolt Type	Pin Width (in)	Pin Width (mm)	Big Width (in)	Big Width (mm)
5551	YA-FXSHD>-9M5709S	4	1.7708	44.978	5.709	145.00	521 / 369 / 152	PRO-H	22	9mm	CARR	0.823	20.90	1.057	26.85

FX SHO (PWC) HD 08-14

ID	Part #	Cyl	Bore (in)	Bore (mm)	C-C (in)	C-C (mm)	Total/ Rotate/ Receipt	Type	Pin Dia (mm)	Bolt Size	Bolt Type	Pin Width (in)	Pin Width (mm)	Big Width (in)	Big Width (mm)
7426	YA_BFXHD_OYS_5709B6S	4	1.7708	44.978	5.709	145.00	576 / 407 / 169	PRO-H	22	9mm	CARR	0.823	20.90	1.057	26.85



YAMAHA



Phazer '07-'09

ID	Part #	Cyl	Bore (in)	Bore (mm)	C-C (in)	C-C (mm)	Total/ Rotate/ Receipt	Type	Pin Dia (mm)	Bolt Size	Bolt Type	Pin Width (in)	Pin Width (mm)	Big Width (in)	Big Width (mm)
5553	YA-PHAZ>8M3937S	2	1.4567	37.000	3.937	100.00	327 / 246 / 81	PRO-H	17	8mm	CARR	0.630	16.00	0.885	22.48

RX (All) '03-05, Apex (All) '06-07, Attak '06-07

ID	Part #	Cyl	Bore (in)	Bore (mm)	C-C (in)	C-C (mm)	Total/ Rotate/ Receipt	Type	Pin Dia (mm)	Bolt Size	Bolt Type	Pin Width (in)	Pin Width (mm)	Big Width (in)	Big Width (mm)
5564	YA-YZF>1-8M4350S	4	1.5360	39.014	4.350	110.50	324 / 239 / 85	PRO-H	17	8mm	CARR	0.710	18.03	0.819	20.80

RS (All) '05-'07, Nytro '07, VK Pro '06-07

ID	Part #	Cyl	Bore (in)	Bore (mm)	C-C (in)	C-C (mm)	Total/ Rotate/ Receipt	Type	Pin Dia (mm)	Bolt Size	Bolt Type	Pin Width (in)	Pin Width (mm)	Big Width (in)	Big Width (mm)
5557	YA-RSV>8M4744S	3	1.6142	41.001	4.744	120.50	369 / 275 / 94	PRO-H	19	8mm	CARR	0.712	18.08	0.8590	21.82

TR1 2016-2017 (Naturally Aspirated)

ID	Part #	Cyl	Bore (in)	Bore (mm)	C-C (in)	C-C (mm)	Total/ Rotate/ Receipt	Type	Pin Dia (mm)	Bolt Size	Bolt Type	Pin Width (in)	Pin Width (mm)	Big Width (in)	Big Width (mm)
9171	YA_BYXZ1_1HS_4665B8S	3	1.6142	41.000	4.665	118.50	355 / 255 / 100	PRO-H	19	8mm	CARR	0.789	20.04	0.887	22.53

TR1 2016-2017 (with Turbo)

ID	Part #	Cyl	Bore (in)	Bore (mm)	C-C (in)	C-C (mm)	Total/ Rotate/ Receipt	Type	Pin Dia (mm)	Bolt Size	Bolt Type	Pin Width (in)	Pin Width (mm)	Big Width (in)	Big Width (mm)
9048	YA_BYXZ1_OHS_4665B8S	3	1.6142	41.000	4.665	118.50	425 / 300 / 125	PRO-H	19	8mm	CARR	0.789	20.04	0.887	22.53

Viper / Sidewinder 2016-2017 (Naturally Aspirated)

ID	Part #	Cyl	Bore (in)	Bore (mm)	C-C (in)	C-C (mm)	Total/ Rotate/ Receipt	Type	Pin Dia (mm)	Bolt Size	Bolt Type	Pin Width (in)	Pin Width (mm)	Big Width (in)	Big Width (mm)
9171	YA_BYXZ1_1YS_4665B8M	3	1.6142	41.000	4.665	118.50	355 / 255 / 100	PRO-H	19	8mm	CARR	0.789	20.04	0.887	22.53

Viper / Sidewinder 2016-2017 (with Turbo)

ID	Part #	Cyl	Bore (in)	Bore (mm)	C-C (in)	C-C (mm)	Total/ Rotate/ Receipt	Type	Pin Dia (mm)	Bolt Size	Bolt Type	Pin Width (in)	Pin Width (mm)	Big Width (in)	Big Width (mm)
9048	YA_BYXZ1_OHS_4665B8S	3	1.6142	41.000	4.665	118.50	425 / 300 / 125	PRO-H	19	8mm	CARR	0.789	20.04	0.887	22.53

AR210 '06-'07, AR230 '04-'07, SR210 '06-'07, SR230 '03-'07, SX210 '06-'07, SX230 '04-'07

ID	Part #	Cyl	Bore (in)	Bore (mm)	C-C (in)	C-C (mm)	Total/ Rotate/ Receipt	Type	Pin Dia (mm)	Bolt Size	Bolt Type	Pin Width (in)	Pin Width (mm)	Big Width (in)	Big Width (mm)
5564	YA-YZF>1-8M4350S	4	1.5360	39.014	4.350	110.50	324 / 239 / 85	PRO-H	17	8mm	CARR	0.710	18.03	0.819	20.80



HARLEY-DAVIDSON® PISTON KITS

CP-Carrillo offers a wide selection of high performance piston kits and connecting rods for Harley Davidson applications. With the assistance of high level race teams, all of our kits have been developed using proven technology to ensure maximum power and durability. Our standard piston kits, Bullet piston kits, and connecting rods continue to exceed our exceptional standards by combining high level technology with advanced machining matrix enabling us to offer top of the line piston kits at competitive pricing. As a company, quality is always one of our top concerns, and we continue to move forward by continually setting the bar higher while pushing ourselves to the next level. By doing this, you can be assured that every piston and rod that leaves our company is of the highest standard and of the latest technology.



The Game Has Changed No longer does low cost mean low quality.



CP-Carrillo is proud to introduce a new product division: Bullet Pistons. As the economy continues to change, CP-Carrillo strives to stay current as the industry shifts to new directions. The Bullet Piston series is another step in this process and incorporates everything that has made CP-Carrillo the industry leader. Inspired by top forms of motorsports, the Bullet Piston was conceived as a high quality product at a reasonable price. Extensive research, development, and newly designed forgings along with centralized manufacturing cells have enabled CP-Carrillo to accomplish this goal and pass the savings on to our customers. Our restructured profit margins allow you to stay competitive and us to offer a superior product while maintaining our core philosophy, to make the best part available for your application.

-Bullet Pistons!

What Makes This Possible

Many people know that CP-Carrillo continues to be the leader in the high performance piston market. What people may not know is CP-Carrillo is home to one of the most advanced, state of the art piston manufacturing facilities in the world. Our facility and capabilities are second to none in this respect and this new division of CP-Carrillo is a perfect fit into an already advanced system. So what makes this possible?

- Centralized manufacturing cells
- Application specific forgings and hardware
- Larger production runs
- Available off the shelf
- Same machines and tooling as CP-Carrillo
- **USA MADE**

What does this mean for you?

This means added savings for you and your customers without compromising your reputation. CP-Carrillo has built a strong name for itself in every form of motorsports and with the introduction of this new division, CP-Carrillo can now offer you some of the highest quality pistons at a very affordable price.

HARLEY-DAVIDSON 74 ci

Model	Bore	Stroke	Comp Ratio	Dome CC	Comp Height	Piston #	Rod #	Pin #	Locks #	Rings #
Shovel Head	3.437	3.968	8.5:1	44.8	1.440	M5039	N/A	791-2500-14CP1C	787x050 SWL	RS1223-3437-0
Shovel Head	3.457	3.968	8.5:1	43.6	1.440	M5040	N/A	791-2500-14CP1C	787x050 SWL	RS1223-3457-0
Shovel Head	3.467	3.968	8.5:1	42.8	1.440	M5041	N/A	791-2500-14CP1C	787x050 SWL	RS1223-3467-0

HARLEY-DAVIDSON 80 ci

Model	Bore	Stroke	Comp Ratio	Dome CC	Comp Height	Piston #	Rod #	Pin #	Locks #	Rings #
Shovel Head	3.498	4.250	8.5:1	38.0	1.300	M5042	N/A	791-2500-14CP1C	787x050 SWL	RS1227-3498-0
Shovel Head	3.498	4.250	9.5:1	45.0	1.300	M5047	N/A	791-2500-14CP1C	787x050 SWL	RS1227-3498-0
Shovel Head	3.503	4.250	8.5:1	38.0	1.300	M5043	N/A	791-2500-14CP1C	787x050 SWL	RS1227-3505-0
Shovel Head	3.503	4.250	9.5:1	45.0	1.300	M5048	N/A	791-2500-14CP1C	787x050 SWL	RS1227-3505-0
Shovel Head	3.508	4.250	8.5:1	38.0	1.300	M5044	N/A	791-2500-14CP1C	787x050 SWL	RS1227-3510-0
Shovel Head	3.508	4.250	9.5:1	45.0	1.300	M5049	N/A	791-2500-14CP1C	787x050 SWL	RS1227-3510-0
Shovel Head	3.518	4.250	8.5:1	38.0	1.300	M5045	N/A	791-2500-14CP1C	787x050 SWL	RS1227-3515-0
Shovel Head	3.518	4.250	9.5:1	45.0	1.300	M5050	N/A	791-2500-14CP1C	787x050 SWL	RS1227-3515-0
Shovel Head	3.528	4.250	8.5:1	38.0	1.300	M5046	N/A	791-2500-14CP1C	787x050 SWL	RS1227-3525-5
Shovel Head	3.528	4.250	9.5:1	45.0	1.300	M5051	N/A	791-2500-14CP1C	787x050 SWL	RS1227-3525-5

HARLEY-DAVIDSON 87 ci

Model	Bore	Stroke	Comp Ratio	Dome CC	Comp Height	Piston #	Rod #	Pin #	Locks #	Rings #
Shovel Head	3.498	4.500	9.5:1	41.5	1.175	M5052	N/A	791-2500-14CP1C	787x050 SWL	RS1227-3498-0
Shovel Head	3.503	4.500	9.5:1	41.5	1.175	M5053	N/A	791-2500-14CP1C	787x050 SWL	RS1227-3505-0
Shovel Head	3.508	4.500	9.5:1	41.5	1.175	M5054	N/A	791-2500-14CP1C	787x050 SWL	RS1227-3510
Shovel Head	3.518	4.500	9.5:1	41.5	1.175	M5055	N/A	791-2500-14CP1C	787x050 SWL	RS1227-3515-0

HARLEY-DAVIDSON 88 ci

Model	Bore	Stroke	Comp Ratio	Dome CC	Comp Height	Piston #	Rod #	Pin #	Locks #	Rings #
Twin Cam	3.750	4.000	9.75:1	9.9	1.270	M5011	6161	927-2500-15CP1C	927x073 SWL	RS1110-3750-0
Twin Cam	3.750	4.000	10.75:1	18.9	1.270	M5014	6161	927-2500-15CP1C	927x073 SWL	RS1110-3750-0
Twin Cam	3.760	4.000	9.75:1	9.3	1.270	M5012	6161	927-2500-15CP1C	927x073 SWL	RS1110-3760-0
Twin Cam	3.760	4.000	10.75:1	18.3	1.270	M5015	6161	927-2500-15CP1C	927x073 SWL	RS1110-3760-0
Twin Cam	3.780	4.000	9.75:1	8.6	1.270	M5013	6161	927-2500-15CP1C	927x073 SWL	RS111A-3780-5
Twin Cam	3.780	4.000	10.75:1	17.8	1.270	M5016	6161	927-2500-15CP1C	927x073 SWL	RS111A-3780-5



HARLEY-DAVIDSON

95 ci



Model	Bore	Stroke	Comp Ratio	Dome CC	Comp Height	Piston #	Rod #	Pin #	Locks #	Rings #
Twin Cam	3.875	4.000	9.25:1	-1.6	1.265	BHM5070	6161	927-2250-15CP1C	927x073 SLX	RS1660-3875-5THG
Twin Cam	3.875	4.000	9.75:1	4.6	1.265	BHM5017	6161	927-2250-15CP1C	927x073 SLX	RS1660-3875-0THG
Twin Cam	3.875	4.000	10.25:1	9.7	1.265	BHM5061	6161	927-2250-15CP1C	927x073 SLX	RS1660-3875-0THG
Twin Cam	3.875	4.000	11.1:1	14.5	1.265	BHM5020	6161	927-2250-15CP1C	927x073 SLX	RS1660-3875-0THG
Twin Cam	3.880	4.000	9.75:1	4.6	1.270	M5018	6161	927-2500-15CP1C	927x073 SWL	RS111A-3880-0
Twin Cam	3.880	4.000	10.25:1	9.4	1.270	M5062	6161	927-2500-15CP1C	927x073 SWL	RS111A-3880-0
Twin Cam	3.880	4.000	11.1:1	14.5	1.270	M5021	6161	927-2500-15CP1C	927x073 SWL	RS111A-3880-0
Twin Cam	3.885	4.000	9.75:1	4.6	1.270	M5019	6161	927-2500-15CP1C	927x073 SWL	RS111A-3885-0
Twin Cam	3.885	4.000	10.25:1	9.0	1.270	M5063	6161	927-2500-15CP1C	927x073 SWL	RS111A-3885-0
Twin Cam	3.885	4.000	11.1:1	14.5	1.270	M5022	6161	927-2500-15CP1C	927x073 SWL	RS111A-3885-0

HARLEY-DAVIDSON

98 ci



Model	Bore	Stroke	Comp Ratio	Dome CC	Comp Height	Piston #	Rod #	Pin #	Locks #	Rings #
Twin Cam	3.937	4.000	9.5:1	-1.6	1.265	BHM98FT	6161	927-2250-15CP1C	927x073 SLX	RS1660-3937-0THG
Twin Cam	3.937	4.000	10.1:1	3.0	1.265	BHM98-3	6161	927-2250-15CP1C	927x073 SLX	RS1660-3937-0THG
Twin Cam	3.937	4.000	10.25:1	6.0	1.265	BHM98-6	6161	927-2250-15CP1C	927x073 SLX	RS1660-3937-0THG
Twin Cam	3.937	4.000	10.75:1	10.0	1.265	BHM98-10	6161	927-2250-15CP1C	927x073 SLX	RS1660-3937-0THG

HARLEY-DAVIDSON

103 ci



Model	Bore	Stroke	Comp Ratio	Dome CC	Comp Height	Piston #	Rod #	Pin #	Locks #	Rings #
Twin Cam	3.875	4.375	10.1:1	-1.6	1.092	BHM5064	6161	927-2250-15CP1C	927x073 SLX	RS1660-3875-0THG
Twin Cam	3.875	4.375	10.1:1	5.5	1.085	BHM5065	6161	927-2250-15CP1C	927x073 SLX	RS1660-3875-0THG
Twin Cam	3.875	4.375	10.25:1	1.4	1.092	M5023	6161	927-2500-15CP1C	927x073 SWL	RS111A-3875-0
Twin Cam	3.875	4.375	10.75:1	5.5	1.085	BHM5080	6161	927-2250-15CP1C	927x073 SLX	RS1660-3875-0THG
Twin Cam	3.875	4.375	11.25:1	10.5	1.085	BHM5083	6161	927-2250-15CP1C	927x073 SLX	RS1660-3875-0THG
Twin Cam	3.880	4.375	10.25:1	1.4	1.092	M5024	6161	927-2500-15CP1C	927x073 SWL	RS111A-3880-0
Twin Cam	3.885	4.375	10.25:1	1.4	1.092	M5025	6161	927-2500-15CP1C	927x073 SWL	RS111A-3885-0
Twin Cam	3.885	4.375	10.75:1	5.5	1.083	M5082	6161	927-2500-15CP1C	927x073 SWL	RS111A-3885-0
Twin Cam	3.885	4.375	11.25:1	10.5	1.083	M5085	6161	927-2500-15CP1C	927x073 SWL	RS111A-3885-0

HARLEY-DAVIDSON

107 ci



Model	Bore	Stroke	Comp Ratio	Dome CC	Comp Height	Piston #	Rod #	Pin #	Locks #	Rings #
Milwaukee 8	3.937	4.375	10.5:1	4.0	1.143	BHM8107-4	6161	927-2250-20CP1C	927x073 SLX	CPN-3937
Milwaukee 8	3.937	4.375	11.0:1	8.7	1.143	BHM8107-9	6161	927-2500-20CP1C	927x073 SLX	CPN-3937
Twin Cam	3.937	4.375	10.25:1	-1.6	1.085	BHM107FT	6161	927-2250-15CP1C	927x073 SLX	RS1660-3937-0THG
Twin Cam	3.937	4.375	10.75:1	3.0	1.085	BHM107-3	6161	927-2250-15CP1C	927x073 SLX	RS1660-3937-0THG
Twin Cam	3.937	4.375	11.1:1	6.0	1.085	BHM107-6	6161	927-2250-15CP1C	927x073 SLX	RS1660-3937-0THG
Twin Cam	3.937	4.375	12.5:1	18.34	1.085	BHM107-18	6161	927-2250-15CP1C	927x073 SLX	RS1660-3937-0THG

HARLEY-DAVIDSON 110 ci

Model	Bore	Stroke	Comp Ratio	Dome CC	Comp Height	Piston #	Rod #	Pin #	Locks #	Rings #
Twin Cam W/ SE Head	4.010	4.375	9.25:1	-2.0	1.085	BHM5102	6161	927-2250-15CP1C	927x073 SLX	RS1660-4007-0

HARLEY-DAVIDSON 113 ci

Model	Bore	Stroke	Comp Ratio	Dome CC	Comp Height	Piston #	Rod #	Pin #	Locks #	Rings #
Twin Cam W/ SE Head	4.060	4.375	10.75:1	+10.4	1.092	BHM113SE	6161	927-2250-15CP1C	927x073 SWL	1-MS11-4065 2-MS21-4065-THG 3-D30-4060-0

HARLEY-DAVIDSON 114 ci

Model	Bore	Stroke	Comp Ratio	Dome CC	Comp Height	Piston #	Rod #	Pin #	Locks #	Rings #
Milwaukee 8	4.016	4.500	11.0:1	3.0	1.080	BHM8114-3	6161	927-2250-20CP1C	927x073 SLX	CPN-4016

HARLEY-DAVIDSON 117 ci

Model	Bore	Stroke	Comp Ratio	Dome CC	Comp Height	Piston #	Rod #	Pin #	Locks #	Rings #
Milwaukee 8	4.125	4.375	10.75:1	-1.3	1.143	BHM8117-FT	6161	927-2250-20CP1C	927x073 SLX	1-N16-4125-0 2-N26-4125-0THG 3-M38-4125
Twin Cam	4.125	4.375	10.75:1	-3.3	1.085	BHM117FT	6161	927-2250-15CP1C	927x073 SWL	RS1660-4125-0THG

HARLEY-DAVIDSON 120 ci

Model	Bore	Stroke	Comp Ratio	Dome CC	Comp Height	Piston #	Rod #	Pin #	Locks #	Rings #
Milwaukee 8	4.125	4.500	10.75:1	-4.0	1.080	BHM8120	N/A	927-2250-20CP1C	927x073 SLX	1-N16-4125-0 2-N26-4125-0THG 3-M38-4125
Twin Cam W/ SE Head	4.060	4.625	10.75:1	3.5	1.049	BHM120R	N/A	927-2500-15CP1C	927x073 SLX	1-N16-4060-0 2-N26-4060-0THG 3-D30-4060-0
Twin Cam W/ SE Head	4.070	4.625	10.75:1	3.5	1.049	BHM120R-010	N/A	927-2500-15CP1C	927x073 SLX	1-N16-4070-0 2-N26-4070-0THG 3-D30-4070-0

HARLEY-DAVIDSON 124 ci

Model	Bore	Stroke	Comp Ratio	Dome CC	Comp Height	Piston #	Rod #	Pin #	Locks #	Rings #
Twin Cam	4.125	4.625	10.75:1	-3.3	0.960	BHM124FT	N/A	927-2250-15CP1C	927x073 SWL	RS1660-4125-0THG

HARLEY-DAVIDSON 883-1200 cc

Model	Bore	Stroke	Comp Ratio	Dome CC	Comp Height	Piston #	Rod #	Pin #	Locks #	Rings #
Sportster Conversion	3.505	3.812	10.1:1	-9.4	1.207	M5037	5926	791-2500-14CP1C	787x050 SWL	RS1227-3505-0
Sportster Conversion	3.510	3.812	10.1:1	-9.0	1.207	M5038	5926	791-2500-14CP1C	787x050 SWL	RS1227-3510-0

HARLEY-DAVIDSON 1130 cc

Model	Bore	Stroke	Comp Ratio	Dome CC	Comp Height	Piston #	Rod #	Pin #	Locks #	Rings #
V-Rod	3.937	2.835	8.5:1	-30.5	1.195	M5056	5367	866-2250-15CP1C	866X063 SWL	CPN2-3937
V-Rod	3.937	2.835	9.5:1	-22.0	1.195	M5074	5367	W866-2250-15CP1C	866X063 SWL	CPN2-3937
V-Rod	3.937	2.835	12.1:1	-6.9	1.195	M5057	5367	866-2250-15CP1C	866X063 SWL	RS1618XHH-39370
V-Rod	3.937	2.835	14.1:1	1.0	1.195	M5058	5367	866-2250-15CP1C	866X063 SWL	1-N16-3937-0 2-S21-3937-0 CPN2-3937 (oil ring)

HARLEY-DAVIDSON 1178 cc

Model	Bore	Stroke	Comp Ratio	Dome CC	Comp Height	Piston #	Rod #	Pin #	Locks #	Rings #
V-Rod	3.937	2.953	12.1:1	-14.0	1.145	M5075	N/A	W866-2250-15CP1C	866X063 SWL	CPN2-3937
V-Rod	4.134	2.835	9.5:1	-30.0	1.195	M5090	N/A	866-2250-15CP1C	866X063 SWL	RS1668-4132-0 THG

HARLEY-DAVIDSON 1300 cc

Model	Bore	Stroke	Comp Ratio	Dome CC	Comp Height	Piston #	Rod #	Pin #	Locks #	Rings #
V-Rod	4.134	2.953	12.1:1	-17.8	1.145	M5077	N/A	866-2250-15CP1C	866X063 SWL	RS1018-4130-5

HARLEY-DAVIDSON 1318 cc

Model	Bore	Stroke	Comp Ratio	Dome CC	Comp Height	Piston #	Rod #	Pin #	Locks #	Rings #
V-Rod	4.250	2.853	12.1:1	-9.1	1.195	M5059	N/A	866-2250-15CP1C	866X063 SWL	RS1000-4250-5

HARLEY-DAVIDSON 1340 cc

Model	Bore	Stroke	Comp Ratio	Dome CC	Comp Height	Piston #	Rod #	Pin #	Locks #	Rings #
Evo	3.498	4.250	9.75:1	12.1	1.375	M5000	N/A	792-2500-14CP1C	787x050 SWL	RS1227-3498-0
Evo	3.500	4.250	9.75:1	12.1	1.375	M5001	N/A	792-2500-14CP1C	787x050 SWL	RS1227-3500-0
Evo	3.505	4.250	9.75:1	12.1	1.375	M5003	N/A	792-2500-14CP1C	787x050 SWL	RS1227-3505-0
Evo	3.508	4.250	9.75:1	12.1	1.375	M5004	N/A	792-2500-14CP1C	787x050 SWL	RS1227-3510-0
Evo	3.510	4.250	9.75:1	12.1	1.375	M5005	N/A	792-2500-14CP1C	787x050 SWL	RS1227-3510-0
Evo	3.518	4.250	9.75:1	12.1	1.375	M5006	N/A	792-2500-14CP1C	787x050 SWL	RS1227-3515-0
Evo	3.498	4.250	10.5:1	16.6	1.375	M5007	N/A	792-2500-14CP1C	787x050 SWL	RS1227-3498-0
Evo	3.503	4.250	10.5:1	16.6	1.375	M5008	N/A	792-2500-14CP1C	787x050 SWL	RS1227-3505-0
Evo	3.508	4.250	10.5:1	16.6	1.375	M5009	N/A	792-2500-14CP1C	787x050 SWL	RS1227-3510-0
Evo	3.518	4.250	10.5:1	16.6	1.375	M5010	N/A	792-2500-14CP1C	787x050 SWL	RS1227-3515-0

HARLEY-DAVIDSON 1357 cc

Model	Bore	Stroke	Comp Ratio	Dome CC	Comp Height	Piston #	Rod #	Pin #	Locks #	Rings #
V-Rod	4.134	3.085	12.1:1	-20.4	1.080	M5078	N/A	866-2250-15CP1C	866X063 SWL	RS1018-4130-5

HARLEY-DAVIDSON 1427 cc

Model	Bore	Stroke	Comp Ratio	Dome CC	Comp Height	Piston #	Rod #	Pin #	Locks #	Rings #
V-Rod	4.250	3.070	13.5:1	-14.4	0.953	M5072	N/A	866-2250-15CP1C	866X063 SWL	RS1000-4250-5

HARLEY-DAVIDSON 1434 cc

Model	Bore	Stroke	Comp Ratio	Dome CC	Comp Height	Piston #	Rod #	Pin #	Locks #	Rings #
V-Rod	4.250	3.085	12.1:1	-23.6	1.080	M5079	N/A	866-2250-15CP1C	866X063 SWL	RS1000-4250-5

HARLEY-DAVIDSON RODS

Big Twin FX-FL

ID	Part #	Cyl	Bore (in)	Bore (mm)	C-C (in)	C-C (mm)	Total/ Rotate/ Recept	Type	Pin Dia (in)	Bolt Size	Bolt Type	Pin Width (in)	Pin Width (mm)	Big Width (in)	Big Width (mm)
5365	HD-EVO-07437N	2	1.6250		7.437		1360 per pair	PRO-H	0.791	n/a	n/a	1.060		1.754	
5362	HD-BGTWN-07690N	2	1.6250		7.690		1430 per Pair	PRO-H	0.927	n/a	n/a	1.060		1.754	
5363	HD-BGTWN-08000N	2	1.6250		8.000		1455 per pair	PRO-H	0.927	n/a	n/a	1.060		1.754	
5364	HD-BGTWN-08375N	2	1.6250		8.375		1135 per pair	PRO-H	0.927	n/a	n/a	1.060		1.754	

Sportster XL (early) New Lighter Design

ID	Part #	Cyl	Bore (in)	Bore (mm)	C-C (in)	C-C (mm)	Total/ Rotate/ Recept	Type	Pin Dia (in)	Bolt Size	Bolt Type	Pin Width (in)	Pin Width (mm)	Big Width (in)	Big Width (mm)
5926	HD-SPORT1-06938N	2	1.6250		6.938		1055 per pair	PRO-H	0.791	n/a	n/a	1.060		1.490	

Sportster XR2 (Late)

ID	Part #	Cyl	Bore (in)	Bore (mm)	C-C (in)	C-C (mm)	Total/ Rotate/ Recept	Type	Pin Dia (in)	Bolt Size	Bolt Type	Pin Width (in)	Pin Width (mm)	Big Width (in)	Big Width (mm)
5927	HD-SPORT2-06938N	2	1.6250		6.938		1060 per pair	PRO-H	0.791	n/a	n/a	0.940		1.530	

Twin Cam 2007-

ID	Part #	Cyl	Bore (in)	Bore (mm)	C-C (in)	C-C (mm)	Total/ Rotate/ Recept	Type	Pin Dia (in)	Bolt Size	Bolt Type	Pin Width (in)	Pin Width (mm)	Big Width (in)	Big Width (mm)
6161	HD-TWNC07->-07660N	2	2.1050		7.660		1527 per pair	PRO-H	0.927	n/a	n/a	0.965		1.800	

Twin Cam 2007- with 120R Crank

ID	Part #	Cyl	Bore (in)	Bore (mm)	C-C (in)	C-C (mm)	Total/ Rotate/ Recept	Type	Pin Dia (in)	Bolt Size	Bolt Type	Pin Width (in)	Pin Width (mm)	Big Width (in)	Big Width (mm)
9395	HD-TWNC07-7575N	2	2.1050		7.575		1527 per pair	PRO-H	0.927	n/a	n/a	0.965		1.800	

V Rod

ID	Part #	Cyl	Bore (in)	Bore (mm)	C-C (in)	C-C (mm)	Total/ Rotate/ Recept	Type	Pin Dia (mm)	Bolt Size	Bolt Type	Pin Width (in)	Pin Width (mm)	Big Width (in)	Big Width (mm)
5366	HD-VROD<-65709H	2	2.0320	51.613	5.709	145.00	537 / 386 / 151	PRO-H	0.866	3/8	WMC	0.819	20.80	0.901	22.89
5367	HD-VROD<-65709S	2	2.0320	51.613	5.709	145.00	542 / 391 / 151	PRO-H	0.866	3/8	CARR	0.819	20.80	0.901	22.89
5368	HD-VROD-1<A-65709H	2	2.0320	51.613	5.709	145.00	507 / 377 / 130	PRO-A	0.866	3/8	WMC	0.819	20.80	0.901	22.89
7653	HD_B1663_OHT_5709B6H	2	2.0152	51.186	5.709	145.00	549 / 395 / 154	PRO-H	0.866	3/8	WMC	0.819	20.80	0.901	22.89
7654	HD_B1663_OHT_5709B6S	2	2.0152	51.186	5.709	145.00	555 / 403 / 152	PRO-H	0.866	3/8	CARR	0.819	20.80	0.901	22.89

Street XG750 /749cc Twin

ID	Part #	Cyl	Bore (in)	Bore (mm)	C-C (in)	C-C (mm)	Total/ Rotate/ Recept	Type	Pin Dia (mm)	Bolt Size	Bolt Type	Pin Width (in)	Pin Width (mm)	Big Width (in)	Big Width (mm)
9587	HD_B749_1HS_5118B8M	2	1.8110	46.000	5.118	130.00	395 / 268 / 127	PRO-H	20	8mm	CARR	0.846	21.49	0.846	21.49

HARDWARE & ACCESSORIES

As piston and connecting rod technology advances, the same can be said of the other components that work with your pistons and rods – pins, pin buttons, locks, rails, rings, gaskets, bearings and fasteners. All our products are race proven and are developed to meet the same high performance criteria and exacting tolerances that we require of our pistons and connecting rods. We offer the latest in quality materials and innovative technology that works with your pistons and connecting rods to maximize the performance and durability of your engine.



CP-CARRILLO RING RECOMMENDATIONS: >>>>

Failure to check ring gap can result in severe engine failure. The following end gap recommendations are general guidelines. The best ring gap for any particular engine and application varies. Increased clearance is generally needed for forced induction, nitrous, filled blocks, endurance racing and other extreme applications. The final end gap suitable for the engine is the full responsibility of the engine builder.

RING GAP MEASURING PROCEDURES: >>>>

1. A torque plate should be installed on engine (if applicable) and torqued to same specifications as machine shop.
2. Piston ring should be below and square to the deck.
3. Measure ring end gap with a feeler gauge.

RING END GAP CHART

APPLICATION	TOP RING	SECOND RING	OIL RING
Street / Hi Performance	Bore x .0055"	.010" - .015" Bigger than top ring	Min. .015" Do not file expander
Drag Racing / Road Racing	Bore x .006"	.010" - .015" Bigger than top ring	Min. .015" Do not file expander
Nitrous / Turbo Supercharged	Bore x .0065"	.010" - .015" Bigger than top ring	Min. .015" Do not file expander

DETERMINING RING GAP: >>>>


To determine the ring end gap look for your application in the proceeding table.

ALL BORES MUST BE CONVERTED TO INCHES. Example: Bore size is 81mm – to find top ring end gap for a street application:

$$81\text{mm}/25.4 = 3.189 \text{ inches}$$

$$(3.189" \times .005) = .016"$$

.016" is the minimum allowable clearance.



NOTE: If the ring gap is less than the minimum specified for your bore size, it will be necessary to file fit the rings to achieve proper end gap.

Ring Filing Procedures

1. Ring gap should be filed using a ring filing tool.
2. Ring gap should be filed in an inward direction and square to the sides.

Important: Ring sets are manufactured to fit specific bores. For every .001" over the intended bore size, ring gap will increase by .00314"

RING INSTALLATION

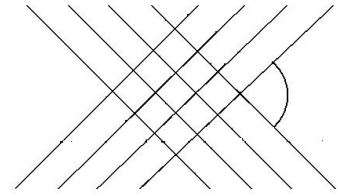


CP-CARRILLO CYLINDER HONING RECOMMENDATIONS:

A torque plate must be utilized for boring and honing

Gas nitrided, CPN, CPN2 and R1GNHD piston rings

To identify a gas nitrided top ring the entire ring will be a silver color. These instructions must be followed for maximum ring seal. A torque plate must be used unless the bolt holes are not part of the cylinder. The first stone is a 525 (220 grit) stone, done until there is .001" left from final bore. The bore must be round to .0002", checked 360 degrees from the bottom to the top of the bore. Then switch to a 625 (280 grit) stone, 50% load until .0002" is left from final bore. Then use the 625 stone at 20% load to final bore size.



Steel Moly Rings

To identify a moly top ring look for a silver-grey plated finish with steel top and bottom surfaces. If there is a dot on the flat side of the ring, make sure it faces up. Rough hone cylinders to within .003, intermediate hone to within .0005 with 220 grit and final hone with a 400 grit and a 10 to 12 RA finish with a 22° to 22° crosshatch.

Chrome rings

To identify a chrome top ring the face will have chrome plating, the top and bottom of the ring will be a reddish-brown. Chrome on any of the rings is not advisable with nikasil bores. These instructions must be followed for maximum ring seal. A torque plate must be used unless the bolt holes are not part of the cylinder. The first stone is a 525 (220 grit) stone, honed until there is .001" left from final bore. The bore must be round to .0002", checked 360 degrees from the bottom to the top of the bore. Continue with a 525 (220 grit) stone, 50% load until .0002" is left from final bore. Then use the 525 stone at 20% load to final bore size.

All rings

The honing must be done slow to minimize heat build-up. No hand honing. Final bore needs to be less than plus or minus .0002" out of round, checked 360 degrees around the bore from the bottom to the top of the cylinder. This should be checked with a dial bore gauge. The expertise of your machine shop is critical to the proper finish on your block bore. When you receive the block back from the machine shop it will appear clean, the block still needs to be cleaned. There could be material trapped in the honing grooves of the block that are not visible. Failure to clean the block could lead to premature ring wear and blow-by.

TOP RING TYPES:

MD12	1/16 Diesel HV 385 Top Ring
MG10	Steel Gas Nitride Top Ring
MS11	Steel 1.5mm Molly Top Ring
MS12	Steel 1/16 Molly Top Ring
MS12HV	1/16 Diesel HV 312 Top Ring

MS13	Steel 1.2mm Molly Top Ring
MS18	Steel 1.0mm Molly Top Ring
N16	1.2mm Nitrided Back Cut Top Ring
S10	.043 Ductile Moly Back Cut Top Ring
S11	1.5mm Ductile Moly Back Cut Top Ring

S12	1/16 Ductile Moly D-Wall Top Ring
S13	1.2mm Ductile Moly Back Cut Top Ring
S14	.043 Ductile Moly D-Wall Top Ring



TOP RINGS

ID	Part Number	ID	Part Number	ID	Part Number	ID	Part Number	ID	Part Number
10044	1-MD12HV-4035	9294	1-MS12-4565	3514	1-N16-4042-0	702	1-S11-4135-5	782	1-S13-4030-5
9597	1-MD12HV-4055	9339	1-MS12-4630	3545	1-N16-4052-0	2306	1-S11-4140-5	882	1-S13-4040-5
9598	1-MD12HV-4075	9465	1-MS12HV-4075	3547	1-N16-4060-0	512	1-S11-4145-5	1592	1-S13-4050-5
9599	1-MD12HV-4095	8843	1-MS13-3760	3515	1-N16-4070-0	513	1-S11-4150-5	1089	1-S13-4060-5
10045	1-MD12HV-4125	8846	1-MS13-3780	3516	1-N16-4080-0	2307	1-S11-4155-5	1258	1-S13-4120-5
8479	1-MG10-4015	8849	1-MS13-3917	3792	1-N16-4125-0	2308	1-S11-4165-5	802	1-S13-4125-5
8492	1-MG10-4025	8851	1-MS13-3927	3548	1-N16-4127-0	2023	1-S12-3500-5	1099	1-S13-4130-5
8632	1-MG10-4035	8853	1-MS13-3937	4065	1-N16-4132-0	1257	1-S12-3810-5	1100	1-S13-4135-5
8938	1-MG10-4040	9787	1-MS13-4000	3517	1-N16-4137-0	4592	1-S12-3820-5	707	1-S13-4140-5
8570	1-MG10-4045	8622	1-MS13-4095	4081	1-N16-4142-0	4595	1-S12-3830-5	670	1-S13-4145-5
9253	1-MG10-4060	9935	1-MS18-3771	3518	1-N16-4147-0	1756	1-S12-3875-5	1101	1-S13-4150-5
8616	1-MG10-4065	9936	1-MS18-3781	3519	1-N16-4158-0	952	1-S12-3935-5	1102	1-S13-4155-5
8395	1-MG10-4085	9937	1-MS18-3791	4082	1-N16-4167-0	2024	1-S12-3995-5	717	1-S13-4165-5
9893	1-MG10-4095	9938	1-MS18-3801	4911	1-N16-4188-0	1103	1-S12-4020-5	2426	1-S13-4180-5
8905	1-MG10-4125	9193	1-MS18-4000	4988	1-N16-4203-0	1104	1-S12-4030-5	2923	1-S13-4185-5
8472	1-MG10-4130	9194	1-MS18-4005	3448	1-S10-3815-0	2079	1-S12-4030-5HF	3088	1-S13-4190-5
9432	1-MG10-4135	9195	1-MS18-4010	3349	1-S10-3875-5	1105	1-S12-4040-5	3348	1-S13-4250-5
8956	1-MG10-4140	8571	1-MS18-4020	3412	1-S10-3935-5	1116	1-S12-4060-5	4058	1-S13-4280-5
9519	1-MG10-4155	8572	1-MS18-4030	635	1-S10-4000-5	2080	1-S12-4060-5HF	1155	1-S13-4750-5HF
8449	1-MG10-4160	8180	1-MS18-4035	1754	1-S10-4010-5	2698	1-S12-4070-5	2987	1-S13-4750-5HFM
8893	1-MG10-4165	8573	1-MS18-4040	3415	1-S10-4070-5	2026	1-S12-4120-5	2988	1-S13-4800-5HFM
8170	1-MG10-4170	9665	1-MS18-4045	542	1-S10-4080-5	2081	1-S12-4125-5HF	1328	1-S13-5125-5HF
9535	1-MG10-4175	9666	1-MS18-4050	3458	1-S10-4090-5	1106	1-S12-4130-5	3784	1-S13-5125-5HFM
8168	1-MG10-4180	8574	1-MS18-4060	543	1-S10-4120-5	1131	1-S12-4135-5	4059	1-S14-3875-5
8903	1-MG10-4185	9196	1-MS18-4065	1091	1-S10-4135-5	1132	1-S12-4140-5	2949	1-S14-4000-5HF
8770	1-MG10-4190	9197	1-MS18-4070	967	1-S10-4140-5	1107	1-S12-4145-5	2290	1-S14-4020-5
8734	1-MG10-4255	9198	1-MS18-4075	835	1-S10-4145-5	881	1-S12-4155-5	1207	1-S14-4030-5
9579	1-MG10-4355	9199	1-MS18-4080	3313	1-S10-4155-0TNT	2082	1-S12-4155-5HF	2069	1-S14-4030-5HF
8490	1-MG10-4505	9200	1-MS18-4085	715	1-S10-4165-5	1206	1-S12-4160-5	1208	1-S14-4040-5
8463	1-MG10-4535	8110	1-MS18-4125	963	1-S10-4170-5	1233	1-S12-4165-5	1209	1-S14-4060-5
8933	1-MG10-4565	8111	1-MS18-4130	1095	1-S10-4175-5	1256	1-S12-4250-5	2249	1-S14-4060-5HF
9609	1-MG10-4565HF	8112	1-MS18-4135	1255	1-S10-4180-5	525	1-S12-4280-5	1210	1-S14-4070-5
8455	1-MG10-4605	8113	1-MS18-4140	547	1-S10-4185-5	2083	1-S12-4280-5HF	1211	1-S14-4080-5
8617	1-MG10-4630	8114	1-MS18-4145	1918	1-S10-4280-5	4054	1-S12-4310-0	2250	1-S14-4100-5HF
8955	1-MS11-4025	8115	1-MS18-4155	1561	1-S10-4310-5	2343	1-S12-4320-5	747	1-S14-4125-5
8917	1-MS11-4035	8116	1-MS18-4165	2365	1-S10-4320-5	1427	1-S12-4350-5	2070	1-S14-4125-5HF
8904	1-MS11-4045	8117	1-MS18-4175	2849	1-S10-4500-5	2345	1-S12-4375-5	1212	1-S14-4155-5
8631	1-MS11-4065	8118	1-MS18-4185	2074	1-S10-4500-5HF	527	1-S12-4440-5	2071	1-S14-4155-5HF
8569	1-MS11-4125	8954	1-MS18-4190	2850	1-S10-4530-5	2084	1-S12-4440-5HF	2881	1-S14-4165-5HF
8568	1-MS11-4130	9201	1-MS18-4255	2075	1-S10-4530-5HF	528	1-S12-4470-5	1213	1-S14-4250-5
8697	1-MS11-4135	9202	1-MS18-4265	2853	1-S10-4560-5	529	1-S12-4500-5	524	1-S14-4280-5
8727	1-MS11-4170	9203	1-MS18-4275	2076	1-S10-4560-5HF	2085	1-S12-4500-5HF	700	1-S14-4310-5
8633	1-MS11-4190	9204	1-MS18-4285	2168	1-S10-4600-5HF	530	1-S12-4530-5	2367	1-S14-4320-5
8706	1-MS12-4005	8426	1-MS18-4605	2710	1-S10-4675-5	2086	1-S12-4530-5HF	1752	1-S14-4350-5
8894	1-MS12-4045	9205	1-MS18-4610	721	1-S10-4700-5TNT	531	1-S12-4560-5	708	1-S14-4440-5
8728	1-MS12-4065	9206	1-MS18-4615	3411	1-S10-4750-5	2087	1-S12-4560-5HF	797	1-S14-4500-5
8918	1-MS12-4130	9207	1-MS18-4630	2800	1-S10-4800-5	742	1-S12-4600-5	701	1-S14-4530-5
8836	1-MS12-4160	3778	1-N16-3812-0	3588	1-S10-4900-5	2088	1-S12-4600-5HF	1916	1-S14-4560-5
9967	1-MS12-4187PVD	3630	1-N16-3975-0	2356	1-S11-3510-5SC	2486	1-S12-4625-5	1214	1-S14-4600-5
9338	1-MS12-4255	3791	1-N16-3937-0	640	1-S11-4000-5	2089	1-S12-4625-5HF	2077	1-S14-4600-5HF
8725	1-MS12-4315	3510	1-N16-4000-0	508	1-S11-4030-5	3439	1-S12-4750-5	2189	1-S14-4625-5
9608	1-MS12-4355	3511	1-N16-4007-0	509	1-S11-4040-5	8907	1-S12-5000-0	2584	1-S14-4800-5
9520	1-MS12-4445	3512	1-N16-4022-0	515	1-S11-4080-5	2989	1-S13-4000-5		
8957	1-MS12-4505	3513	1-N16-4032-0	2305	1-S11-4130-5	669	1-S13-4020-5		

SECOND RING




H20DI	.043 Ductile Iron 2nd Ring
MD29	Diesel Ductile 2.0mm 2nd Ring
MS20	.043 Steel Napier Back Cut 2nd Ring
MS21	1.5mm Steel Napier Back Cut 2nd Ring
MS22	1/16 Steel Napier 2nd Ring

MS26	1.2mm Steel Napier Back Cut 2nd Ring
MS28	1.0mm Steel Napier Back Cut 2nd Ring
N26	1.2mm Cast Iron Back Cut 2nd Ring
S20	.043 Cast Iron Back Cut 2nd Ring
S21	1.5mm Cast Iron Back Cut 2nd Ring

S22	1/16 Cast Iron D-Wall 2nd Ring
S24	.043 Cast Iron D-Wall 2nd Ring
S25	1.2mm 2nd Ring
S26	1.2mm 2nd Ring
TS22	1/16 Cast Iron D-Wall 2nd Ring

2 - **S20** - **4035** - **5** - **THG**

2ND RING **RING TYPE** **BORE SIZE** **.005 OVERSIZE** **TAPER HOOK GROOVE (NAPIER)**



SECOND RING

ID	Part Number	ID	Part Number	ID	Part Number	ID	Part Number	ID	Part Number
8169	2-H20DI-4442-THG	8850	2-MS26-3917-THG	4080	2-N26-4132-0THG	2430	2-S20-4675-5HF	1112	2-S22-4135-5
8480	2-H20DI-4470-THG	8852	2-MS26-3927-THG	3502	2-N26-4137-0THG	2678	2-S20-4750-5	2100	2-S22-4135-5THG
9591	2-MD29-4055	8854	2-MS26-3937-THG	4077	2-N26-4142-0THG	2801	2-S20-4800-5	1577	2-S22-4140-5
9592	2-MD29-4075	9650	2-MS26-4000-THG	3503	2-N26-4147-0THG	4060	2-S20-4900-5THG	2101	2-S22-4140-5THG
9593	2-MD29-4095	9940	2-MS28-3771-THG	3504	2-N26-4158-0THG	2357	2-S21-3510-5	1113	2-S22-4145-5
8501	2-MS20-4005-THG	9941	2-MS28-3781-THG	4086	2-N26-4167-0THG	2848	2-S21-3582-0	2102	2-S22-4145-5THG
8502	2-MS20-4025-THG	9942	2-MS28-3791-THG	4986	2-N26-4188-0THG	3449	2-S21-3815-0	883	2-S22-4155-5
8503	2-MS20-4035-THG	9943	2-MS28-3801-THG	4987	2-N26-4203-0THG	3438	2-S21-3937-0	2103	2-S22-4155-5THG
8504	2-MS20-4040-THG	9208	2-MS28-4000-THG	2233	2-S20-4000-5THG	3479	2-S21-3957-0	1114	2-S22-4165-5
8505	2-MS20-4045-THG	9209	2-MS28-4010-THG	2685	2-S20-4010-5	643	2-S21-4000-5	2104	2-S22-4165-5THG
8507	2-MS20-4055-THG	8575	2-MS28-4020-THG	638	2-S20-4020-5	517	2-S21-4040-5	2986	2-S22-4185-5THG
8508	2-MS20-4065-THG	8181	2-MS28-4030-THG	2234	2-S20-4020-5THG	519	2-S21-4080-5	1262	2-S22-4250-5
8509	2-MS20-4085-THG	8576	2-MS28-4040-THG	2236	2-S20-4035-5THG	2044	2-S21-4100-5THG	2105	2-S22-4250-5THG
8510	2-MS20-4105-THG	9667	2-MS28-4045-THG	549	2-S20-4040-5	520	2-S21-4120-5	532	2-S22-4280-5
8511	2-MS20-4125-THG	9668	2-MS28-4050-THG	2237	2-S20-4040-5THG	1805	2-S21-4120-5THG	2107	2-S22-4280-5THG
8513	2-MS20-4130-THG	8577	2-MS28-4065-THG	3779	2-S20-4050-5	522	2-S21-4140-5	4063	2-S22-4310-0
8514	2-MS20-4135-THG	9210	2-MS28-4070-THG	2238	2-S20-4050-5THG	1809	2-S21-4140-5THG	2106	2-S22-4310-5THG
8515	2-MS20-4140-THG	9211	2-MS28-4075-THG	550	2-S20-4060-5	523	2-S21-4150-5	1426	2-S22-4350-5
8516	2-MS20-4145-THG	9212	2-MS28-4085-THG	3416	2-S20-4070-5	1811	2-S21-4150-5THG	9588	2-S22-4350-5THG
8517	2-MS20-4150-THG	8119	2-MS28-4125-THG	553	2-S20-4080-5	1812	2-S21-4155-5THG	2346	2-S22-4375-5
8518	2-MS20-4155-THG	8120	2-MS28-4130-THG	3415	1-S10-4070-5	870	2-S21-4160-5	8902	2-S22-4375-5THG
8519	2-MS20-4160-THG	8121	2-MS28-4135-THG	542	1-S10-4080-5	1813	2-S21-4160-5THG	534	2-S22-4440-5
8520	2-MS20-4165-THG	8122	2-MS28-4140-THG	3458	1-S10-4090-5	718	2-S21-4165-5	2196	2-S22-4440-5THG
8521	2-MS20-4170-THG	8123	2-MS28-4145-THG	543	1-S10-4120-5	1814	2-S21-4165-5THG	535	2-S22-4470-5
8522	2-MS20-4175-THG	8124	2-MS28-4155-THG	1091	1-S10-4135-5	2362	2-S21-4175-5THG	536	2-S22-4500-5
8523	2-MS20-4180-THG	8125	2-MS28-4165-THG	967	1-S10-4140-5	796	2-S21-4185-5	2197	2-S22-4500-5THG
8524	2-MS20-4185-THG	8126	2-MS28-4175-THG	835	1-S10-4145-5	2191	2-S21-4185-5THG	537	2-S22-4530-5
8525	2-MS20-4190-THG	8127	2-MS28-4185-THG	3313	1-S10-4155-0TNT	1815	2-S21-4250-5THG	2198	2-S22-4530-5THG
8974	2-MS20-4255-THG	8952	2-MS28-4190-THG	715	1-S10-4165-5	1816	2-S21-4280-5THG	573	2-S22-4560-5
8709	2-MS20-4505-THG	8953	2-MS28-4195-THG	2241	2-S20-4100-5THG	1817	2-S21-4310-5THG	2199	2-S22-4560-5THG
8758	2-MS20-4565-THG	9213	2-MS28-4250-THG	667	2-S20-4120-5	3496	2-S21-4500-5THG	743	2-S22-4600-5
9188	2-MS20-4605-THG	9214	2-MS28-4260-THG	2242	2-S20-4120-5THG	2492	2-S21-4750-5THG	2200	2-S22-4600-5THG
9134	2-MS20-4630-THG	9215	2-MS28-4270-THG	672	2-S20-4125-5	2028	2-S22-3500-5	2190	2-S22-4625-5
8526	2-MS21-4005-THG	9216	2-MS28-4280-THG	327	2-S20-4130-5	4715	2-S22-3575-5	9189	2-S22-4625-5THG
8527	2-MS21-4025-THG	8427	2-MS28-4605-THG	2180	2-S20-4130-5THG	2360	2-S22-3810-5	2992	2-S22-4750-5
8528	2-MS21-4035-THG	9217	2-MS28-4610-THG	2181	2-S20-4135-5THG	4593	2-S22-3820-5	962	2-S22-5000-5
8878	2-MS21-4045-THG	9218	2-MS28-4615-THG	968	2-S20-4140-5	4596	2-S22-3830-5	2713	2-S22-5000-5B/C
8529	2-MS21-4065-THG	9219	2-MS28-4620-THG	639	2-S20-4145-5	1757	2-S22-3875-5	1197	2-S24-4600-5
8530	2-MS21-4085-THG	9220	2-MS28-4625-THG	2183	2-S20-4145-5THG	953	2-S22-3935-5	2251	2-S24-4600-5DI
8762	2-MS21-4095-THG	3731	2-N26-3812-0THG	1927	2-S20-4160-5THG	3055	2-S22-3995-5	1608	2-S24-4625-5
8499	2-MS21-4125-THG	1179	2-N26-3875-0THG	716	2-S20-4165-5	1391	2-S22-4000-5	2338	2-S24-4675-5HF
8859	2-MS21-4130-THG	3800	2-N26-3937-0THG	2186	2-S20-4165-5THG	2991	2-S22-4010-5	2585	2-S24-4800-5
8498	2-MS21-4135-THG	9779	2-N26-3995-0THG	964	2-S20-4170-5	1108	2-S22-4020-5	3498	2-S25-3875-5THG
8531	2-MS21-4140-THG	3507	2-N26-4000-0THG	1098	2-S20-4175-5	2094	2-S22-4020-5THG	3532	2-S25-3935-5THG
9298	2-MS21-4145-THG	3508	2-N26-4007-0THG	1930	2-S20-4175-5THG	1109	2-S22-4030-5	4061	2-S25-4250-5THG
8543	2-MS21-4150-THG	3509	2-N26-4022-0THG	1259	2-S20-4180-5	2095	2-S22-4030-5THG	3528	2-S25-4375-5THG
8858	2-MS21-4160-THG	3505	2-N26-4032-0THG	552	2-S20-4185-5	1110	2-S22-4040-5	3683	2-S26-5125-5THG
9267	2-MS21-4170-THG	3506	2-N26-4042-0THG	2187	2-S20-4185-5THG	2096	2-S22-4040-5THG	9746	2-TS22-4805
9311	2-MS21-4180-THG	3546	2-N26-4052-0THG	1275	2-S20-4250-5	1111	2-S22-4060-5		
10019	2-MS21-4185-THG	3543	2-N26-4060-0THG	2309	2-S20-4500-5	2097	2-S22-4060-5THG		
8895	2-MS22-4125-THG	3500	2-N26-4070-0THG	2851	2-S20-4530-5	2716	2-S22-4070-5		
8877	2-MS22-4325-THG	3501	2-N26-4080-0THG	2852	2-S20-4560-5	2098	2-S22-4125-5THG		
8844	2-MS26-3760-THG	1083	2-N26-4125-0THG	2807	2-S20-4600-5	1261	2-S22-4130-5		
8847	2-MS26-3780-THG	3544	2-N26-4127-0THG	2720	2-S20-4675-5	2099	2-S22-4130-5THG		

OIL RING



D30	3.0mm .150 Radial Wall Low Tension Flex Vent Oil Ring	H31	3/16 .150 Radial Wall Low Tension Flex Vent Oil Ring	S30	3.0mm Oil Ring
D30UL	3.0mm .150 Radial Wall Ultra Low Tension Flex Vent Oil Ring	H35	3/16 .180 Radial Wall Standard Tension Flex Vent Oil Ring	S31	3/16 Low Tension Oil Ring
D35	3/16 .200 Radial Wall Standard Tension Flex Vent Oil Ring	H38	2.0mm .115 Radial Wall Extra Low Tension Flex Vent Oil Ring	S32	3/16 Standard Tension SS-50-U Type
D38	2.0mm .130 Radial Wall Extra Low Tension Flex Vent Oil Ring, Non Chrome Rail	M38	2.0mm Oil Ring	S34	1/8 Oil Ring
DAU	2.5mm .135 Radial Wall Extra Low Tension Flex Vent Oil Ring	M39	2.5mm Oil Ring	S37	4.0mm Oil Ring
H30	3.0mm .150 Radial Wall Low Tension Flex Vent Oil Ring	MD30	2 Piece Diesel 3.0mm Oil Ring	TD30	2 Piece Diesel 3.0mm Oil Ring

3 - **D38** - **4150** - **0**
 OIL RING RING TYPE BORE SIZE .000 OVERSIZE



OIL RINGS

ID	Part Number	ID	Part Number	ID	Part Number	ID	Part Number	ID	Part Number
689	3-D30-3582-0	6477	3-D35-4060-0	687	3-H30-4135-0	1764	3-H33-4005-0	8410	3-M38-4030
792	3-D30-3810-0	6465	3-D35-4250-0	3893	3-H30-4140-0	4594	3-H35-3820-0	9736	3-M38-4035
6566	3-D30-3875-0	6469	3-D35-4280-0	648	3-H30-4142-0	4597	3-H35-3830-0	8411	3-M38-4040
3321	3-D30-3935-0	6470	3-D35-4310-0	688	3-H30-4145-0	1134	3-H35-4020	9663	3-M38-4045
1422	3-D30-4000-0	6472	3-D35-4320-0	649	3-H30-4150-0	1135	3-H35-4030-0	9664	3-M38-4050
3280	3-D30-4020-0	6471	3-D35-4390-0	7545	3-H30-4150-ONC	1450	3-H35-4035-0	8412	3-M38-4060
3259	3-D30-4030-0	2675	3-D35-4500-0	3813	3-H30-4155-0	1136	3-H35-4040-0	8838	3-M38-4065
5586	3-D30-4035-0	2676	3-D35-4530-0	7701	3-H30-4155-ONC	1137	3-H35-4060-0	8839	3-M38-4070
3254	3-D30-4040-0	2335	3-D35-4560-0	1181	3-H30-4160-0	1138	3-H35-4120-0	9483	3-M38-4120
5585	3-D30-4045-0	2336	3-D35-4600-0	585	3-H30-4165-0	1139	3-H35-4125-0	8413	3-M38-4125
3250	3-D30-4050-0	2337	3-D35-4625-0	965	3-H30-4170-0	1140	3-H35-4130-0	9484	3-M38-4130
685	3-D30-4060-0	8906	3-D35-4800-0	7460	3-H30-4170-ONC	1141	3-H35-4135-0	9485	3-M38-4135
1333	3-D30-4070-0	3664	3-D35-5000-0	966	3-H30-4175-0	1142	3-H35-4140-0	9486	3-M38-4140
584	3-D30-4080-0	2361	3-D37-3810-0	7702	3-H30-4175-ONC	1143	3-H35-4145-0	9487	3-M38-4145
581	3-D30-4120-0	7497	3-D38-3977-0	1180	3-H30-4180-0	1144	3-H35-4150-0	9488	3-M38-4150
3253	3-D30-4125-0	3362	3-D38-4015-0	3891	3-H30-4185-0	1145	3-H35-4155-0	8414	3-M38-4155
3275	3-D30-4130-0	3363	3-D38-4094-0	1203	3-H30-4190-0	1146	3-H35-4160-0	9489	3-M38-4160
3301	3-D30-4135-0	2169	3-D38-4125-0	1215	3-H30-4195-0	1147	3-H35-4165-0	8415	3-M38-4165
1160	3-D30-4140-0	2170	3-D38-4130-0	2943	3-H30-4250-0	1148	3-H35-4250-0	9490	3-M38-4170
3277	3-D30-4145-0	2171	3-D38-4135-0	7700	3-H30-4250-ONC	1149	3-H35-4260-0	9491	3-M38-4175
3251	3-D30-4155-0	2172	3-D38-4140-0	1925	3-H30-4280-0	1150	3-H35-4280-0	9492	3-M38-4180
3320	3-D30-4165-0	2173	3-D38-4145-0	1738	3-H30-4350-0	1151	3-H35-4310-0	9493	3-M38-4185
3260	3-D30-4185-0	2174	3-D38-4150-0	8590	3-H30-4375-0	1152	3-H35-4350-0	9494	3-M38-4190
3353	3-D30-4250-0	2016	3-D38-4155-0	8176	3-H30-4440-0	1153	3-H35-4375-0	8845	3-M39-3760PVD
3273	3-D30-4280-0	2017	3-D38-4160-0	1340	3-H30-4500-0	1154	3-H35-4440-0	8848	3-M39-3780PVD
4064	3-D30-4310-0	2019	3-D38-4165-0	1737	3-H30-4530-0	3896	3-H35-4500-0	10046	3-MD30-4030
9260	3-D30-4350-0	2175	3-D38-4170-0	1198	3-H30-4600-0	1156	3-H35-4530-0	10047	3-MD30-4035
2592	3-D30-4370-0	2176	3-D38-4175-0	3960	3-H30-4625-0	1157	3-H35-4560-0	9594	3-MD30-4055
3279	3-D30-4500-0	2177	3-D38-4180-0	1159	3-H31-4000-0	2354	3-H35-4675-0	9595	3-MD30-4075
3032	3-D30-4560-0	2178	3-D38-4185-0	1161	3-H31-4020-0	3056	3-H35-4750-0	9596	3-MD30-4095
3276	3-D30-4600-0	3330	3-DAU-3813-0	1162	3-H31-4030-0	8391	3-H35-4760-0	1594	3-S30-4030-0
10041	3-D30-4610-0	3356	3-DAU-3875-0	1163	3-H31-4040-0	2737	3-H38-3307-0	1595	3-S30-4040-0
3261	3-D30-4625-0	3357	3-DAU-3937-0	1164	3-H31-4060-0	2419	3-H38-3346-0	2701	3-S31-3875-0
2359	3-D30-4675-0	3354	3-DAU-4125-0	783	3-H31-4125-0	3063	3-H38-3386-0	710	3-S31-4530-0
2719	3-D30-4750-0	3355	3-DAU-4250-0	1133	3-H31-4130-0	2704	3-H38-3425-0	1172	3-S32-4020-0
2586	3-D30-4800-0	3493	3-DAU-4375-0	1030	3-H31-4135-0	2738	3-H38-3543-0	714	3-S32-4030-0
3536	3-D30-4900-0	2093	3-H30-3780-0	1165	3-H31-4140-0	2363	3-H38-3700-0	1173	3-S32-4040-0
3087	3-D30-5000-0	2051	3-H30-3820-0	1166	3-H31-4145-0	2298	3-H38-3740-0	1174	3-S32-4060-0
1204	3-D30-5125-0	3309	3-H30-3905-0	1167	3-H31-4155-0	2299	3-H38-3780-0	1176	3-S32-4130-0
7274	3-D30UL-4120-0	645	3-H30-4005-0	1168	3-H31-4160-0	2300	3-H38-3820-0	1177	3-S32-4140-0
7275	3-D30UL-4125-0	1915	3-H30-4015-0	1169	3-H31-4165-0	2570	3-H38-3858-0	1178	3-S32-4150-0
7276	3-D30UL-4130-0	7587	3-H30-4015-ONC	1170	3-H31-4185-0	3067	3-H38-3957-0	1980	3-S32-4250-0
7277	3-D30UL-4135-0	646	3-H30-4025-0	6523	3-H31-4250-0	3057	3-H38-3977-0	653	3-S32-4280-0
7278	3-D30UL-4140-0	580	3-H30-4035-0	1460	3-H31-4260-0	2714	3-H38-4095-0	654	3-S32-4310-0
7279	3-D30UL-4150-0	3308	3-H30-4045-0	651	3-H31-4280-0	9968	3-M35-4187HT	1982	3-S32-4350-0
7280	3-D30UL-4155-0	1342	3-H30-4055-0	1123	3-H31-4310-0	9944	3-M38-3771	1983	3-S32-4375-0
7281	3-D30UL-4160-0	582	3-H30-4065-0	2802	3-H31-4320-0	9945	3-M38-3781	655	3-S32-4440-0
7282	3-D30UL-4165-0	3909	3-H30-4072-0	1890	3-H31-4350-0	9946	3-M38-3791	657	3-S32-4530-0
7283	3-D30UL-4170-0	661	3-H30-4085-0	652	3-H31-4440-0	9947	3-M38-3801	880	3-S32-4600-0
7284	3-D30UL-4175-0	2416	3-H30-4094-0	1943	3-H31-4470-0	9221	3-M38-4000	2739	3-S32-4625-0
7285	3-D30UL-4180-0	3047	3-H30-4100-0	896	3-H31-4500-0	9222	3-M38-4005	954	3-S34-3935-0
7286	3-D30UL-4185-0	3812	3-H30-4125-0	1735	3-H31-4530-0	9223	3-M38-4010	6414	3-S37-3187-0
6473	3-D35-4000-0	3817	3-H30-4130-0	1944	3-H31-4560-0	9224	3-M38-4015	9618	3-TD30-4125
6474	3-D35-4020-0	8579	3-H30-4130-ONC	887	3-H31-4600-0	9225	3-M38-4020	9619	3-TD30-4215
6479	3-D35-4030-0	647	3-H30-4132-0	3003	3-H31-4750-0	8409	3-M38-4025	9620	3-TD30-4233
6475	3-D35-4040-0								

RING SETS



ID	Part Number	ID	Part Number	ID	Part Number	ID	Part Number	ID	Part Number
10308	RB1221-4280	6173	RS1000NCR-4170-0	2302	RS1227-3500-0	6459	RS1618XHHNCR-4015	10278	RS1GNHD-4040-0
10309	RB1221-4310	5616	RS1008-4010-5	2301	RS1227-3505-0	2700	RS1658-3917-0	10279	RS1GNHD-4042-0
10310	RB1221-4350	6922	RS1110-3563-0	2303	RS1227-3510-0	4311	RS1658-3927-0	10280	RS1GNHD-4045-0
10311	RB18221-4375	2884	RS1110-3750-0	2604	RS1227-3515-0	2817	RS1658-3937-0	10281	RS1GNHD-4060-0
10312	RB1221-4500	332	RS1110-3760-0	3743	RS1227-3525-5	7152	RS1658-3957-0	10282	RS1GNHD-4065-0
10313	RB1221-4530	3727	RS1110-3780-0	2811	RS1227-3625-0	2983	RS165A-3760-0	10283	RS1GNHD-4070-0
10314	RB1221-4560	10298	RS1110-3957-5	2812	RS1227-3630-0	6420	RS165A-3770-0	10284	RS1GNHD-4075-0
10315	RB1221-4600	10299	RS1110-4095-THG	4965	RS1310-3815-0	2980	RS165A-3780-0	10285	RS1GNHD-4080-0
10316	RB1225-4280	10300	RS1110-4185-5	3480	RS1310-3825-0	6920	RS1660-3812-0THG	10286	RS1GNHD-4100-0
10317	RB1225-4310	2037	RS1113-3760-0	4353	RS1317-3622-0	7297	RS1660-3875-0THG	10287	RS1GNHD-4125-0
10318	RB1225-4320-5	2813	RS1113-4000-5	2598	RS1317-3642-0	6916	RS1660-3937-0THG	10288	RS1GNHD-4130-0
10319	RB1225-4390	2596	RS1116-3445-0	4434	RS1317-3661-0	10303	RS1660-4022-0THG	10289	RS1GNHD-4135-0
10320	RB1225-4440	2597	RS1116-3465-0	6911	RS1318-4090-5THG	10304	RS1660-4030-0THG	10290	RS1GNHD-4140-0
10321	RB1225-4500	8723	RS1117-3515-0	6926	RS1318-4095-5THG	10305	RS1660-4040-0THG	10291	RS1GNHD-4145-0
10322	RB1225-4530	2605	RS1117-3560-0	2583	RS1610-3406-0	10306	RS1660-4050-0THG	10292	RS1GNHD-4150-0
10323	RB1225-4560	2606	RS111A-3875-0	3059	RS1610-3617-0	10307	RS1660-4060-0THG	10293	RS1GNHD-4155-0
10324	RB1225-4600	2626	RS111A-3880-0	10302	RS1610-3780-0	10270	RS1GNHD-3905-0	10294	RS1GNHD-4160-0
3723	RS1000-4125-0	2625	RS111A-3885-0	3745	RS1610XHH-3937	10271	RS1GNHD-3937-0	10295	RS1GNHD-4165-0
3724	RS1000-4130-5	10301	RS1221-4500-5	4090	RS1610XHH-4015-0	10272	RS1GNHD-4000-0	10296	RS1GNHD-4185-0
1313	RS1000-4155-5	2696	RS1223-3457-0	6149	RS1610XHHNCR-4015	10273	RS1GNHD-4005-0	7557	RSAC4380BA
3725	RS1000-4175-0	2697	RS1223-3467-0	2595	RS1616-3366-0	10274	RS1GNHD-4020-0	7558	RSAC4470BA
3726	RS1000-4250-5	2839	RS1223-3817-0	2600	RS1616-3937-0	10275	RS1GNHD-4030-0		
6174	RS1000NCR-4130-5	2840	RS1223-3822-0	3746	RS1618XHH-39370	10276	RS1GNHD-4032-0		
7310	RS1000NCR-4150-5	2834	RS1227-3498-0	3747	RS1618XHH-40150	10277	RS1GNHD-4035-0		

TOP RINGS

0	.043 Top Ring
1	1.5mm Top Ring
2	1/16 Top Ring
3	1.2mm Top Ring
6	1.2mm Gas Nitride Top Ring
HF	Hell Fire (Blown or NOS)

2ND RINGS

0	.043 2nd Ring
1	1.5mm 2nd Ring
2	1/16 2nd Ring
5	1.2mm 2nd Ring
6	1.2mm 2nd ring
THG	Taper Hook Groove

OIL RINGS

0	3.0mm Oil Ring
1	3/16 .150 Radial Wall Low Tension Oil Ring
2	3/16 Standard Tension SS-50U type
3	4.0mm Oil Ring
5	3/16 Standard Tension Flex Vent
6	2.8mm Oil Ring
7	5/32 Oil Ring
8	2.0mm Oil Ring
A	2.5mm Oil Ring
NCR	Non Chrome Rails

EXAMPLE

RS1000-4030-5

1 Cylinders
.043 Top Ring
.043 2nd Ring
3.0mm Oil Ring
4.030 bore size +.005 oversize
THG



CPN RINGS: >>>>

Top Ring

The top ring is a steel compression ring that has been gas nitride so that it is compatible with Nikasil and cast iron bores. This scuff resistant gas nitrided ring allows it to operate at maximum efficiency without blemishing up the bore. The nitriding ensures extended life and protection under extreme conditions.

Second Ring

The second ring is a cast iron with a taper underhook groove face. The THG ring acts as a wiper and pushes the oil back away from combustion. This type of ring allows you to run a lower tension oil ring.

Oil Ring

The oil ring is made up of two soft nitride rails with a low-tension expander. Because of the miniflex vent design; there is less friction on the cylinder wall, which increases the performance and efficiency of the engine. These ring sets are high strength and low tension, resulting in maximum sealing with minimum drag.

CPN
Gas Nitrided Steel 1.0mm Top Ring
Taper Hook Groove Napier 1.2mm 2nd Ring
2.8mm Flex Vent Oil Ring

CPN2
Gas Nitrided Steel 1.0mm Top Ring
Taper Hook Groove Napier 1.2mm 2nd Ring
2.0mm Flex Vent Oil Ring

CPNG-2
Gas Nitrided Steel 1.0mm Top Ring
1.0mm 2nd Ring
2.0mm Flex Vent Oil Ring

CPN2-2
Gas Nitrided Steel 1.0mm Top Ring
2.0mm Flex Vent Oil Ring

ID	Part Number	ID	Part Number	ID	Part Number	ID	Part Number	ID	Part Number
6147	CPN2-2-3504	2352	CPN2-3740	2757	CPN-3169	2132	CPN-3445	6135	CPN-3740
3748	CPN2-2-3701	1977	CPN2-3759	2141	CPN-3189	3584	CPN-3453	8497	CPN-3770
3749	CPN2-2-3740	2477	CPN2-3780	7493	CPN-3199	2133	CPN-3465	7494	CPN-3799
6146	CPN2-2-3759	2483	CPN2-3819	2140	CPN-3209	2127	CPN-3484	8548	CPN-3819
3750	CPN2-2-3779	2842	CPN2-3858	2144	CPN-3228	2118	CPN-3504	8698	CPN-3858
3751	CPN2-2-3819	3245	CPN2-3897	2193	CPN-3248	3619	CPN-3512	7022	CPN-3937
7841	CPN2-2-3858	1978	CPN2-3937	2229	CPN-3250	2530	CPN-3524	7156	CPN-3941
7715	CPN2-2-3897	2294	CPN-2874	2153	CPN-3268	2124	CPN-3543	7154	CPN-3957
6148	CPN2-2-3937	7072	CPN-2894	2120	CPN-3287	2896	CPN-3563	8612	CPN-3977
3551	CPN2-3189	7073	CPN-2933	2146	CPN-3307	2484	CPN-3573	7627	CPN-4016
3996	CPN2-3228	2129	CPN-2953	8129	CPN-3317	2230	CPN-3583	7628	CPN-4134
3552	CPN2-3268	2130	CPN-2972	2123	CPN-3327	3086	CPN-3602	6954	CPNG-2-2953
3995	CPN2-3307	2131	CPN-2992	1976	CPN-3347	2125	CPN-3622	3559	CPNG-2-3150
3530	CPN2-3347	7398	CPN-3012	2878	CPN-3366	9533	CPN-3632	3560	CPNG-2-3189
3997	CPN2-3386	6429	CPN-3031	4375	CPN-3372	2194	CPN-3642	3561	CPNG-2-3228
3554	CPN2-3425	4202	CPN-3051	2121	CPN-3386	8710	CPN-3652	3562	CPNG-2-3268
4154	CPN2-3465	6781	CPN-3071	7386	CPN-3396	2119	CPN-3661	3529	CPNG-2-3307
3555	CPN2-3504	2985	CPN-3090	2117	CPN-3406	4068	CPN-3681	3553	CPNG-2-3346
3556	CPN2-3543	2227	CPN-3109	7074	CPN-3415	2128	CPN-3701	3531	CPNG-2-3425
3550	CPN2-3622	3039	CPN-3130	2122	CPN-3425	7157	CPN-3705	3558	CPNG-2-3504
2532	CPN2-3701	2478	CPN-3150	7387	CPN-3435	8054	CPN-3720		

RING SETS

PVD Turbo Rings:

PVD Turbo ring sets feature a thicker 1.2mm steel top ring for increased durability and resistance to flutter. The face of the ring is PVD coated - a technology that is harder and much smoother than traditional gas nitride, providing increased endurance, and less friction against the cylinder wall. The 2.0mm oil ring is light, but supplies adequate tension for oil control. Since the oil ring is smaller than most other oil rings, it allows for more material to be used on your piston ring lands and increases piston strength. These rings come standard with our Sport Compact HD shelf pistons, and can be supplied with any custom CP piston. Currently for bore sizes from 81mm to 90 mm.

ID	Part Number	Description
8736	CPT-3189PVD	Turbo Ring Set, 1.2mm Top Ring, 1.2mm 2nd Ring, 2.0mm Oil Ring, 3.189 bore, PVD
8737	CPT-3209PVD	Turbo Ring Set, 1.2mm Top Ring, 1.2mm 2nd Ring, 2.0mm Oil Ring, 3.209 bore, PVD
8738	CPT-3228PVD	Turbo Ring Set, 1.2mm Top Ring, 1.2mm 2nd Ring, 2.0mm Oil Ring, 3.228 bore, PVD
8739	CPT-3268PVD	Turbo Ring Set, 1.2mm Top Ring, 1.2mm 2nd Ring, 2.0mm Oil Ring, 3.268 bore, PVD
8740	CPT-3307PVD	Turbo Ring Set, 1.2mm Top Ring, 1.2mm 2nd Ring, 2.0mm Oil Ring, 3.307 bore, PVD
8741	CPT-3327PVD	Turbo Ring Set, 1.2mm Top Ring, 1.2mm 2nd Ring, 2.0mm Oil Ring, 3.327 bore, PVD
8742	CPT-3346PVD	Turbo Ring Set, 1.2mm Top Ring, 1.2mm 2nd Ring, 2.0mm Oil Ring, 3.346 bore, PVD
9502	CPT-3366PVD	Turbo Ring Set, 1.2mm Top Ring, 1.2mm 2nd Ring, 2.0mm Oil Ring, 3.366 bore, PVD
8746	CPT-3386PVD	Turbo Ring Set, 1.2mm Top Ring, 1.2mm 2nd Ring, 2.0mm Oil Ring, 3.386 bore, PVD
8747	CPT-3406PVD	Turbo Ring Set, 1.2mm Top Ring, 1.2mm 2nd Ring, 2.0mm Oil Ring, 3.406 bore, PVD
8748	CPT-3425PVD	Turbo Ring Set, 1.2mm Top Ring, 1.2mm 2nd Ring, 2.0mm Oil Ring, 3.425 bore, PVD
8743	CPT-3445PVD	Turbo Ring Set, 1.2mm Top Ring, 1.2mm 2nd Ring, 2.0mm Oil Ring, 3.445 bore, PVD
8744	CPT-3504PVD	Turbo Ring Set, 1.2mm Top Ring, 1.2mm 2nd Ring, 2.0mm Oil Ring, 3.504 bore, PVD
8745	CPT-3543PVD	Turbo Ring Set, 1.2mm Top Ring, 1.2mm 2nd Ring, 2.0mm Oil Ring, 3.543 bore, PVD

OTHER RING SETS:


ID	Part Number	Bore	Top	Second	Oil
7821	MAC06550	2.579	.8mm Top Ring	.8mm 2nd Ring	1.5 Oil Ring
6765	XA-2598	2.598	.8mm Top Ring	.8mm 2nd Ring	1.5mm Oil Ring
9245	XA-2618	2.618	.8mm Top Ring	.8mm 2nd Ring	1.5mm Oil Ring
7515	XA-2638	2.638	.8mm Top Ring	.8mm 2nd Ring	1.5mm Oil Ring
2927	XC-2638	2.638	1.0mm Top Ring	1.2mm 2nd Ring	2.8mm Oil Ring
7822	MAC06700	2.638	.8mm Top Ring	.8mm 2nd Ring	1.5 Oil Ring
9227	MAC06750	2.657	.8mm Top Ring	.8mm 2nd Ring	1.5 Oil Ring
9226	XA-2658	2.658	.8mm Top Ring	.8mm 2nd Ring	1.5mm Oil Ring
6766	XA-2677	2.677	.8mm Top Ring	.8mm 2nd Ring	1.5mm Oil Ring
7823	MAC06900	2.717	.8mm Top Ring	.8mm 2nd Ring	1.5 Oil Ring
5837	XA-2717	2.717	.8mm Top Ring	.8mm 2nd Ring	1.5mm Oil Ring
6767	XA-2756	2.756	.8mm Top Ring	.8mm 2nd Ring	1.5mm Oil Ring
3053	XC-2756	2.756	1.0mm Top Ring	1.2mm 2nd Ring	2.8mm Oil Ring
6768	XA-2835	2.835	.8mm Top Ring	.8mm 2nd Ring	1.5mm Oil Ring
3054	XC-2835	2.835	1.0mm Top Ring	1.2mm 2nd Ring	2.8mm Oil Ring
1931	XA-2874	2.874	.8mm Top Ring	.8mm 2nd Ring	1.5mm Oil Ring
7713	MAC07340	2.890	.8mm Top Ring	.8mm 2nd Ring	1.5 Oil Ring
6769	XA-2894	2.894	.8mm Top Ring	.8mm 2nd Ring	1.5mm Oil Ring
4634	XC-2894	2.894	1.0mm Top Ring	1.2mm 2nd Ring	2.8mm Oil Ring
3760	CPUA-2913	2.913	.8mm Top Ring	.8mm 2nd Ring	1.5mm Oil Ring
1932	XA-2913	2.913	.8mm Top Ring	.8mm 2nd Ring	1.5mm Oil Ring
3368	XC-2913	2.913	1.0mm Top Ring	1.2mm 2nd Ring	2.8mm Oil Ring
7824	MAC07400	2.913	.8mm Top Ring	.8mm 2nd Ring	1.5 Oil Ring
1511	XC-2933	2.933	1.0mm Top Ring	1.2mm 2nd Ring	2.8mm Oil Ring
3766	CPUG-2953	2.953	1.0mm Top Ring	1.0mm 2nd Ring	2.0mm Oil Ring
2157	XG-2953	2.953	1.0mm Top Ring	1.0mm 2nd Ring	2.0mm Oil Ring
2928	XC-2973	2.973	1.0mm Top Ring	1.2mm 2nd Ring	2.8mm Oil Ring
2531	XG-2992	2.992	1.0mm Top Ring	1.0mm 2nd Ring	2.0mm Oil Ring
3271	XC-2992	2.992	1.0mm Top Ring	1.2mm 2nd Ring	2.8mm Oil Ring
8456	CPXG-7600C	2.992	.8mm Top Ring	1.0mm 2nd Ring	1.5mm Oil Ring
4603	XG-3012	3.012	1.0mm Top Ring	1.0mm 2nd Ring	2.0mm Oil Ring
2408	XC-3012	3.012	1.0mm Top Ring	1.2mm 2nd Ring	2.8mm Oil Ring

OTHER RING SETS

ID	Part Number	Bore	Top	Second	Oil
3768	CPUG-3032	3.032	1.0mm Top Ring	1.0mm 2nd Ring	2.0mm Oil Ring
2158	XG-3032	3.032	1.0mm Top Ring	1.0mm 2nd Ring	2.0mm Oil Ring
2885	XC-3032H	3.032	1.0mm Top Ring	1.2mm 2nd Ring	2.8mm Oil Ring
2159	XG-3051	3.051	1.0mm Top Ring	1.0mm 2nd Ring	2.0mm Oil Ring
4074	XC-3051	3.051	1.0mm Top Ring	1.2mm 2nd Ring	2.8mm Oil Ring
8457	CPXG-7800C	3.071	.8mm Top Ring	1.0mm 2nd Ring	1.5mm Oil Ring
2160	XG-3071	3.071	1.0mm Top Ring	1.0mm 2nd Ring	2.0mm Oil Ring
1933	XC-3071	3.071	1.0mm Top Ring	1.2mm 2nd Ring	2.8mm Oil Ring
3761	CPUG-2-3110	3.110	1.0mm Top Ring	1.0mm 2nd Ring	2.0mm Oil Ring
3770	CPUG-3110	3.110	1.0mm Top Ring	1.0mm 2nd Ring	2.0mm Oil Ring
2161	XG-3110	3.110	1.0mm Top Ring	1.0mm 2nd Ring	2.0mm Oil Ring
1934	XC-3110	3.110	1.0mm Top Ring	1.2mm 2nd Ring	2.8mm Oil Ring
8458	CPXG-7900C	3.110	.8mm Top Ring	1.0mm 2nd Ring	1.5mm Oil Ring
8460	CPXG-8000C	3.150	.8mm Top Ring	1.0mm 2nd Ring	1.5mm Oil Ring
2925	XG-3150	3.150	1.0mm Top Ring	1.0mm 2nd Ring	2.0mm Oil Ring
1945	XC-3150	3.150	1.0mm Top Ring	1.2mm 2nd Ring	2.8mm Oil Ring
3062	XC-3169	3.169	1.0mm Top Ring	1.2mm 2nd Ring	2.8mm Oil Ring
3764	CPUG-2-3189	3.189	1.0mm Top Ring	1.0mm 2nd Ring	2.0mm Oil Ring
3771	CPUG-3189	3.189	1.0mm Top Ring	1.0mm 2nd Ring	2.0mm Oil Ring
2162	XG-3189	3.189	1.0mm Top Ring	1.0mm 2nd Ring	2.0mm Oil Ring
1946	XC-3189	3.189	1.0mm Top Ring	1.2mm 2nd Ring	2.8mm Oil Ring
8459	CPXG-8100C	3.189	.8mm Top Ring	1.0mm 2nd Ring	1.5mm Oil Ring
2163	XG-3208	3.208	1.0mm Top Ring	1.0mm 2nd Ring	2.0mm Oil Ring
2139	XC-3208	3.208	1.0mm Top Ring	1.2mm 2nd Ring	2.8mm Oil Ring
3765	CPUG-2-3228	3.228	1.0mm Top Ring	1.0mm 2nd Ring	2.0mm Oil Ring
2516	XG-3228	3.228	1.0mm Top Ring	1.0mm 2nd Ring	2.0mm Oil Ring
1947	XC-3228	3.228	1.0mm Top Ring	1.2mm 2nd Ring	2.8mm Oil Ring
1948	XC-3250	3.250	1.0mm Top Ring	1.2mm 2nd Ring	2.8mm Oil Ring
3772	CPUG-3267	3.267	1.0mm Top Ring	1.0mm 2nd Ring	2.0mm Oil Ring
2164	XG-3268	3.268	1.0mm Top Ring	1.0mm 2nd Ring	2.0mm Oil Ring
1985	XC-3268	3.268	1.0mm Top Ring	1.2mm 2nd Ring	2.8mm Oil Ring
1936	XC-3287	3.287	1.0mm Top Ring	1.2mm 2nd Ring	2.8mm Oil Ring
1949	XC-3307	3.307	1.0mm Top Ring	1.2mm 2nd Ring	2.8mm Oil Ring
1950	XC-3327	3.327	1.0mm Top Ring	1.2mm 2nd Ring	2.8mm Oil Ring
1951	XC-3347	3.347	1.0mm Top Ring	1.2mm 2nd Ring	2.8mm Oil Ring
1952	XC-3386	3.386	1.0mm Top Ring	1.2mm 2nd Ring	2.8mm Oil Ring
1953	XC-3425	3.425	1.0mm Top Ring	1.2mm 2nd Ring	2.8mm Oil Ring
2781	XC-3445	3.445	1.0mm Top Ring	1.2mm 2nd Ring	2.8mm Oil Ring
1954	XC-3465	3.465	1.0mm Top Ring	1.2mm 2nd Ring	2.8mm Oil Ring
1955	XC-3484	3.484	1.0mm Top Ring	1.2mm 2nd Ring	2.8mm Oil Ring
2924	XC-3514	3.514	1.0mm Top Ring	1.2mm 2nd Ring	2.8mm Oil Ring
1957	XC-3524	3.524	1.0mm Top Ring	1.2mm 2nd Ring	2.8mm Oil Ring
1958	XC-3534	3.534	1.0mm Top Ring	1.2mm 2nd Ring	2.8mm Oil Ring
1959	XC-3544	3.544	1.0mm Top Ring	1.2mm 2nd Ring	2.8mm Oil Ring
6530	SWF-30006-0	3.551	1.5mm Gas Nitrided Top Ring	1.5mm 2nd Ring	3.0mm Oil Ring
1960	XC-3563	3.563	1.0mm Top Ring	1.2mm 2nd Ring	2.8mm Oil Ring
6531	SWF-30006-2	3.571	1.5mm Gas Nitrided Top Ring	1.5mm 2nd Ring	3.0mm Oil Ring
6532	SWF-30006-3	3.581	1.5mm Gas Nitrided Top Ring	1.5mm 2nd Ring	3.0mm Oil Ring
1961	XC-3622	3.622	1.0mm Top Ring	1.2mm 2nd Ring	2.8mm Oil Ring
9602	SWT10103-0	3.622	1.5mm Chrome Top Ring	1.5mm 2nd Ring	4.0mm Oil Ring
9548	SWF-30027	3.632	1.2mm Top Ring	1.2mm 2nd Ring	2.5mm Oil Ring
2929	XC-3661	3.661	1.0mm Top Ring	1.2mm 2nd Ring	2.8mm Oil Ring
8949	SWT10103-4	3.661	1.5mm Chrome Top Ring	1.5mm 2nd Ring	4.0mm Oil Ring
1938	XC-3701	3.701	1.0mm Top Ring	1.2mm 2nd Ring	2.8mm Oil Ring
8950	SWT10178-2	3.701	1.5mm Gas Nitrided Top Ring	1.5mm 2nd Ring	4.0mm Oil Ring
8948	SWT-10139-2	3.760	1.5mm Gas Nitrided Top Ring	1.5mm 2nd Ring	4.0mm Oil Ring
3026	ZV09550	3.760	.95mm Top Ring		2.0mm Oil Ring
9601	SWT-10139-3	3.770	1.5mm Gas Nitrided Top Ring	1.5mm 2nd Ring	4.0mm Oil Ring
10067	SWC-10013-0	3.780	1.2mm Gas Nitrided Top Ring	1.5mm 2nd Ring	3.0mm Oil Ring
10068	SWC-10015-0	3.780	1.2mm Gas Nitrided Top Ring	1.5mm 2nd Ring	3.0mm Oil Ring
1963	XH-3780	3.780	1.2mm Top Ring	1.5mm 2nd Ring	4.0mm Oil Ring
10219	SWC-10005-0	3.780	1.5mm Gas Nitrided Top Ring	1.5mm 2nd Ring	3.0mm Oil Ring

OTHER RING SETS

ID	Part Number	Bore	Top	Second	Oil
8780	SWC-10013-2	3.799	1.2mm Gas Nitrided Top Ring	1.5mm 2nd Ring	3.0mm Oil Ring
8779	SWC-10015-2	3.799	1.2mm Gas Nitrided Top Ring	1.5mm 2nd Ring	3.0mm Oil Ring
10220	SWC-10005-2	3.799	1.5mm Gas Nitrided Top Ring	1.5mm 2nd Ring	3.0mm Oil Ring
10221	SWG-10005-2	3.799	1.5mm Gas Nitrided Top Ring	1.5mm 2nd Ring	3.0mm Oil Ring
2511	XH-3819	3.819	1.2mm Top Ring	1.5mm 2nd Ring	4.0mm Oil Ring
2259	XH-3839	3.839	1.2mm Top Ring	1.5mm 2nd Ring	4.0mm Oil Ring
1939	XH-3858	3.858	1.2mm Top Ring	1.5mm 2nd Ring	4.0mm Oil Ring
3065	ZV09800	3.858	.95mm Top Ring		2.0mm Oil Ring
2886	ZV09900	3.898	.95mm Top Ring		2.0mm Oil Ring
1999	XH-3937	3.937	1.2mm Top Ring	1.5mm 2nd Ring	4.0mm Oil Ring
2480	ZV10000	3.937	.95mm Top Ring		2.0mm Oil Ring
7561	SWF-20064-3	3.947	1.2mm Chrome Top Ring	1.5mm 2nd Ring	2.8mm Oil Ring with Chrome Rails
2926	XH-3977	3.977	1.2mm Top Ring	1.5mm 2nd Ring	4.0mm Oil Ring
1964	XH-4016	4.016	1.2mm Top Ring	1.5mm 2nd Ring	4.0mm Oil Ring
8625	DSL-4020	4.020	2.0mm Gas Nitride Top Ring	2.0mm 2nd Ring	3.0mm Oil Ring
8626	DSL-4030	4.030	2.0mm Gas Nitride Top Ring	2.0mm 2nd Ring	3.0mm Oil Ring
7554	DSL4055	4.055	2.0mm Gas Nitride Top Ring	2.0mm 2nd Ring	3.0mm Oil Ring
7555	DSL4075	4.075	2.0mm Gas Nitride Top Ring	2.0mm 2nd Ring	3.0mm Oil Ring
8627	DSL-4095	4.095	2.0mm Gas Nitride Top Ring	2.0mm 2nd Ring	3.0mm Oil Ring
9249	DRE4205	4.205	.043 Top Ring	.043 2nd Ring	3.0mm Oil Ring
9250	DRE4210	4.210	.043 Top Ring	.043 2nd Ring	3.0mm Oil Ring
9251	DRE4215	4.215	.043 Top Ring	.043 2nd Ring	3.0mm Oil Ring
10070	DRE4225	4.225	.043 Top Ring	.043 2nd Ring	3.0mm Oil Ring



Chromoly 5100 Series Bar Stock Pins: >>>>

- 1 micron surface finish
- Case hardened (computerized gas process)
- Gun drilled I.D.'s
- Precision ground ends
- Made from Carbon Steel bar stock
- Available with chamfered ends for wire locks
- Straight wall design to reduce pin bore galling



Chromoly Bar Stock Pins - Chamfered

ID	Part Number	ID	Part Number	ID	Part Number	ID	Part Number	ID	Part Number
969	551-1500-12CP1C	2607	708-2000-12CP1C	230	792-2500-14CP1C	7196	875-2000-12CP1C	5053	927-2750-18CP1C
6770	591-1500-11CP1C	2947	708-2000-15CP1C	4606	812-1875-15CP1C	2277	875-2500-12CP1C	2412	928-2250-15CP1C
7385	591-1500-13CP1C	6177	708-2107-12CP1C	3294	812-2250-14CP1C	2032	875-2500-13CP1C	7248	928-2500-15CP1C
4712	591-1650-11CP1C	819	708-2250-12CP1C	6516	812-2250-16CP1C	2278	875-2500-15CP1C	2948	928-2750-15CP1C
4713	591-1650-13CP1C	1496	708-2250-15CP1C	2274	827-2000-12CP1C	9984	8859-2250-16CP1C	7535	928-2750-18CP1C
6155	591-1850-12CP1C	7845	728-2250-15CP1C	2608	827-2000-15CP1C	7197	905-2000-16CP1C	871	929-2750-15CP1C
1065	591-2000-11CP1C	9094	748-1800-15CP1C	1523	8272-2250-16CP1C	1671	905-2250-12CP1C	3631	930-2750-15CP1C
9431	591-2000-14CP1C	1648	748-2000-12CP1C	1510	827-2250-12CP1C	1673	905-2250-15CP1C	6175	945-2250-15CP1C
4714	630-1500-11CP1C	450	748-2000-15CP1C	1499	827-2250-16CP1C	7198	905-2250-16CP1C	1501	945-2500-15CP1C
3084	630-1650-13CP1C	813	748-2250-12CP1C	7858	827-2250-20CP1C	8914	905-2250-18CP1C	5990	984-2500-15CP1C
2271	630-1810-12CP1C	1497	748-2250-15CP1C	816	827-2500-12CP1C	1479	905-2500-14CP1C	6514	990-2500-15CP1C
8580	630-1810-15CP1C	812	748-2500-12CP1C	1666	827-2500-15CP1C	7199	905-2500-16CP1C	5203	990-2750-15CP1C
3674	669-1650-12CP1C	4268	787-1875-15CP1C	2275	866-2000-12CP1C	8623	912-2500-14CP1C	4896	990-2750-18CP1C
4119	669-1810-12CP1C	1649	787-2000-12CP1C	2276	866-2000-15CP1C	1533	927-2000-12CP1C	6574	990-2750-20CP1C
4267	669-1810-13CP1C	578	787-2000-15CP1C	817	866-2250-12CP1C	2411	927-2250-15CP1C	5195	990-2930-15CP1C
2285	669-2000-11CP1C	131	787-2250-12CP1C	1500	866-2250-15CP1C	4132	927-2250-18CP1C	4895	990-2930-18CP1C
818	669-2250-11CP1C	1498	787-2250-16CP1C	6555	866-2250-18CP1C	6554	927-2250-20CP1C	6572	990-2930-20CP1C
1495	669-2250-15CP1C	814	787-2500-12CP1C	6487	866-2250-20CP1C	2609	927-2500-12CP1C	6515	991-2750-18CP1C
1922	687-2000-12CP1C	6467	791-2000-14CP1C	229	866-2500-12CP1C	795	927-2500-15CP1C	6575	991-2930-18CP1C
1923	687-2250-12CP1C	2272	791-2250-14CP1C	133	866-2500-15CP1C	4322	927-2500-18CP1C	305	1000-2750-15CP1C
8783	688-2000-12CP1C	811	791-2500-14CP1C	7843	866-2500-18CP1C	4348	927-2500-20CP1C	7571	1024-2500-14CP1C
4056	708-1850-15CP1C	2273	792-2250-14CP1C	7857	866-2500-20CP1C	158	927-2750-15CP1C	7572	1024-2500-20CP1C

Chromoly Bar Stock Pins - Non Chamfered

ID	Part Number	ID	Part Number	ID	Part Number	ID	Part Number	ID	Part Number
1787	791-2795-14CP1S	136	912-2750-14CP1S	242	928-2500-15CP1S	141	980-2930-15CP1S	250	992-2930-18CP1S
1789	792-2795-14CP1S	1534	927-2000-12CP1S	244	928-2750-15CP1S	144	984-2500-15CP1S	255	993-2930-15CP1S
10043	812-2250-16CP1S	1921	927-2250-15CP1S	629	928-2950-15CP1S	145	984-2930-15CP1S	248	993-2930-18CP1S
4307	812-2800-16CP1S	137	927-2500-12CP1S	628	928-2950-17CP1S	254	990-2750-15CP1S	148	1000-2930-15CP1S
132	866-2500-12CP1S	138	927-2500-15CP1S	241	929-2500-12CP1S	3447	990-2750-18CP1S	912	1024-2500-20CP1S
134	866-2500-15CP1S	139	927-2750-15CP1S	243	929-2500-15CP1S	146	990-2930-15CP1S	149	1031-2750-15CP1S
2629	875-2500-15CP1S	5566	927-2750-18CP1S	245	929-2750-15CP1S	147	990-2930-18CP1S	150	1031-2930-15CP1S
1466	905-2500-15CP1S	140	927-2950-15CP1S	1612	930-2500-15CP1S	3597	990-2930-22CP1S	151	1040-2930-15CP1S
3050	905-2500-18CP1S	627	927-2950-17CP1S	859	940-2750-18CP1S	246	991-2930-15CP1S	1502	1094-2750-15CP1S
135	912-2500-14CP1S	7384	928-2250-15CP1S	1570	945-2500-15CP1S	249	991-2930-18CP1S	152	1094-2930-15CP1S
		240	928-2500-12CP1S	143	975-2930-15CP1S	247	992-2930-15CP1S		

X-990 - **2750** - **18CP3C**
 COATING WRIST PIN DIAMETER LENGTH WALL THICKNESS BRAND MATERIAL TYPE

HARDWARE & ACCESSORIES

PINS

9310 Steel Pins:

- 100% Rockwell tested
- Case hardened (computerized gas process)
- Gun drilled I.D.'s with 3 stages of I.D. honing
- Weight tolerances +/- 1 gram
- Precision ground ends with I.D. radius
- Straight wall design to reduce pin galling on ends
- Available with chamfered ends for Wire Locks
- Cryogenically treated (subzero heat-treating process) for improved material strength and grain structure



9310 Steel Pins - Chamfered

ID	Part Number	ID	Part Number	ID	Part Number	ID	Part Number	ID	Part Number
1609	591-1810-11CP3C	7856	787-2000-18CP3C	9136	866-2000-20CP3C	1674	927-2000-15CP3C	47	928-2950-15CP3C
1067	591-2000-11CP3C	8559	787-2000-24CP3C	3602	866-2250-10CP3C	1531	927-2250-13CP3C	65	928-2950-17CP3C
1521	591-2250-10CP3C	291	787-2250-12CP3C	288	866-2250-12CP3C	1493	927-2250-15CP3C	1532	929-2250-15CP3C
848	630-1500-12CP3C	1068	787-2250-14CP3C	1490	866-2250-15CP3C	3012	927-2250-17CP3C	469	929-2500-13CP3C
2279	630-1810-12CP3C	1488	787-2250-16CP3C	3011	866-2250-17CP3C	8910	927-2250-20CP3C	7185	929-2500-17CP3C
1657	630-2000-12CP3C	3600	787-2250-18CP3C	1669	866-2250-18CP3C	4133	927-2250-23CP3C	262	929-2750-13CP3C
1658	630-2000-15CP3C	7191	787-2250-24CP3C	2750	866-2250-20CP3C	2383	927-2500-09CP3C	239	929-2750-15CP3C
2209	630-2250-10CP3C	1268	787-2350-10CP3C	7194	866-2250-25CP3C	1117	927-2500-11CP3C	1122	929-2750-17CP3C
1780	669-1810-11CP3C	705	787-2350-12CP3C	577	866-2500-12CP3C	256	927-2500-13CP3C	40	929-2950-15CP3C
1610	669-2000-11CP3C	395	787-2350-18CP3C	804	866-2500-15CP3C	470	927-2500-15CP3C	62	929-2950-17CP3C
9463	669-2000-15CP3C	6816	791-2500-14CP3C	1670	866-2500-18CP3C	7183	927-2500-17CP3C	1459	930-2750-15CP3C
2284	669-2250-15CP3C	6817	792-2500-14CP3C	2751	866-2500-20CP3C	222	927-2625-13CP3C	55	930-2950-15CP3C
1781	708-1810-12CP3C	2281	812-2000-12CP3C	7195	866-2500-25CP3C	224	927-2625-15CP3C	57	930-2950-17CP3C
7023	708-1810-18CP3C	8653	812-2000-16CP3C	2282	866-2750-15CP3C	209	927-2750-13CP3C	38	931-2950-15CP3C
1659	708-2000-09CP3C	290	812-2250-12CP3C	3601	866-2750-18CP3C	159	927-2750-15CP3C	7030	945-2250-19CP3C
1782	708-2000-12CP3C	3010	812-2250-16CP3C	3389	867-2000-17CP3C	223	927-2750-17CP3C	7201	945-2250-26CP3C
2946	708-2000-15CP3C	1664	827-2000-09CP3C	3014	867-2250-15CP3C	9455	927-2750-18CP3C	1613	945-2500-15CP3C
6989	708-2000-18CP3C	1784	827-2000-12CP3C	3015	867-2250-17CP3C	3293	927-2750-20CP3C	2753	945-2500-19CP3C
1483	708-2250-12CP3C	4411	827-2000-18CP3C	3392	868-2000-17CP3C	7102	927-2750-23CP3C	8151	990-2250-18CP3C
1484	708-2250-15CP3C	4203	827-2000-20CP3C	3390	868-2250-17CP3C	760	927-2850-15CP3C	574	990-2750-15CP3C
7024	708-2250-18CP3C	289	827-2250-12CP3C	9985	8859-2250-19CP3C	68	927-2950-15CP3C	9261	990-2750-18CP3C
3168	708-2350-18CP3C	1489	827-2250-16CP3C	7580	905-2000-12CP3C	7	927-2950-17CP3C	7202	990-2750-25CP3C
1660	748-2000-09CP3C	1665	827-2250-18CP3C	1672	905-2250-12CP3C	1535	928-2250-13CP3C	602	990-2930-15CP3C
1783	748-2000-12CP3C	2870	827-2250-20CP3C	2871	905-2250-19CP3C	1494	928-2250-15CP3C	271	990-2930-18CP3C
1485	748-2250-12CP3C	7192	827-2250-25CP3C	7459	905-2250-26CP3C	3013	928-2250-17CP3C	1468	990-2930-20CP3C
1487	748-2250-15CP3C	2417	827-2500-20CP3C	1611	905-2500-15CP3C	257	928-2500-13CP3C	894	990-2930-22CP3C
1231	748-2350-12CP3C	7193	827-2500-25CP3C	3388	905-2500-19CP3C	468	928-2500-15CP3C	9366	990-2930-24CP3C
1661	787-2000-09CP3C	1668	866-2000-09CP3C	8177	905-2500-26CP3C	7184	928-2500-17CP3C	603	991-2930-15CP3C
1663	787-2000-12CP3C	1785	866-2000-12CP3C	901	912-2500-14CP3C	213	928-2750-13CP3C	272	991-2930-18CP3C
1662	787-2000-14CP3C	1667	866-2000-15CP3C	763	912-2750-14CP3C	212	928-2750-15CP3C	273	992-2930-18CP3C
2280	787-2000-16CP3C	4704	866-2000-17CP3C	1491	927-2000-11CP3C	2552	928-2750-17CP3C	274	993-2930-18CP3C
								3673	993-2930-22CP3C
								1886	1094-2750-15CP3C

9310 Steel Pins - Non Chamfered

ID	Part Number	ID	Part Number	ID	Part Number	ID	Part Number	ID	Part Number
1786	791-2795-14CP3S	393	927-2250-15CP3S	6	927-2950-13CP3S	63	929-2950-17CP3S	623	990-2930-20CP3S
1788	792-2795-14CP3S	5567	927-2250-18CP3S	67	927-2950-15CP3S	59	930-2500-13CP3S	220	990-2930-22CP3S
476	827-2250-12CP3S	1504	927-2500-09CP3S	8	927-2950-17CP3S	56	930-2750-15CP3S	2754	990-2930-24CP3S
480	866-2250-12CP3S	1	927-2500-11CP3S	2752	927-2950-23CP3S	53	930-2950-13CP3S	51	991-2930-15CP3S
286	866-2500-12CP3S	2	927-2500-13CP3S	3046	928-2250-17CP3S	54	930-2950-15CP3S	48	991-2930-18CP3S
287	866-2500-15CP3S	258	927-2500-15CP3S	9	928-2500-11CP3S	50	930-2950-17CP3S	624	991-2930-20CP3S
7844	866-2500-20CP3S	210	927-2500-17CP3S	10	928-2500-13CP3S	52	931-2950-13CP3S	225	991-2930-22CP3S
1503	875-2250-10CP3S	4	927-2750-13CP3S	294	928-2500-15CP3S	58	931-2950-15CP3S	269	992-2930-15CP3S
2283	892-2795-17CP3S	5	927-2750-15CP3S	11	928-2750-13CP3S	1656	975-2500-13CP3S	49	992-2930-18CP3S
2872	905-2500-19CP3S	211	927-2750-17CP3S	41	928-2750-15CP3S	2286	990-2500-10CP3S	228	992-2930-22CP3S
3049	905-2500-20CP3S	3594	927-2750-185CP3S	66	928-2950-15CP3S	1507	990-2500-13CP3S	270	993-2930-15CP3S
7200	905-2500-26CP3S	5204	927-2750-18CP3S	44	928-2950-17CP3S	227	990-2750-13CP3S	60	993-2930-18CP3S
293	912-2500-14CP3S	1506	927-2750-20CP3S	12	929-2500-13CP3S	218	990-2750-15CP3S	1508	1031-2750-13CP3S
292	912-2750-14CP3S	7101	927-2750-23CP3S	35	929-2750-15CP3S	226	990-2750-18CP3S	799	1031-2750-15CP3S
1471	912-2930-11CP3S	46	927-2850-15CP3S	36	929-2950-13CP3S	64	990-2930-15CP3S	1509	1031-2750-17CP3S
1505	927-2000-11CP3S	7577	927-2930-23CP3S	37	929-2950-15CP3S	61	990-2930-18CP3S	304	1094-2750-15CP3S

PINS

Diamond-Like coated Pins (DLC):

- Enhanced surface hardness
- Improved surface quality
- Low friction coefficient
- 100% Rockwell Tested
- 1 Micron surface finish
- Case hardened (computerized gas process)
- Gun drilled I.D.'s with 3 stages of I.D. honing
- Weight tolerances +/- 1 gram
- Precision ground ends with I.D. radius
- Cryogenically treated (subzero heat-treating process) for improved material strength and grain structure



Diamond Like Coated Pins (DLC) - Chamfered

ID	Part Number	ID	Part Number	ID	Part Number	ID	Part Number	ID	Part Number
8824	D708-2000-12CP3C	7836	D866-2000-15CP3C	7865	D927-2500-15CP3C	8992	D993-2930-22CP3C	4784	X866-2500-15CP3C
7859	D708-2000-15CP3C	7827	D866-2000-17CP3C	8996	D927-2500-17CP3C	9652	N927-2250-17CP3C	4785	X866-2500-18CP3C
7826	D708-2000-18CP3C	8146	D866-2000-18CP3C	8026	D927-2750-15CP3C	9654	N927-2250-20CP3C	4859	X866-2500-20CP3C
8635	D708-2250-15CP3C	8147	D866-2250-12CP3C	7853	D927-2750-17CP3C	9653	N927-2750-17CP3C	4860	X866-2750-15CP3C
8768	D748-2000-12CP3C	8024	D866-2250-15CP3C	8995	D927-2750-18CP3C	4790	X630-1500-12CP3C	4804	X866-2750-18CP3C
9001	D748-2000-15CP3C	8077	D866-2250-17CP3C	8994	D927-2750-20CP3C	6808	X708-1810-15CP3C	6418	X867-2250-15CP3C
8436	D787-2000-14CP3C	7879	D866-2250-18CP3C	7867	D927-2950-17CP3C	4792	X748-2000-12CP3C	4539	X927-2250-23CP3C
7875	D787-2000-16CP3C	8055	D866-2250-20CP3C	9960	D928-2250-15CP3C	4793	X748-2250-12CP3C	4604	X927-2500-13CP3C
7835	D787-2250-16CP3C	8999	D866-2250-25CP3C	8150	D928-2250-17CP3C	4693	X787-2000-12CP3C	4096	X927-2750-15CP3C
7876	D787-2250-18CP3C	8025	D866-2500-15CP3C	9507	D928-2500-15CP3C	4374	X787-2250-16CP3C	4786	X928-2250-15CP3C
9000	D787-2250-24CP3C	7862	D866-2500-18CP3C	8027	D928-2750-17CP3C	4795	X812-2000-12CP3C	4787	X928-2750-15CP3C
8652	D812-2000-16CP3C	8396	D866-2500-20CP3C	8397	D928-2950-17CP3C	4796	X812-2250-12CP3C	4847	X928-2750-17CP3C
7860	D812-2250-16CP3C	8767	D866-2750-15CP3C	8694	D929-2750-17CP3C	4797	X827-2000-12CP3C	4788	X929-2250-15CP3C
8766	D827-2000-18CP3C	7863	D905-2250-19CP3C	9959	D945-2500-19CP3C	4798	X827-2250-12CP3C	4776	X929-2750-15CP3C
7854	D827-2250-16CP3C	8997	D905-2500-15CP3C	8993	D990-2500-20CP3C	4780	X866-2000-09CP3C	4777	X930-2750-15CP3C
7877	D827-2250-18CP3C	7864	D927-2250-15CP3C	8152	D990-2750-18CP3C	4858	X866-2250-12CP3C	4212	X945-2500-19CP3C
7861	D827-2250-20CP3C	7837	D927-2250-17CP3C	8153	D990-2930-18CP3C	4083	X866-2250-17CP3C	4092	X990-2930-15CP3C
8658	D827-2500-20CP3C	8963	D927-2250-20CP3C	7868	D990-2930-20CP3C	4225	X866-2250-20CP3C	4266	X990-2930-20CP3C
7878	D866-2000-12CP3C	8056	D927-2250-23CP3C	7869	D990-2930-22CP3C	4783	X866-2500-12CP3C	4078	X991-2930-18CP3C

Diamond Like Coated Pins (DLC) - Non Chamfered

ID	Part Number	ID	Part Number	ID	Part Number	ID	Part Number	ID	Part Number
8148	D905-2500-19CP3S	8149	D927-2750-20CP3S	8183	D990-2930-18CP3S	4611	X927-2000-11CP3S	4372	X928-2950-15CP3S
8078	D927-2250-18CP3S	8991	D927-2950-17CP3S	8184	D990-2930-20CP3S	4614	X927-2250-15CP3S	4371	X929-2750-15CP3S
7880	D927-2500-15CP3S	9508	D928-2500-15CP3S	8481	D990-2930-22CP3S	6425	X927-2250-18CP3S	4373	X929-2950-15CP3S
8586	D927-2750-15CP3S	8079	D928-2750-15CP3S	8670	D990-2930-24CP3S	4364	X927-2500-11CP3S	4692	X990-2750-15CP3S
7881	D927-2750-17CP3S	8668	D990-2500-13CP3S	8990	D991-2930-22CP3S	4211	X927-2500-15CP3S	4070	X990-2750-18CP3S
7828	D927-2750-18CP3S	7829	D990-2750-18CP3S	4361	X866-2500-15CP3S	4366	X927-2750-15CP3S	4582	X990-2930-15CP3S
7866	D927-2750-18CP3S	8669	D990-2930-15CP3S	4363	X912-2291-14CP3S	3789	X928-2750-15CP3S	4610	X990-2930-20CP3S
								4697	X990-2930-22CP3S

X - **990** - **2750** - **18CP3C**
 COATING WRIST PIN DIAMETER LENGTH WALL THICKNESS BRAND MATERIAL TYPE



PINS

Ceramic Micro-Dimpled Pins:

CP-Carrillo's Micro-Dimpled finish pins offer affordable wear protection. This unique treatment process refines and compacts the pin's surface texture, making it harder and more durable. The improved surface texture allows more consistent lubrication, reducing friction and decreasing chances of wrist pin galling. Available in both our 5100 Chromoly and 9310 pins, these pins are perfect for every budget -and application.

- Strengthened surface structure
- More durable, harder and consistent finish
- Micro-Dimpling holds lubricant better
- 1 Micron surface finish
- Case hardened (computerized gas process)
- Gun drilled I.D.'s
- Weight tolerances +/- 1 gram
- Precision ground ends
- Available with chamfered ends for use with Wire Locks
- Straight wall design to reduce pin bore galling



Ceramic Micro-Dimpled pins - Chamfered - Chromoly

ID	Part Number	ID	Part Number	ID	Part Number	ID	Part Number	ID	Part Number
1470	W551-1500-12CP1C	8988	W787-1875-15CP1C	8987	W866-2000-12CP1C	3298	W905-2250-15CP1C	8769	W927-2750-18CP1C
231	W630-1650-13CP1C	1079	W787-2000-15CP1C	8986	W866-2000-15CP1C	3181	W927-2250-15CP1C	3185	W928-2750-15CP1C
6458	W669-1650-12CP1C	3495	W812-1875-15CP1C	8985	W866-2250-12CP1C	4703	W927-2250-18CP1C	3186	W945-2500-15CP1C
4294	W708-1850-15CP1C	1194	W827-2000-15CP1C	3299	W866-2250-15CP1C	3182	W927-2500-12CP1C		
1771	W708-2000-15CP1C	3603	W827-2250-16CP1C	3573	W866-2500-12CP1C	3183	W927-2500-15CP1C		
1831	W748-2000-15CP1C	3455	W827-2500-15CP1C	3575	W866-2500-15CP1C	3184	W927-2750-15CP1C		

Ceramic Micro-Dimpled pins - Non Chamfered - Chromoly

ID	Part Number	ID	Part Number	ID	Part Number	ID	Part Number
3521	W927-2500-15CP1S	3632	W927-2750-15CP1S	3581	W929-2750-15CP1S	3522	W990-2750-15CP1S

Ceramic Micro-Dimpled pins 9310 Steel - Chamfered

ID	Part Number	ID	Part Number	ID	Part Number	ID	Part Number	ID	Part Number
3443	W708-2350-18CP3C	3393	W866-2750-15CP3C	3201	W927-2500-15CP3C	3207	W928-2500-15CP3C	3187	W990-2930-22CP3C
4615	W787-2250-16CP3C	3525	W905-2500-15CP3C	575	W927-2750-15CP3C	3208	W928-2750-15CP3C	3188	W991-2930-15CP3C
4616	W827-2000-12CP3C	3197	W927-2000-11CP3C	3202	W927-2750-17CP3C	3401	W928-2950-17CP3C	3189	W991-2930-18CP3C
8989	W827-2250-16CP3C	3198	W927-2000-15CP3C	3203	W927-2950-15CP3C	3533	W929-2250-15CP3C	3190	W991-2930-20CP3C
3450	W866-2250-15CP3C	3199	W927-2250-13CP3C	4075	W927-2950-17CP3C	3474	W929-2750-15CP3C	3191	W991-2930-22CP3C
3296	W866-2250-17CP3C	372	W927-2250-15CP3C	3204	W928-2250-13CP3C	4308	W929-2750-17CP3C	3192	W992-2930-15CP3C
3297	W866-2250-18CP3C	3574	W927-2250-17CP3C	3205	W928-2250-15CP3C	4618	W929-2950-17CP3C	1367	W992-2930-18CP3C
3196	W866-2500-20CP3C	3200	W927-2500-13CP3C	3206	W928-2500-13CP3C	4137	W990-2930-18CP3C	3193	W992-2930-22CP3C

Ceramic Micro-Dimpled pins 9310 Steel - Non Chamfered

ID	Part Number	ID	Part Number	ID	Part Number	ID	Part Number	ID	Part Number
3209	W866-2500-15CP3S	429	W927-2750-15CP3S	3213	W928-2500-15CP3S	3216	W990-2930-15CP3S	3221	W991-2930-20CP3S
1195	W927-2250-15CP3S	3211	W927-2750-17CP3S	3214	W928-2750-15CP3S	1334	W990-2930-18CP3S	3222	W991-2930-22CP3S
974	W927-2500-13CP3S	3442	W927-2950-13CP3S	3589	W930-2750-15CP3S	3217	W990-2930-20CP3S	3223	W992-2930-15CP3S
3210	W927-2500-15CP3S	3212	W927-2950-15CP3S	3345	W990-2750-13CP3S	3219	W991-2930-15CP3S	3224	W992-2930-18CP3S
1418	W927-2750-13CP3S	3470	W927-2950-23CP3S	3215	W990-2750-15CP3S	3220	W991-2930-18CP3S	3225	W992-2930-22CP3S

Super Finish pins - Chamfered - Chromoly

ID	Part Number	ID	Part Number	ID	Part Number	ID	Part Number	ID	Part Number
9383	SF 927-2750-18CP1C	9782	SF927-2250-20CP1C	9385	SF927-2500-18CP1C	9784	SF927-2500-23CP1C	9384	SF927-2250-18CP1C
9386	SF927-2250-15CP1C	9785	SF927-2250-23CP1C	9783	SF927-2500-20CP1C	9786	SF927-2750-20CP1C		

X-990 - 2750 - 18CP3C

COATING WRIST PIN DIAMETER LENGTH WALL THICKNESS BRAND MATERIAL TYPE

PINS

EN39B Pins: >>>>

These high quality Nickel-Chrome-Moly carburizing steel pins for highly stressed applications are ISO 9000 and QS 9000 certified and statistical process control (SPC) is fully implemented throughout manufacturing.

- Precision ground ends with I.D. radius (not applicable on custom EN pins)
- 1300 MPa UTS
- 55 HRC surface hardness
- 100% Rockwell tested
- Case hardened (computerized gas process)
- Gun drilled I.D.'s with 3 stages of I.D. honing
- Precision ground ends with ID radius
- Coated with 2µm- Diamond-like-carbon-coating

EN39B Pins

ID	Part Number	ID	Part Number	ID	Part Number	ID	Part Number
6450	990-2930-20ENC	6452	990-2930-22ENC	6455	990-2930-24ENC	6454	990-2930-24ENS
6451	990-2930-20ENS	6453	990-2930-22ENS				

MISC PINS: >>>>

Chamfered for Wire Lock S

ID	Part Number	ID	Part Number	ID	Part Number	ID	Part Number
7648	S591-1650-13C	7646	S708-2000-15C	7645	S748-2000-15C	7644	S787-2000-15C
7647	S630-1650-13C						

4130 Bar Stock - Chamfered for Wire Lock T

ID	Part Number	ID	Part Number
10008	T551-1500-140C	8667	1094-3250-23CP3MT

Alcohol Pins

ID	Part Number
6970	1094-3250-23CPX

Diesel Pins

ID	Part Number	ID	Part Number
7541	1358-3155-285SWC	8642	1575-3155-400SWC

Top Fuel Pins

ID	Part Number	ID	Part Number	ID	Part Number	ID	Part Number
9276	1156-3155-CP34C	9398	1156-3300-BMC300	6557	1156-3300-CP33S	6556	1156-3400-CP34S

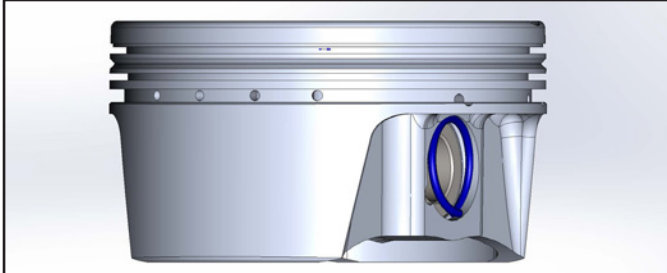
Pro Stock Pins

ID	Part Number
6812	866-2125-275-W460C



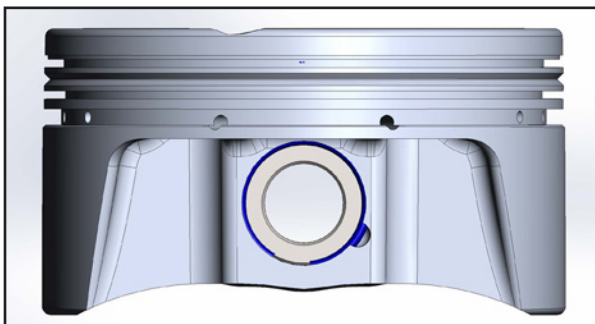
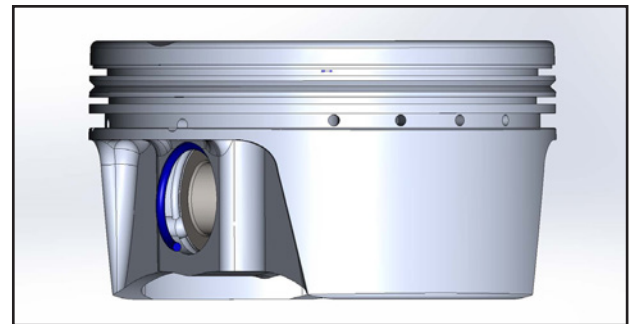
WIRE LOCK INSTALLATION INSTRUCTIONS: >>>>

Most performance pistons use a floating pin with removable locks, either round wire locks, spiral-wound locks or Kramm Locks. The most common lock is the round-wire lock (or Cir-Clips)



There are 2 locks per piston. Take one wire lock and locate the end in the lock groove in the piston pin hole at 90 degrees from the pick lock groove.

Using a stiff small bladed screwdriver gently press against the lock, pushing it into the groove in the piston. Keep your finger over the other side of the lock to keep it from coming out. Insert the tip into the pick lock groove while you wedge the lock into the groove. Take caution not to damage or kink the lock. With the lock in the piston groove, you need to make sure it is fully engaged.



Using a piston pin, simply slide the pin into the piston and push it against the lock, making sure the lock does not move. It is a good idea to press the pin against both sides of the wire lock to check engagement

Now install the connecting rod and the second lock. Seat the second lock in the same manner as the first. Just as a precaution, we recommend hitting each side of the wrist pin with the brass drift pin an additional time. Perform these functions on a cloth towel or soft rubber pad so no damage to the piston occurs.

Wire Locks:

Made from a High quality Carbon Spring Steel or Chrome Silicon based alloy. They are black Oxide coated, oil dripped and sealed to be non-corrosive.

Part Number	Part Number	Part Number	Part Number
591x040 AWL	748X050 SWL	866x073 SWL	1031x073 SWL
551x040 SWL	787x050 SWL	905x073 SWL	1094x073 AWL
630X050 SWL	787x063 SWL	927x073 SWL	
669X050 SWL	827x063 SWL	945x073 SWL	
708x050 SWL	866X063 SWL	990x073 SWL	

SURE-Lox Non-Rotating Wire Locks: >>>>

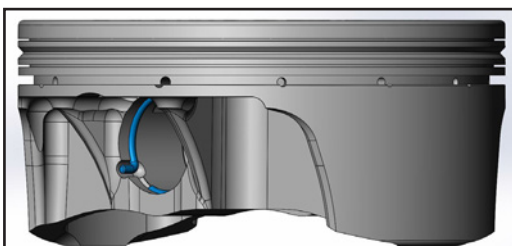
Are you tired of the time consuming task of installing conventional wire locks and damaging a perfectly good piston in the process? Well, no more with the KRAMM-Lox a non-rotating wire lock for pistons. "SURE-Lox" are able to withstand very heavy loads and high RPMs. They are designed to directly replace standard wire locks with no additional machining to the piston and "SURE-Lox" will not rotate in the lock groove even under extreme conditions. They are available in most wrist pin sizes. Kramm Lox installation tools make assembling much easier without deforming locks.

ID	Part Number	Pin Bore Dia	Thickness
7126	551x040 SLX	.551"	.040"
9478	551x047SLX	.551"	.047"
7127	591x040 SLX	.591"	.040"
7125	591x050 SLX	.591"	.050"
7128	630x050 SLX	.630"	.050"
7130	669x050 SLX	.669"	.050"
7132	708x050 SLX	.708"	.050"
7133	708x063 SLX	.708"	.063"
7134	748x050 SLX	.748"	.050"
7135	748x063 SLX	.748"	.063"
7136	787x050 SLX	.787"	.050"
7137	787x063 SLX	.787"	.063"
8167	812x063 SLX	.812"	.063"
7138	827x063 SLX	.827"	.063"
7139	866x063 SLX	.866"	.063"
7140	866x073 SLX	.866"	.073"
7235	905x073 SLX	.905"	.073"
7850	927x063 SLX	.927"	.063"
7142	927x073 SLX	.927"	.073"
7143	945x073 SLX	.945"	.073"
7144	990x073 SLX	.990"	.073"
7145	1031x073 SLX	1.031"	.073"
7146	1094x073 SLX	1.094"	.073"
8696	1094x083 SLX	1.094"	.083"
7479	1156x082 SLX	1.156"	.082"
7409	1358x082 SLX	1.358"	.082"
9252	1575x082 SLX	1.575"	.082"



Kramm-Lox Installation and Removal Tools: >>>>

ID	Part Number	Description
7147	KL 040	Tool for .040 SURE-Lox
7148	KL 050	Tool for .050 SURE-Lox
7149	KL 063	Tool for .063 SURE-Lox
7150	KL 073	Tool for .073 SURE-Lox
7171	KL- Clip	Replacement pin stopper for KRAMM/SURE-Lox tool
7811	KLT 050	Interchangeable Tip for .050 Sure-Lox
7812	KLT 059	Interchangeable Tip for .059 Sure-Lox
7813	KLT 063	Interchangeable Tip for .063 Sure-Lox
7814	KLT 073	Interchangeable Tip for .073 Sure-Lox
7830	KLT 083	Interchangeable Tip for .083 Sure-Lox
7816	KLT 3	Interchangeable Tip - All Purpose
7810	KLT 4090-L	KRAMM-Lox Interchangeable Install Tool w/2 Tips (.063 and .073)
7809	KLT 4090-S	KRAMM-Lox Interchangeable Install Tool w/2 Tips (.050 and .063)



Kramm-Lox Installation: Take the open end of the lock and place it into the lock groove, right at the pick lock groove, push down on the lock 180° from the pick lock groove to ensure it's engaged in the groove and top preload the lock.

Place the Kramm Lock tool on the "tail" of the lock and pull back on the tool to collapse the lock in on itself while moving the tool and "tail" of the lock into the pick lock groove until the lock is fully seated.

SPIRAL LOCK INSTALLATION INSTRUCTIONS: >>>>

The spiral lock is a thin clip that is shaped like a spring. The spiral lock is known for its excellent wrist pin retention ability.

First you should gently pull apart the spiral lock, resembling a coil. This will allow you to easily “walk” the lock in to the groove. Start a leading edge of a spiral lock at one of two places, 8 o’clock or 2 o’clock, then using a flathead mini screwdriver push the lock down into the groove and “walk” the lock around the hole until the entire lock is installed. See fig. 2, 3, 4 and 5.

Make sure the lock is sitting flat and bottomed out against the inside edge of the lock groove.

Next repeat the same procedure but start on the opposite side of where you started before. Walk the lock around again making sure it is securely locked into place. Please use caution and make sure the lock is flush all the way around. Sometimes the lock is damaged during installation or debris gets into the groove and the lock does not properly seat, leading to engine failure. It is very important to check all locks once they have been installed and once again a final time when the engine is being assembled.



CP-CARRILLO Pistons include double Spiral locks with some off-the-shelf pistons. Most shelf pistons that are designed to use Spiral locks utilize 2 per side (4 per piston). For instance, an 8 cylinder motor would come with 32 Spiral Locks whereas a 4 cylinder would only come with 16. Wire locks only require one per side (2 per piston).

Warning: Do not overstretch Spiro Locks and do not reuse Spiro Locks!

SPIRAL LOCKS

Made from high quality Carbon Steel and pre-tempered with uniform circular grain mirco structure. Glued, oil dipped and sealed to be non-corrosive.

Part Number	Part Number	Part Number
750x042 CSL	927x042 CSL	990X073 CSL
812x042 CSL	927x073 CSL	1031x050 CSL
866x042 CSL	927x073 ESL	1094x050 CSL
875x042 CSL	990x042 CSL	
892x042 CSL	990x072 CSL	

CP-Carrillo stock oil ring support rails in popular bore sizes. Allows High wrist pin locations used with stroker cranks or long rods. Custom made to CP-Carrillo's specifications. Install under oil ring assembly with dimple facing down in wrist pin area. Preset Tension and end gap when used with CP Pistons.

ID	Part Number	Rail	Bore
2556	Rails 3070	.125"	3.070"
2557	Rails 3110	.126"	3.110"
2558	Rails 3149	.126"	3.149"
2559	Rails 3189	.126"	3.189"
2560	Rails 3228	.126"	3.228"
2561	Rails 3267	.126"	3.267"
2562	Rails 3307	.126"	3.307"
2563	Rails 3346	.126"	3.346"
2564	Rails 3386	.126"	3.386"
2565	Rails 3425	.126"	3.425"
3606	Rails 3465	.126"	3.465"
2566	Rails 3504	.126"	3.504"
2567	Rails 3543	.126"	3.543"
2568	Rails 3622	.126"	3.622"
2569	Rails 3700	.126"	3.700"
7314	Rails 3740	.126"	3.740"
3608	Rails 3780	.126"	3.780"
605	Rails 3810	.175"	3.810"
9373	Rails 3810-125	.125"	3.810"
604	Rails 3905	.175"	3.905"
4919	Rails 3905-125	.126"	3.905"
3607	Rails 3937	.126"	3.937"
311	Rails 4000	.175"	4.000"
4920	Rails 4000-125	.126"	4.000"
312	Rails 4030	.175"	4.030"
4921	Rails 4030-125	.126"	4.030"
313	Rails 4060	.175"	4.060"
4915	Rails 4060-125	.126"	4.060"
314	Rails 4080	.175"	4.080"
315	Rails 4100	.175"	4.100"
316	Rails 4125	.175"	4.125"
4916	Rails 4125-125	.126"	4.125"
458	Rails 4135	.175"	4.135"

ID	Part Number	Rail	Bore
4917	Rails 4135-125	.126"	4.135"
317	Rails 4155	.175"	4.155"
4918	Rails 4155-125	.126"	4.155"
318	Rails 4180	.175"	4.180"
319	Rails 4250	.195"	4.250"
320	Rails 4280	.195"	4.280"
321	Rails 4310	.195"	4.310"
322	Rails 4350	.195"	4.350"
323	Rails 4440	.195"	4.440"
324	Rails 4500	.195"	4.500"
325	Rails 4530	.195"	4.530"
459	Rails 4560	.195"	4.560"
326	Rails 4600	.195"	4.600"
3975	Rails 4675	.195"	4.675"
4624	Rails 4750	.206"	4.750"
2055	Rails 4750-150	.150"	4.750"
4625	Rails 4780	.206"	4.780"
3281	Rails RBC-4000	.157"	4.000"
3282	Rails RBC-4030	.157"	4.030"
3283	Rails RBC-4060	.157"	4.060"
9340	Rails RBC-4080	.158"	4.080"
3288	Rails RBC-4125	.157"	4.125"
3289	Rails RBC-4135	.157"	4.135"
3290	Rails RBC-4155	.157"	4.155"
3291	Rails RBC-4180	.157"	4.180"
9344	Rails RBC-4220	.158"	4.220"
9341	Rails RBC-4250	.158"	4.250"
9342	Rails RBC-4280	.158"	4.280"
9343	Rails RBC-4310	.158"	4.310"
3284	Rails RBC-4500	.157"	4.500"
3285	Rails RBC-4530	.157"	4.530"
3286	Rails RBC-4560	.157"	4.560"
3287	Rails RBC-4600	.157"	4.600"

BUTTONS:



Your CP Pistons can be ordered to accept these high quality pin buttons in place of Wire or Spiral Locks.

- Custom made to fit your individual application
- Heat treated bar stock to ensure durability and wear resistance
- 100% machined and precision deburred
- Available for all bore sizes, pin lengths and pin diameters



The fastener system of a high performance connecting rod is most likely the most critical unit of the assembly. As a result it is important that the fastener is installed per instructions and with recommended lube. CP-Carrillo has over fifty years of experience of working with what have become the most recognized fasteners in the connecting rod industry. Much of this has come from experience which has been tested and validated repeatedly.

Each CP-Carrillo fastener design is based on a known yield load. During linear stretch of the bolt this load should never be reached. The recommended stretch value is 80% of yield load calculated in a tension – torque diagram.

Torque figures are the more commonly used method for tightening fasteners, however this is not CP-Carrillo's preferred method and we will explain why. Torque is affected by numerous variables, all of which can alter the true preload figure you are trying to attain. Particularly, the lube utilized, the condition of the threads, the spot face, dimensional integrity, as well as other variables have an effect. Nearly all of these elements are alleviated if the assembler uses a "stretch" method. CP-Carrillo found that the consistency of high quality fasteners offers the least deviation when using the stretch method, with the result that the fastener will exhibit proper preload using designated stretch.

CP-Carrillo pays close attention to the above mentioned variables. Dimensional integrity is foremost – the qualities of the fasteners have set the standard in the industry and we have continually looked at improved lubrication. The results of this continued effort is a new, improved lubrication for the fasteners. This is still molybdenum based lubrication grease, but with enhanced properties. This product offers an improved clamp load repeatability, greater resistance to high pressure and temperature (range -22F to 1200F), and no oil contamination. The coefficient of friction stays unchanged, even after several bolt re-tightening and loosening processes.

The implementation of this new lube is simply another example of CP-Carrillo's efforts to continue to offer the finest connecting rod in the industry.

"Rather than simply offer instruction details we feel that if engine assemblers fully understand the dynamics of the fastener, successful implementation is achieved".

FASTENER INSTALLATION INSTRUCTIONS: >>>>

The CP-CARRILLO connecting rod is a precision, high strength, quality connecting rod, which when properly installed and maintained, will perform flawlessly in today's racing and high performance internal combustion engines. We would like to offer some suggestions and specifications that should be helpful in your installation:

Steel Rods: All bolts should be lubricated under the heads as well as on the threads. We recommend the bolt lube included for STEEL RODS, or as an alternative, molybdenum base paste mixed with engine oil. The preferred method to torque the bolt is by using the stretch figure listed in the table below. In order to check bolt stretch, simply fixture one rod, leaving the cap portion free from clamping load. Measure both bolt lengths loose, and then progressively tighten the bolt until the measured increase in length correlates with the figures below.

Assemble cap to beam, slightly tightening the bolt by hand and simultaneously assuring that the large chamfer on the rod faces the crankshaft cheek. The final torque should be completed in one full motion. Use the indicated torque reading to tighten all the connecting rods in final assembly. We advise AGAINST using an impact gun to start bolts and please use caution not to cross threads.



STEEL ROD FASTENER STRETCH RECOMMENDATIONS:

THREAD	TYPE	HEAD MARKING	STRETCH RECOMMENDED ENGLISH	STRETCH RECOMMENDED METRIC	TORQUE NOT TO EXCEED	TORQUE NOT TO EXCEED METRIC
1/4-28	CARR	S4	0.0040 in to 0.0050 in	0.100 to 0.127	215inlb	24 NM
1/4-28	CARR	S41	0.0030 in to 0.0040 in	0.075 to 0.100	250inlb	28 NM
5/16-24	WMC	H5	0.0040 in to 0.0060 in	0.100 to 0.150	30 ftlb	41 NM
5/16-24	CARR	S5	0.0050 in to 0.0070 in	0.130 to 0.180	40 ftlb	54 NM
3/8-24	WMC	H6	0.0050 in to 0.0065 in	0.130 to 0.160	40 ftlb	54 NM
3/8-24	CARR	S6	0.0050 in to 0.0070 in	0.130 to 0.180	58 ftlb	79 NM
3/8-24	WMC	H61	0.0055 in to 0.0070 in	0.140 to 0.180	58 ftlb	79 NM
3/8-24	CARR	S61	0.0055 in to 0.0070 in	0.140 to 0.180	58 ftlb	79 NM
3/8-24	CARR	S6-x-xxx-PS	0.0065 in to 0.0080 in	0.165 to 0.250	58 ftlb	79 NM
7/16-20	WMC	H7	0.0050 in to 0.0070 in	0.130 to 0.180	75 ftlb	102 NM
7/16-20	CARR	S7	0.0050 in to 0.0070 in	0.130 to 0.180	100 ftlb	136 NM
7/16-20	WMC	H71	0.0050 in to 0.0070 in	0.130 to 0.180	75 ftlb	102 NM
7/16-20	CARR	S71	0.0040 in to 0.0060 in	0.100 to 0.150	100 ftlb	136 NM
M8 x 1.0	WMC	HM8	0.0040 in to 0.0055 in	0.100 to 0.140	20 ftlb	27 NM
M8 x 1.0	CARR	SM8	0.0045 in to 0.0060 in	0.110 to 0.150	32 ftlb	43 NM
M8 x 1.0	CARR	SM81	0.0040 in to 0.0055 in	0.100 to 0.150	32 ftlb	43 NM
M9 x 1.0	WMC	HM9	0.0045 in to 0.0060 in	0.110 to 0.150	40 ftlb	54 NM
M9 x 1.0	CARR	SM9	0.0045 in to 0.0060 in	0.110 to 0.150	40 ftlb	54 NM
M10 x 1.0	WMC	HM10	0.0045 in to 0.0060 in	0.110 to 0.150	62 ftlb	84 NM
M10 x 1.0	CARR	SM10	0.0050 in to 0.0070 in	0.130 to 0.180	72 ftlb	98 NM
M10 x 1.0	CARR	SM10PS	0.0050 in to 0.0070 in	0.130 to 0.180	72 ftlb	98 NM

DO NOT MAGNAFLUX CP-CARRILLO CONNECTING RODS WITH BOLTS INSTALLED

Clearances: Bearing clearances are dictated primarily by the bearing, not by the housing bore of the connecting rods. The connecting rod bore determines crush. Bearing clearances vary as to the application, diameter of the journal and bearing design. An approximate factor would be .001 per 1.000" diameter of crankshaft pin measured at the crown of the bearing surface.

Wrist pin to bushing clearance is variable per diameter as well. The following is a reference scale:

STEEL RODS CLEARANCE

WRIST PIN DIAMETER	CLEARANCE	MAXIMUM CLEARANCE
.500 to 0.750"	.0010"	.0016"
.751 to 1.094"	.0012"	.0020"

Prior to disassembly of the connecting rod, number the connecting rod and matching cap. DO NOT use a metal stamp.



FASTENERS

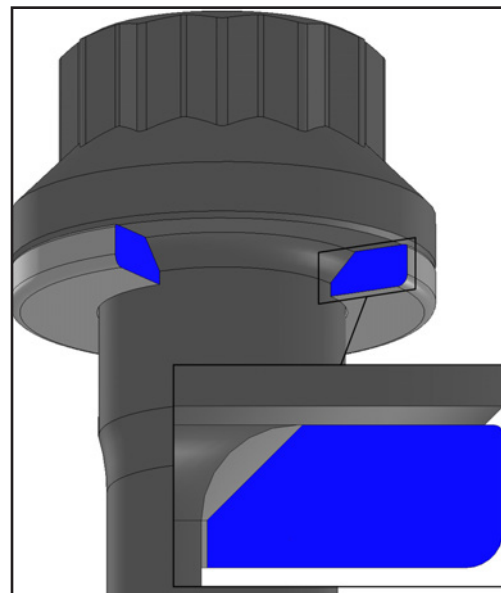
Aluminum Rods: In a clean work area, disassemble the cap from the rods and clean all parts thoroughly. All bolts should be lubricated under the heads, on the threads as well as both sides of the washer and the washer area in the cap. We recommend using only a high quality racing motor oil during assembly. Install washers on bolts with bevel towards bolt head.

The preferred method to torque the bolt is by using the stretch figure listed in the table below. In order to check bolt stretch, simply fixture one rod, leaving the cap portion free from clamping load.

Measure both bolt lengths loose, and then tighten the bolt until the measured increase in length correlates with the figures below, final torque should be completed in one full motion.

Use the indicated torque reading to tighten all the connecting rods in final assembly.

We advise **AGAINST** using an impact gun to start bolts and please use caution not to cross threads.



ALUMINUM ROD FASTENER STRETCH RECOMMENDATIONS: >>>>

THREAD	TYPE	HEAD MARKING	STRETCH RECOMMENDED ENGLISH	STRETCH RECOMMENDED METRIC	APPROX TORQUE
3/8-24	WMC	H6AL	0.0070 in to 0.0090 in	0.180 to 0.230	85 ftlb
7/16-20	WMC	H7AL	0.0065 in to 0.0085 in	0.162 to 0.214	100 ftlb
7/16-20	WMC	H7AL-1	0.0065 in to 0.0085 in	0.162 to 0.214	100 ftlb
7/16-20	WMC	H7AL-2	0.0065 in to 0.0085 in	0.162 to 0.214	100 ftlb
7/16-20	WMC	H7AL-3	0.0065 in to 0.0085 in	0.162 to 0.214	100 ftlb
7/16-20	WMC	H7AL-4	0.0055 in to 0.0075 in	0.140 to 0.191	100 ftlb

Before handling, read product and safety data sheets for safe use, physical and health hazard information. CP-Carrillo lubricant is available in 36oz cans as well.

ALUMINUM ROD CLEARANCES: >>>>

Bearing Clearance.....	0.003-0.006"
Rod side clearance.....	0.018-0.060"
Wrist Pin Clearance.....	0.0007-0.0012"
Minimum Rotating clearance to block & cam or piston.....	.060"



FASTENERS

FASTENER PART NUMBERS:



ID	Part Number	Description
7254	BLT-CARR4-1	1/4 x 28 CARR Bolt 1.100UHL S41 Head Marking
5619	BLT-CARR4	1/4 x 28 CARR Bolt 1.400UHL S4 or CARR4 Head Marking
5630	BLT-WMC5	5/16 x 24 WMC Bolt 1.500UHL H5 or WMC5 Head Marking
5620	BLT-CARR5	5/16 x 24 CARR Bolt 1.500UHL S5 or CARR5 Head Marking
7873	BLT-WMC6-1	3/8 x 24 WMC Bolt 1.400UHL H61 Head Marking
5631	BLT-WMC6	3/8 x 24 WMC Bolt 1.600UHL H6 or WMC6 Head Marking
7255	BLT-CARR6-1	3/8 x 24 CARR Bolt 1.400UHL S61 Head Marking
5623	BLT-CARR6	3/8 x 24 CARR Bolt 1.600UHL S6 or CARR6 Head Marking
6762	BLT-CARR6-PS	3/8 x 24 CARR Bolt 1.600UHL Pro Series S6 Head Marking with PS after Lot Number
5634	BLT-WMC7-1	7/16 x 20 WMC Bolt 1.600UHL H71 or WMC7-1 Head Marking
5633	BLT-WMC7	7/16 x 20 WMC Bolt 1.750UHL H7 or WMC7 Head Marking
7256	BLT-CARR7-1	7/16 x 20 CARR Bolt 1.600UHL S71 Head Marking
5625	BLT-CARR7	7/16 x 20 CARR Bolt 1.760UHL S7 or CARR7 Head Marking
5635	BLT-WMC8M	8mm x 1 WMC Bolt 1.500UHL HM8 Head Marking
5627	BLT-CARR8M-1	8mm x 1 CARR Bolt 1.300UHL 0.265 Head Height SM81 Head Marking
7075	BLT-CARR8M-2	8mm x 1 CARR Bolt 1.300UHL 0.325 Head Height SM82 Head Marking
5626	BLT-CARR8M	8mm x 1 CARR Bolt 1.500UHL SM8 Head Marking
5636	BLT-WMC9M	9mm x 1 WMC Bolt 1.600UHL HM9 Head Marking
5628	BLT-CARR9M	9mm x 1 CARR Bolt 1.600UHL SM9 Head Marking
5629	BLT-WMC10M	10mm x 1 WMC Bolt 1.600UHL HM10 Head Marking
5637	BLT-CARR10M	10mm x 1 CARR Bolt 1.600UHL SM10 Head Marking
7717	BLT-CARR10M-PS	10mm x 1 CARR Bolt 1.600UHL Pro Series SM10PS Head Marking
9100	BLT-H6AL	3/8 x 24 WMC Bolt for Aluminum Rod 1.900UHL 0.590 O.D. Head H6AL Head Marking
6511	BLT-H7AL	7/16 x 20 WMC Bolt for Aluminum Rod 2.000UHL 0.750 O.D. Head H7AL Head Marking
7114	BLT-H7AL-1	7/16 x 20 WMC Bolt for Aluminum Rod 2.000UHL 0.650 O.D. Head H7AL-1 Head Marking
7817	BLT-H7AL-3	7/16 x 20 WMC Bolt for Aluminum Rod 2.250UHL 0.750 O.D. Head H7AL-3 Head Marking
9119	BLT-H7AL-4	7/16 x 20 WMC Bolt for Aluminum Rod 1.850 UHL 0.650 O.D. Head H7AL-4 Head Marking
8649	BLT-Gauge	Rod Bolt Stretch Gauge with 0.001" dial indicator



BOLT ALIGNMENT SLEEVES

ID	Part Number	Description
ID	Part Number	Description
5685	SLV-CM-10M	10mm Bolts
5686	SLV-CM-312x250	1/4" Bolts
5687	SLV-CM-375x312	5/16" & 8mm Bolts
5688	SLV-CM-437x375	3/8" Bolts
5689	SLV-CM-500x437	7/16" Bolts
5692	SLV-CM-688x448	7/16" Bolts in Angle Cap Diesel Rods
5691	SLV-CM-9M	9mm Bolts

BUSHINGS



CP-Carrillo's bushings are generally manufactured from Aluminum/ Silicon/ Bronze. As a custom connecting rod manufacturer we also offer a variety of other material such as Nickel/Tin/Copper and Beryllium Copper. In special and limited applications CP-Carrillo offers the option to run rods without bushings. This option requires the use of a special coated pin. Please consult our technical sales engineers for application information.

ID	Size	Material	Part Number	ID	Size	Material	Part Number
5650	630x500x1000	Standard Bushing	BSH-SB-630x500x1000	5974	940x850x1000	Toughmet Bushing	BSH-TM-940x850x1000
5651	630x560x1000	Standard Bushing	BSH-SB-630x560x1000	5673	940x850x1060	Standard Bushing	BSH-SB-940x850x1060
5652	700x615x1000	Standard Bushing	BSH-SB-700x615x1000	7652	940x850x1200	Standard Bushing	BSH-SB-940x850x1200
7071	700x615x590	Standard Bushing	BSH-SB-700x615x590	5674	974x760x1060	Standard Bushing	BSH-SB-974x760x1060
5653	750x615x1000	Standard Bushing	BSH-SB-750x615x1000	5641	974x800x1125	BeCu	BSH-BC-974x800x1125
5654	750x660x1000	Standard Bushing	BSH-SB-750x660x1000	5683	974x800x1125	Toughmet Bushing	BSH-TM-974x800x1125
5660	750x685x1000	Standard Bushing	BSH-SB-750x685x1000	5675	974x850x1000	Standard Bushing	BSH-SB-974x850x1000
5639	774x685x1000	BeCu	BSH-BC-774x685x1000	5676	974x850x1060	Standard Bushing	BSH-SB-974x850x1060
5661	812x615x1000	Standard Bushing	BSH-SB-812x615x1000	5677	974x900x1000	Standard Bushing	BSH-SB-974x900x1000
5662	812x660x1000	Standard Bushing	BSH-SB-812x660x1000	5678	974x900x1060	Standard Bushing	BSH-SB-974x900x1060
5663	812x735x1000	Standard Bushing	BSH-SB-812x735x1000	5679	974x900x1125	Standard Bushing	BSH-SB-974x900x1125
7070	812x735x710	Standard Bushing	BSH-SB-812x735x710	7472	974x922x1060	Standard Bushing	BSH-SB-974x922x1060
5664	850x700x1000	Standard Bushing	BSH-SB-850x700x1000	9662	990x850x1125	BeCu	BSH-BC-990x850x1125
7187	850x750x1000	BeCu	BSH-BC-850x750x1000	5680	990x900x1000	Standard Bushing	BSH-SB-990x900x1000
5665	850x750x1000	Standard Bushing	BSH-SB-850x750x1000	5681	990x900x1125	Standard Bushing	BSH-SB-990x900x1125
7820	850x750x1200	Standard Bushing	BSH-SB-850x750x1200	5642	1038x850x1125	Standard Bushing	BSH-SB-1038x850x1125
6974	880x660x1000	BeCu	BSH-BC-880x660x1000	5643	1038x960x1125	Standard Bushing	BSH-SB-1038x960x1125
5640	880x660x1125	BeCu	BSH-BC-880x660x1125	5644	1050x960x1250	Standard Bushing	BSH-SB-1050x960x1250
5682	880x660x1125	Toughmet Bushing	BSH-TM-880x660x1125	5975	1100x900x1050	Standard Bushing	BSH-SB-1100x900x1050
5666	880x700x1000	Standard Bushing	BSH-SB-880x700x1000	5645	1100x960x1250	Standard Bushing	BSH-SB-1100x960x1250
5667	880x750x1000	Standard Bushing	BSH-SB-880x750x1000	5646	1150x960x1250	Standard Bushing	BSH-SB-1150x960x1250
5668	880x800x1000	Standard Bushing	BSH-SB-880x800x1000	5647	1200x960x1250	Standard Bushing	BSH-SB-1200x960x1250
5669	880x800x1200	Standard Bushing	BSH-SB-880x800x1200	9743	1250-1140-1600	Standard Bushing	BSH-SB-1250-1140-1600
7124	880x800x785	Standard Bushing	BSH-SB-880x800x785	5649	1464x1250x1600	Standard Bushing	BSH-SB-1464x1250x1600
5670	940x760x1000	Standard Bushing	BSH-SB-940x760x1000	7686	1468x1250x1600	Standard Bushing	BSH-SB-1468x1250x1600
5671	940x760x1060	Standard Bushing	BSH-SB-940x760x1060	7496	1677x1500x1600	Standard Bushing	BSH-SB-1677x1500x1600
7595	940x850x1000	BeCu	BSH-BC-940x850x1000	10057	6.0 & 6.7 Powerstroke	Mahle	BSH-MA-223-3671
5672	940x850x1000	Standard Bushing	BSH-SB-940x850x1000	9263	Cummins 5.9 & 6.7	Mahle	BSH-MA-223-3718
5974	940x850x1000	Toughmet Bushing	BSH-TM-940x850x1000	9262	Duramax 6.6	Mahle	BSH-MA-223-3729



CP-Carrillo proudly supplies Cometic Gaskets, Cometic gaskets are made in the U.S.A. with materials manufactured on American soil. CP-Carrillo offers Individual MLS head gaskets and gasket kits that are available for Domestic, Import Automotive and Powersport Markets. The Cometic Performance Gasket Line is perfect choice for today's engines that are producing more horsepower, and higher cylinder pressure.



AUTOMOTIVE: >>>>

AUDI / VW

Part #	ID	Description
C4558-051	7979	1.8L 20 Valve 81-82mm .051"MLS
C4559-051	7980	1.8L 20 Valve 82.5-83mm .051"MLS
C4541-051	7972	2.0L TFSI 82.5-83.5mm .051"MLS

ACURA / HONDA

Part #	ID	Description
C4182-030	7922	B16A 84.5-85mm .030"MLS
C4231-030	7934	B16A or B18 Block w/B16A or B18C Head 81mm .030"MLS
C4237-030	7939	B16A or B18 Block w/B16A or B18C Head 81mm .030"MLS
C4232-030	7935	B16A or B18 Block w/B16A or B18C Head 81.5mm .030"MLS
C4236-030	7938	B16A or B18 Block w/B16A or B18C Head 81.5mm .030"MLS
C4191-030	7927	B16A or B18 Block w/B16A or B18C Head 82mm .030"MLS
C4192-030	7928	B16A or B18 Block w/B16A or B18C Head 83mm .030"MLS
C4188-030	7925	B16A, B20 or Sleeved B18 Block w/B16A or B18C Head 84mm .030"MLS
C4168-030	7921	B18 Block w/B16A or B18C Head 82mm .030"MLS
C4189-030	7926	B18 Block w/B16A or B18C Head 83mm .030"MLS
C4238-030	7940	B18A1/B1 81mm .030"MLS
C4239-030	7941	B18A1/B1 81.5mm .030"MLS
C4193-030	7929	B20 or Sleeved B18 Block w/B16A or B18C Head 84mm .030"MLS
C4194-030	7930	B20 or Sleeved B18 Block w/B16A or B18C Head 85mm .030"MLS
C4241-030	7942	B20 or Sleeved B18 Block w/B16A or B18C Head 84.5mm .030"MLS
C4117-030	7913	D16A6 75-75.5mm .030"MLS
C4251-030	7944	D16Z6, D16Y7 & D16Y8 75-75.5mm .030"MLS
C4195-030	7931	D16Z6 or D16Y8 76mm .030"MLS
C4335-030	7963	F20C & F22C 87-89mm .030"MLS
C4335-040	10262	F20C & F22C 87-89mm .040"MLS
C4252-030	7946	H22 87mm .030"MLS
C4255-030	7945	H22 87mm .030"MLS
C4253-030	7933	H22 87.5-88mm .030"MLS
C4198-030	7932	H22 (sleeved block only) 87.5-88mm .030"MLS
C4185-030	3644	H22 (sleeved block only) 89mm .030"MLS
C4254-030	3645	H22 89mm .030"MLS
H1119SP2030S	8010	H22 90mm .030"
H1475SP1030S	8011	H22 90mm .030"
C4553-040	7978	H23 (sleeved block only) 87.5mm .040"MLS
C4312-030	7954	K20 or K24 87.5-88mm .030"MLS
C4313-030	8978	K20 or K24 89mm .030"MLS
C4313-040	7955	K20 or K24 89mm .040"MLS
C4550-030	7975	NSX C30A 90-91mm .030"MLS
C4551-030	7976	NSX C32B / C30A 93mm .030"MLS
C4277-030	7948	NSX C32B 93.5mm .030"MLS

GASKETS

CHEVROLET

Part #	ID	Description
C5269-040	8922	Small Block Chevy 4.060 bore .040
C5249-040	8923	Small Block Chevy 4.200 bore .040
C5249-051	9099	Small Block Chevy 4.200 bore .051
C5329-040	8919	Big Block Chevy 4.375 bore .040
C5330-040	8920	Big Block Chevy 4.540 bore .040
C5331-040	8921	Big Block Chevy 4.630 bore .040
C5331-051	9095	Big Block Chevy 4.630 bore .051

GM

Part #	ID	Description
C5751-051	8927	GM LS 4.060 bore .051
C5317-051	8928	GM LS 4.130 bore .051
C5882-040	8929	Duramax 4.100 bore .040 Right Side
C5883-040	8930	Duramax 4.100 bore .040 Left Side

CHRYSLER

Part #	ID	Description
C5876-040	8926	6.1 Hemi 4.100 bore .040

DODGE NEON

Part #	ID	Description
C4548-030	7973	SRT4 87.5-88.5mm .030"MLS
C4549-030	7974	SRT4 90mm .030"MLS

FORD

Part #	ID	Description
C5843-018	7994	Duratec 2.0L & 2.3L Non variable valve timing 87.5-89.5mm .018"MLS
C5512-040	8924	Small Block Ford 4.060 bore .040
C5517-040	8925	Small Block Ford 4.200 bore .040
C5957-030	9125	BA FALCON 4L 2002-UP 93MM, .030" MLS - BARRA ENGINE

MAZDA

Part #	ID	Description
C4560-040	7981	BP 1.8L 83mm .040"MLS
C4568-040	7982	BP 1.8L 83.5-84mm .040"MLS
C4481-030	7968	DISI MZR 2.3L 87.5-89mm .030"MLS

MINI COOPER

Part #	ID	Description
C4308-027	7952	Tritec 1.6L & Peugeot 207/207 RC/308 GTI EP6CDT/DTS/DTX 77-78mm .027"MLS

MINI COOPER

Part #	ID	Description
C4233-051	7936	4G63 Gen 1 & Gen 2 85-85.5mm .051"MLS
H1528SPA051S	7996	4G64 / EVO VIII 87.5mm .051"
C4591-051	7990	4G64 / EVO VIII 87mm .051"MLS
C4243-051	7943	6G72T 3000GT TT 91.94mm .051"MLS
C4156-051	7918	EVO 4-8 85.5-86mm .051"MLS
C4157-051	7919	EVO 4-8 85mm .051"MLS
C4483-044	7969	4B11T / EVO X 86-88mm .044"MLX
C4484-044	7970	4B11T / EVO X 90mm .044"MLX

GASKETS

NISSAN

Part #	ID	Description
C4480-051	7967	CA18DET 83-85mm .051"MLS
C4285-040	7950	KA24E/KA24DE 89-89.5mm .040"MLS
C4318-051	7958	RB25DET 86.5-87mm .051"MLS
C4317-051	7957	RB25DET 86mm .051"MLS
C4320-051	7960	RB26DETT 86.5-87mm .051"MLS
C4319-051	7959	RB26DETT 86-87mm .051"MLS
C4323-051	8008	RB30DETT 86.5-87mm .051"MLS
C4322-051	7961	RB30DETT 86mm .051"MLS
C4575-030	8018	SR20DE/DET 86-87mm .030"MLS
C4324-045	8017	SR20DE/DET 86-87mm .045"MLS
C4543-040	8015	SR20DE/DET 86.5-87.5mm .040"MLS
C4576-045	8016	SR20DE/DET 86.5-87.5mm .045"MLS
C4130-030	7914	SR20DE/DET 88-88.5mm .030"MLS
H3694SP5040S	7917	SR20DE/DET 88-90mm .040"
H2039SP1045S	7915	SR20DE/DET 88-90mm .045"
C4283-045	7916	SR20DE/DET 88mm .045"MLS
H1106SP1030S	8012	SR20DE/DET 90mm .030"
H1796SP2045S	3635	SR20DE/DET 90mm .045"
C4600-040	7991	SR20VE/VET 86-87mm .040"MLS
C4601-040	7992	SR20VE/VET 88mm .040"MLS
H1794SP1040S	7997	SR20VE/VET 89.5-90mm .040"
C4346-045	7966	VG30DE/DETT 87.5-88mm .045"MLS
C4345-030	3638	VQ35DE & VQ35HR 95.5-96mm .030"MLS
C4361-030	3639	VQ35DE & VQ35HR 95.5-96mm .030"MLS
C4572-032	7983	VR38DETT 95.5-100mm .032"MLX LHS
C4573-032	7984	VR38DETT 95.5-100mm .032"MLX RHS

PEUGEOT

Part #	ID	Description
C4308-027	7952	207/207 RC/308 GTI EP6CDT/DTS/DTX 77-78mm .027"MLS

SUBARU

Part #	ID	Description
C4261-040	9231	EJ20GN Turbo 93mm .040"MLS
C4578-032	7985	EJ25 DOHC 100-101mm .032"MLX
C4587-032	7986	EJ257 WRX STI 99.5-101mm .032"MLX
C4587-040	9299	EJ257 WRX STI 99.5-101mm .040"MLX
C4588-032	7987	4U-GSE 86-89.5mm .032"MLX
C4588-040	9400	4U-GSE 86-89.5mm .040"MLX
C4589-032	7988	4U-GSE 86mm .032"MLX
C4589-040	9401	4U-GSE 86mm .040"MLX
C4590-041	7989	EJ20 WRX 92-93.5mm .041"MLX

TOYOTA

Part #	ID	Description
C4276-051	3993	2JZGTE 86-87mm .051"MLS
H1330SP5051S	7995	2JZGTE 87.5mm .051"
C4314-040	7956	3SGTE 86-87mm .040"MLS
C4166-040	7920	4AG 16V 81.5-82mm .040"MLS
C4605-040	7993	4AG 20V 81.5-83mm .040"MLS
C4278-051	7949	7MGTE 83-84mm .051"MLS
C4589-032	7988	FA20 86mm .032"MLX
C4589-040	9401	FA20 86mm .040"MLX
C4588-032	7987	FA20 86-89.5mm .032"MLX
C4588-040	9400	FA20 86-89.5mm .040"MLX
C4507-027	7971	2AZFE 88.5-89mm .027"MLS
H2956SP1051	9807	90-07 Supra 1JZ 87mm bore .051" thick

GASKETS


POWERSPORT: >>>>

CAN-AM

Part #	ID	Description
C3266-HB	4802	2008-2012 Can-Am DS450 97mm top end gasket set

HONDA

Part #	ID	Description
C3171	5793	2007-2012 CF150R 68mm bore top end gasket set
C3187	4325	2007-2012 CRF150R 66mm bore top end gasket set
C7185	2922	2004-2009 CRF250R 78mm bore top end gasket set
C7185-EST	5807	2004-2009 CRF250R 78mm bore top end gasket set
C7189	5808	2004-2009 CRF250R 81mm bore top end gasket set
C3401	6094	2010-2013 CRF250R 79mm bore top end gasket set
C3288	5139	2010-2017 CRF250R 76.8mm bore top end gasket set
C3288-EST	5802	2010-2017 CRF250R 76.8mm bore top end gasket set
C3289	6145	2010-2017 CRF250R 79mm bore top end gasket set
C7845	2915	2002-2007 CRF450R 96mm bore top end gasket set
C7849	2916	2002-2007 CRF450R 99mm bore top end gasket set
C3077	5782	2002-2008 CRF450R 100mm top end gasket set
C3047	4324	2002-2008 CRF450R 96mm bore top end gasket set
C3047-EST	4104	2002-2008 CRF450R 96mm bore top end gasket set
C3049	5780	2002-2008 CRF450R 99mm top end gasket set
C3134	5042	2005-2007 CRF450X 96mm bore top end gasket set
C3134-EST	4561	2005-2007 CRF450X 96mm bore top end gasket set
C3270	4708	2009-2016 CRF450R 96mm top end gasket set
C3270-EST	4866	2009-2016 CRF450R 96mm top end gasket set
C3275	4709	2009-2016 CRF450R 98mm top end gasket set
C3621	9975	2017 CRF450R 96mm bore top end gasket set
C7906	5811	1985-1992 TRX250 1992-2005 TRX300EX 78mm bore top end gasket set
C7143	5805	1992-2009 TRX 300EX 75mm top end gasket set
C7825	3111	1996-2016 TRX400EX, 1996-2009 XR400R 85mm top end gasket set
C7826	3112	1996-2016 TRX400EX, 1996-2009 XR400R 89mm top end gasket set
C3079	4744	2004-2005 TRX450R 100mm bore top end gasket set
C7877	4326	2004-2005 TRX450R 94mm top end gasket set
C7878	6116	2004-2005 TRX450R 96mm bore top end gasket set
C3053	3029	2004-2005 TRX450R 97mm bore top end gasket set
C7201	3110	2004-2005 TRX450R 97mm top end gasket set
C3044	3128	2004-2005 TRX450R 98mm bore top end gasket set
C3156	5791	2006-2015 TRX450R 100mm top end gasket set
C3139	4327	2006-2015 TRX450R 96mm top end gasket set
C3139-EST	3677	2006-2015 TRX450R 96mm top end gasket set
C3141	5788	2006-2015 TRX450R 98mm top end gasket set
C7211	2908	1988-2000 XR600 101mm top end gasket set
C3286	5801	2009-2014 TRX700XX 102mm top end gasket set



GASKETS

KAWASAKI

Part #	ID	Description
C7173	5806	2002-2004 Prairie V-Force 85mm bore top end gasket set
C3174	4328	2004-2008 KX250F 2004-2006 Suzuki RMZ250 77mm bore top end gasket set
C3174-EST	3682	2004-2008 KX250F 2004-2006 Suzuki RMZ250 77mm bore top end gasket set
C7876	3113	2004-2008 KX250F 2004-2006 Suzuki RMZ250 77mm bore top end gasket set
C3096	5785	2005-2007 KX250 O-ring top end gasket set
C3054	4189	2005-2009 KX250F,2004-2006 Suzuki RMZ 250 77mm bore top end gasket set
C3271	4877	2009-2016 KX250F 80mm bore top end gasket set
C3267-EST	4391	2010-2016 KX250F 77mm bore top end gasket set
C3619	9640	2017 KX250F 77mm bore top end gasket set
C7980	3028	2003-2006 KFX400 95mm bore top end gasket set
C7688	4761	2003-2006 KFX400, 2003-2013 Suzuki LTZ 400 90mm bore top end gasket set
C7979	4568	2003-2006 KFX400, 2003-2013 Suzuki LTZ 400 94mm bore top end gasket set
C3201	4333	2008-2014 KFX450 96mm bore top end gasket set
C3201-EST	4112	2008-2014 KFX450 96mm bore top end gasket set
C3202	4190	2008-2014 KFX450 98mm bore top end gasket set
C3136-EST	4106	2004-2008 KX450F 96mm bore top end gasket set
C3136	4332	2004-2008 KX450F 96mm bore top end gasket set
C3268	6181	2009-2015 KX450F 96mm bore top end gasket set
C3268-EST	4392	2009-2015 KX450F 96mm bore top end gasket set
C3268-HB	4591	2009-2015 KX450F 96mm bore top end gasket set
C3146	5790	2006-2008 KX450F 98mm bore top end gasket set
C3598-EST	9963	2016-2017 KX450F 96mm bore top end gasket set
C7982	5815	2003-2006 KXF700 83mm bore top end gasket set
C3284	5043	2008-2014 Teyrx 85mm bore top end gasket set
C3251	5799	2008-2014 Teyrx 90mm bore top end gasket set
C6222	7260	2007-2010 Ultra 250/260x 84mm top end gasket set
C8848-027	8591	2011-2015 ZX-10R 77mm bore top end gasket set
C8849-027	8592	2011-2015 ZX-10R 79mm bore top end gasket set
C8642	4571	2000-2006 ZX-12R 83mm bore top end gasket set
C8460-018	5827	2008-2015 ZG1400 Concours 84mm bore top end gasket set
C8621	5819	2008-2015 ZG1400 Concours 86mm bore top end gasket set
C8622	5820	2008-2015 ZG1400 Concours 87mm bore top end gasket set
C8460-018	5827	2006-2015 ZX-14 84mm bore top end gasket set
C8621	5819	2006-2015 ZX-14 86mm bore top end gasket set
C8622	5820	2006-2015 ZX-14 87mm bore top end gasket set

HUSQVARNA

Part #	ID	Description
C3511	7656	2013-2015 FC78mm bore top end gasket set
C3595	9248	2016 FC 250 78mm bore top end gasket set
C3604	9247	2016 FC450 95mm bore top end gasket set

HARLEY-DAVIDSON

Part #	ID	Description
C9967	3129	1966-1984 Shovelhead 3.500" bore top end gasket set
C9635	6521	1992-1996 EVO 3.500" bore top end gasket set
C9779	2921	Twin Cam 3.750" bore top end gasket set
C9147	6520	Twin Cam 3.875" bore top end gasket set
C9182-030	6537	Twin Cam 3.937" bore top end gasket set.

GASKETS

KTM

Part #	ID	Description
C3164	4338	2005-2008 250 SX-F 77mm bore top end gasket set
C3184	5796	2006-2010 250 SX-F 79mm bore top end gasket set
C3164-HB	4201	2006-2010 250 SX-F 76mm bore top end gasket set
C3164-HB	4201	2011-2012 250 SX-F 76mm bore top end gasket set
C3511	7656	2013-2015 250 SX-F 78mm bore top end gasket set
C3595	9248	2016 250 SX-F 78mm bore top end gasket set
C7944	5814	2004-2007 450 XC-G 95mm top end gasket set
C3263	5800	2005-2012 450 XC 89mm bore top end gasket set
C3412	6172	2007-2012 450SX-F 97mm bore top end gasket set
C3413	6171	2007-2012 505 SX/XC 100mm bore top end gasket set
C7944	5814	2008-2012 525XC 95mm top end gasket set
C3241	7657	2013-2015 SX-F 95mm bore top end gasket set
C3604	9247	2015-2016 450 SX-F 95mm bore top end gasket set

POLARIS

Part #	ID	Description
C7944	5814	2007-2011 Outlaw 95mm top end gasket set
C7994	8829	2008-2014 RZR 800 83mm bore top end gasket set
C3250	4884	2008-2014 RZR 800 80mm bore top end gasket set
C3252	4963	2008-2014 RZR 800 82mm bore top end gasket set
C3446	7064	2011-2017 RZR XP900 93mm bore top end gasket set
C3447	6813	2011-2017 RZR XP900 96mm bore top end gasket set
C3496	8724	2011 RZR XP900 Dragon Fire Spec 98mm bore top end gasket set
C3546	8659	2014-2017 RZR XP1000 93mm bore top end gasket set
C3563	8719	2014-2017 RZR XP1000 96mm bore top end gasket set

SEADOO

Part #	ID	Description
H30220305	7258	2005-2015 RXP 215/255/260 100.5mm head gasket

SUZUKI

Part #	ID	Description
C7173	5806	2002-2004 Prairie V-Force 85mm bore top end gasket set
C3174	4328	2004-2008 KX250F 2004-2006 Suzuki RMZ250 77mm bore top end gasket set
C3174-EST	3682	2004-2008 KX250F 2004-2006 Suzuki RMZ250 77mm bore top end gasket set
C7876	3113	2004-2008 KX250F 2004-2006 Suzuki RMZ250 77mm bore top end gasket set
C3096	5785	2005-2007 KX250 O-ring top end gasket set
C3054	4189	2005-2009 KX250F,2004-2006 Suzuki RMZ 250 77mm bore top end gasket set
C3271	4877	2009-2016 KX250F 80mm bore top end gasket set
C3267-EST	4391	2010-2016 KX250F 77mm bore top end gasket set
C3619	9640	2017 KX250F 77mm bore top end gasket set
C7980	3028	2003-2006 KFX400 95mm bore top end gasket set
C7688	4761	2003-2006 KFX400, 2003-2013 Suzuki LTZ 400 90mm bore top end gasket set
C7979	4568	2003-2006 KFX400, 2003-2013 Suzuki LTZ 400 94mm bore top end gasket set
C3201	4333	2008-2014 KFX450 96mm bore top end gasket set
C3201-EST	4112	2008-2014 KFX450 96mm bore top end gasket set
C3202	4190	2008-2014 KFX450 98mm bore top end gasket set
C3136-EST	4106	2004-2008 KX450F 96mm bore top end gasket set
C3136	4332	2004-2008 KX450F 96mm bore top end gasket set
C3268	6181	2009-2015 KX450F 96mm bore top end gasket set
C3268-EST	4392	2009-2015 KX450F 96mm bore top end gasket set
C3268-HB	4591	2009-2015 KX450F 96mm bore top end gasket set
C3146	5790	2006-2008 KX450F 98mm bore top end gasket set
C3598-EST	9963	2016-2017 KX450F 96mm bore top end gasket set
C7982	5815	2003-2006 KXF700 83mm bore top end gasket set
C3284	5043	2008-2014 Teyrx 85mm bore top end gasket set
C3251	5799	2008-2014 Teyrx 90mm bore top end gasket set
C6222	7260	2007-2010 Ultra 250/260x 84mm top end gasket set

GASKETS

SUZUKI

Part #	ID	Description
C8848-027	8591	2011-2015 ZX-10R 77mm bore top end gasket set
C8849-027	8592	2011-2015 ZX-10R 79mm bore top end gasket set

KAWASAKI

Part #	ID	Description
H2992030S	7259	2009-2013 a FX SHO 86.5mm bore top end gasket set
C3223	4336	2008-2012 a Raptor/ Rhino 250 74mm bore top end gasket kit
C7044	4335	2002-2005 a Raptor/ Rhino 660 100mm bore top end gasket set
C7798	2913	2002-2005 a Raptor/ Rhino 660 102mm bore top end gasket set
C7909	2914	2002-2005 a Raptor/ Rhino 660 105mm bore top end gasket set
C3142	4337	2006-2017 a Raptor/ Rhino 700 102mm bore top end gasket set
C3144	5789	2006-2017 a Raptor/ Rhino 700 105mm bore top end gasket set
C8686	5822	2004-2006 a R1 77mm bore top end gasket set
C8767	5824	2007-2008 a R1 77mm bore top end gasket set
C8794	6972	2009-2014 a R1 80mm bore top end gasket set
C7905	4632	2001-2013 a YZ250F 77mm bore top end gasket set
C7796	2909	2001-2013 a YZ250F 79mm bore top end gasket set
C3057	3101	2005-2013 a YZ250F 79mm bore top end gasket set
C3057-EST	3681	2005-2013 a YZ250F 79mm bore top end gasket set
C3059	3103	2005-2013 a YZ250F 80mm bore top end gasket set
C3549	8424	2014-2017 a YZ250F 77mm bore top end gasket set
C3066	3341	2003-2016 a YFZ450 95mm bore top end gasket set
C3066-EST	5781	2003-2016 a YFZ450 95mm bore top end gasket set
C3068	4762	2003-2016 a YFZ450 98mm bore top end gasket set
C7947	2912	2003-2004 a YZ450F 95mm bore top end gasket set
C7947-EST	3679	2003-2004 a YZ450F 95mm bore top end gasket set
C3064	3031	2003-2005 a YZ450F 97mm bore top end gasket set
C3178	5795	2006-2009 a YZ450F 98mm bore top end gasket set
C3279	7240	2006-2009 a YZ450F 99mm bore top end gasket set
C3279-EST	7241	2006-2009 a YZ450F 99mm bore top end gasket set
C3178	5795	2009-2015 YFZ450R 98mm bore top end gasket set
C3279	7240	2009-2016 YFZ450R 99mm bore top end gasket set
C3279-EST	7241	2009-2016 YFZ450R 99mm bore top end gasket set
C7908	4334	2009-2017 a YFZ450R 95mm bore top end gasket set
C7908-EST	4572	2009-2017 a YFZ450R 95mm bore top end gasket set
C3395	5803	2010-2017 a YZ450F 97mm bore top end gasket set
C3395-EST	5804	2010-2017 a YZ450F 97mm bore top end gasket set
C8695	4573	2004-2006 a YZF-R1 79mm bore top end gasket set
C8684	5821	2003-2005 a YZF-R6 68mm bore top end gasket set
C8710	5823	2006-2013 a YZF-R6 68mm bore top end gasket set
C8712	7247	2006-2013 a YZF-R6 70mm bore top end gasket set
C3617	9641	2016-2017 a YXZ1000R 80mm bore top end gasket set
C8575	5817	1999-2002 a YZF-R6 68mm bore top end gasket set



BEARINGS



CP-Carrillo proudly offers both Clevite and King Bearings. We have access to an extensive coverage for all domestic and import light vehicle applications.

CLEVITE: >>>>

CHEVROLET

SMALL BLOCK

Part #	ID	Description
7317	CB1663H	Rod Bearings 1.889 Journal
7318	CB1798H	Rod Bearings 1.850 Journal
7319	CB663HN	Rod Bearings 2.100 Journal
7348	CB663HN-10	Rod Bearings 2.100 Journal .010 under
7316	CB745HN	Rod Bearings 2.000 Journal
7349	CB745HN-10	Rod Bearings 2.000 Journal .010 under
7354	MS429H	SBC 283-327 Main Set
7355	MS429H-10	SBC 283-327 .010 under Main Set
7352	MS909H	SBC 327-350 Main Set
7353	MS909H-10	SBC 327-350 .010 under Main Set

BIG BLOCK

Part #	ID	Description
7315	CB743HN	Rod Bearings 2.200 Journal
7347	CB743HN-10	Rod Bearings 2.200 Journal .010 under
7350	MS829H	BBC Main Set
7351	MS829H-10	BBC .010 under Main Set

MOPAR

HEMI

Part #	ID	Description
6780	CB1512V	Bearing Dodge Hemi with Dowel hole in Lower
9190	MS1795V	Mopar Hemi Main Bearing Set Std

GM

Duramax

Part #	ID	Description
10039	CB1805H	Rod Bearings Std
10040	MS2218H	Main Bearings Set Std

KING: >>>>

HONDA

F20, F22

Part #	ID	Description
7317	CB1663H	Rod Bearings 1.889 Journal
7318	CB1798H	Rod Bearings 1.850 Journal

B-Series & K-Series

Part #	ID	Description
9696	CR4287XP	Rod Bearings B18C1, B18C5, 16v
9690	CR439XP	Rod Bearings 4, B18A1/B18B1
9682	MB5259XP	Main Bearings B-series, K-series
9681	CR4542XP	Rod Bearings K-Series (except A3), 16v 2.0L, 2.3L, 2.4L
9683	TW140AM	Thrust Washer B-series K-Series

NISSAN

KA24DE

Part #	ID	Description
9706	CR4065XP	Rod Bearings KA24DE
9707	MB5595XP	Main Bearings KA24DE

SR20DE & SR20DET

Part #	ID	Description
9684	CR4136XP	Rod Bearings SR20DE, SR20DET, 16v
9685	MB5243XP	Main Bearings SR20DE, SR20DET, 16v
9686	TW139AM	Thrust Washer SR20DE, SR20DET

VG30DETT

Part #	ID	Description
9697	CR6676XP	Rod Bearings VG30DETT, 24v

RV25DET & RB25DETT

Part #	ID	Description
9678	CR6697XP	Rod Bearings RB25DET, RB26DETT, 24v
9679	MB7008XP	Main Bearings RB25DET, 24v
9680	MB7092XP	Main Bearings RB26DETT, 24v

VR38DETT, VQ35HR & VQ37HR

Part #	ID	Description
9687	CR6870XP	Rod Bearings VR38DETT, VQ35AHR, VQ37HR
9688	MB4524XP	Main Bearings VR38DETT, VQ35AHR, VQ37HR
9689	TW1042AM	Thrust Washer VR38DETT, VQ35AHR, VQ37HR

BMW/MINI

N14B16

Part #	ID	Description
9694	CR4633SM	Rod Bearings N14B16C 2007-2012
9695	MB5758SI	Main Bearings BMW N14B16 - Mini Cooper 2007 - 2010

MITSUBISHI

4B11T

Part #	ID	Description
9710	CR4586XP	Rod Bearings 4B11T
9711	MB5722XP	Main Bearings 4B11T Evo X, 2007->
9712	TW1029AM	Thrust Washer 4B11T

4G63, 4G64 EVO1-4

Part #	ID	Description
9691	CR4120XP	Rod Bearings 4G63, 4G64 EVO I-IV, 1992->
9692	MB5315XP	Main Bearings 4G63, 4G64 EVO I-IV, 1992->
9693	TW173AM	Thrust Washer 4G63, 4G64

SUBARU

EJ20/EJ22/EJ25 (incl. Turbo)

Part #	ID	Description
9671	CR4125XPG	Rod Bearings EJ20/EJ22/EJ25 (incl. Turbo)
9673	MB5739XPG	Main Bearings EJ20/EJ22/EJ25 (incl. Turbo) .002" Housing
9674	MB5740XPG	Main Bearings EJ20/EJ22/EJ25 (incl. Turbo) .005" Housing
9672	MB5382XPG	Main Bearings EJ20/EJ22/EJ25 (incl. Turbo) STD Housing

FA20

Part #	ID	Description
9699	CR4616XPG	Rod Bearings FA20
9700	MB5745XPG	Main Bearings FA20 FB20
9702	MB5800XPG	Main Bearings FA20 FB20 +.002" Housing
9701	MB5799XPG	Main Bearings FA20 FB20 +.005" Housing

BEARINGS

TOYOTA

2JZGE, 2JZGTE

Part #	ID	Description
9675	CR6754XP	Rod Bearings 2JZGE, 2JZGTE, 24v 3.0L
9676	MB7084XP	Main Bearings 2JZGE, 2JZGTE, 1JZ
9677	TW284AM	Thrust Washer 2JZGE, 2JZGTE, 1JZ

3SGTE

Part #	ID	Description
9703	CR4209XP	Rod Bearings 3SGTE, 16v 2.0L
9704	MB5554XP	Main Bearings 3SGTE, 16v 2.0L
9705	TW226AM	Thrust Washer 3SGTE, 16v 2.0L

AUDI

1.8T

Part #	ID	Description
9698	CR4104XP	Rod Bearings 80's- 2002

