

FUEL OFF-ROAD





1-PIECE CAST WHEELS

CHECK WEBSITE FOR ADDITIONAL IMAGES OF DEEP LIP/CONCAVE WHEELS IF NOT SHOWN

NEW WHEEL FOR 2017

D555 AMBUSH
GLOSS BLACK & MILLED
5/6/8 - LUG APPLICATIONS
17x9.0 - 20x9.0 / 20x10



patent pending
deep concave (lifted apps)

D557 ANZA
MATTE BLACK & ANTHRACITE
5/6/8 - LUG APPLICATIONS
15x8.0 / 15x10 - 16x8.0 - 17x8.5 - 18x8.0 / 18x9.0 - 20x9.0 / 20x10

UTV VERSION ALSO AVAILABLE



patent: D714205, D711807
8-Lug Applications

D558 ANZA
MATTE ANTHRACITE & BLACK
5/6/8 - LUG APPLICATIONS
15x8.0 / 15x10 - 16x8.0 - 17x8.5 - 18x8.0 / 18x9.0 - 20x9.0 / 20x10

UTV VERSION ALSO AVAILABLE



patent: D714205, D711807
8-Lug Applications

D583 ANZA
MATTE BRONZE & BLACK
5/6/8 - LUG APPLICATIONS
17x8.5 - 18x9.0 - 20x9.0



patent: D714205, D711807
8-Lug Applications

D546 ASSAULT
MATTE BLACK & MILLED
5/6/8 - LUG APPLICATIONS
15x8.0 - 17x8.5 / 17x9.0 - 18x9.0 - 20x9.0 / 20x10 / 20x12 - 22x10 / 22x12 - 24x11



patent: D736133, D736138
deep concave (lifted apps)

D576 ASSAULT
GLOSS BLACK & MILLED
5/6/8 - LUG APPLICATIONS
17x9.0 - 18x9.0 - 20x9.0 / 20x10



patent: D736133, D736138
deep concave (lifted apps)

NEW WHEEL FOR 2017

D606 AVENGER
GLOSS BLACK & MILLED
5/6/8 - LUG APPLICATIONS
20x12



deep lip (lifted apps)
coming spring 2017

NEW WHEEL FOR 2017

D578 BATTLE AXE
GLOSS BLACK & MILLED
5/6/8 - LUG APPLICATIONS
17x9.0 - 18x9.0 - 20x9.0 / 20x10 - 22x12



deep lip (lifted apps)

D564 BEAST

MATTE BLACK & MACHINED DDT
5/6/8 - LUG APPLICATIONS
16x8.0 - 17x9.0 - 18x9.0 - 20x9.0 / 20x10 / 20x12 - 22x12



deep concave (lifted apps)

NEW WHEEL FOR 2017

D562 BEAST
GLOSS BLACK & MILLED
5/6 - LUG APPLICATIONS
17x9.0 - 18x9.0 / 18x9.0 - 20x9.0 / 20x12



deep concave (lifted apps)

D534 BOOST

BLACK & MILLED
5/6/8 - LUG APPLICATIONS
16x8.0 - 17x9.0 - 18x9.0 - 20x9.0



deep lip (lifted apps)





D555 Ambush 20x9.0 / 37x13.50R20 GRIPPER M/T

NEW WHEEL FOR 2017

D573 CLEAVER

CHROME
5/6/8 - LUG APPLICATIONS

17x9.0 - 18x9.0 - 20x9.0 / 20x12



patents: D748555, D738280
deep lip (lifted apps)

NEW WHEEL FOR 2017

D574 CLEAVER

GLOSS BLACK & MILLED
5/6/8 - LUG APPLICATIONS

17x9.0 - 18x9.0 - 20x9.0 / 20x10 / 20x12



patents: D748555, D738280
deep lip (lifted apps)

D556 COUPLER

BLACK & MACHINED DOT
5/6/8 - LUG APPLICATIONS

17x9.0 - 18x9.0 - 20x9.0 / 20x10 / 20x12



patents: D712334, D708113
deep concave (lifted apps)

D575 COUPLER

GLOSS BLACK
5/6/8 - LUG APPLICATIONS

17x9.0 - 18x9.0 - 20x9.0 / 20x10



patents: D712334, D708113

NEW WHEEL FOR 2017

D561 CRUSH

GLOSS BLACK & MACHINED DOT
5/6/8 - LUG APPLICATIONS

20x9.0



patents: D712334, D708113

NEW WHEEL FOR 2017

D598 DIESEL

GLOSS BLACK & MILLED
5/6/8 - LUG APPLICATIONS

17x9.0 - 20x9.0 / 20x10



D587 FLOW

GLOSS BLACK & MILLED
6/6 - LUG APPLICATIONS 6-LUG = 6-SPOKES / 8-LUG = 8 SPOKES
17x9.0 - 18x9.0 - 20x9.0 / 20x10 / 20x12 - 22x10



patent: D860935

D554 FULL BLOWN

GLOSS BLACK & MILLED
5/6/8 - LUG APPLICATIONS
17x9.0 - 18x9.0 - 20x9.0 / 20x10 / 20x12



deep lip (lifted apps)

D530 HOSTAGE

CHROME
5/6/8 - LUG APPLICATIONS
17x8.5 / 17x9.0 - 18x9.0 / 18x12 - 20x9.0 / 20x10 / 20x12 / 20x14 - 22x9.5 / 22x11 / 22x14



deep lip (lifted apps)

D531 HOSTAGE

MATTE BLACK
5/6/8 - LUG APPLICATIONS
17x8.5 / 17x9.0 - 18x9.0 / 18x12 - 20x9.0 / 20x10 / 20x12 / 20x14 - 22x9.5 / 22x11 / 22x14



D568 Hostage II 18x9.0 / 33x12.50R18 GRIPPER M/T



1-PIECE CAST WHEELS





D509 Octane 20x12 / 37x13.50R20 GRIPPER M/T



1-PIECE CAST WHEELS

CHECK WEBSITE FOR ADDITIONAL IMAGES OF DEEP LIP/CONCAVE WHEELS IF NOT SHOWN

D568 HOSTAGE II
ANTHRACITE W/ BLACK RING
5/6/8 - LUG APPLICATIONS
17x9.0 - 18x9.0 - 20x9.0



NEW WHEEL FOR 2017
D603 HYDRO
MATTE BLACK & MILLED
5/6/8 - LUG APPLICATIONS
17x8.5 - 18x9.0 - 20x9.0



patent pending
deep lip (lifted apps)

NEW WHEEL FOR 2017
D605 HYDRO
MATTE BLACK
5/6/8 - LUG APPLICATIONS
17x8.5 - 18x9.0 - 20x9.0



patent pending
deep lip (lifted apps)

D572 JM2
MATTE BLACK W/ MATTE BLACK RING
5/6/8 - LUG APPLICATIONS
17x8.5



patents: D680047, D682762

D516 KRANK
CHROME
5/6/8 - LUG APPLICATIONS
17x9.0 - 18x9.0 - 20x9.0 / 20x10 / 20x12 - 22x11



patents: D680047, D682762
deep lip (lifted apps)

D517 KRANK
MATTE BLACK & MILLED
5/6/8 - LUG APPLICATIONS
17x9.0 - 18x9.0 - 20x9.0 / 20x10 / 20x12 - 22x11



patents: D680047, D682762
deep lip (lifted apps)

UTV VERSION ALSO AVAILABLE

D567 LETHAL
MATTE BLACK & MILLED
5/6/8 - LUG APPLICATIONS

15x8.0 / 15x10 - 17x9.0 - 18x9.0 - 20x9.0 / 20x10 / 20x12 - 22x11



patents: 704124, D707610
deep lip (lifted apps)

D536 MAVERICK
CHROME
5/6/8 - LUG APPLICATIONS

17x9.0 / 17x10 - 18x9.0 / 18x12 - 20x9.0 / 20x10 / 20x12 / 20x14 - 22x9.5
22x10 / *22x12 - 24x14



patents: D686963, D686002
deep lip (lifted apps)
*available early summer

D537 MAVERICK
GLOSS BLACK & MACHINED
5/6/8 - LUG APPLICATIONS

17x9.0 - 18x9.0 - 20x9.0 / 20x10 / 20x12 / 20x14 - 22x9.5 / 22x10 / *22x12



patents: D686963, D686002
deep lip (lifted apps)
*available early summer

D538 MAVERICK
MATTE BLACK & MILLED
5/6/8 - LUG APPLICATIONS

16x6.5 - 17x8.5 / 17x9.0 / 17x10 - 18x8.0 / 18x9.0 / 18x12 - 20x9.0 / 20x10
20x12 / 20x14 22x9.5 / 22x10 / *22x12 - 24x10 / 24x14



patents: D686963, D686002
deep lip (lifted apps)
*available early summer

D542 MAVERICK
MATTE ANTHRACITE & MILLED
5/6/8 - LUG APPLICATIONS

20x9.0 / 20x10



patents: D686963, D686002
deep lip (lifted apps)

D610 MAVERICK
GLOSS BLACK & MILLED
5/6/8 - LUG APPLICATIONS

17x9.0 - 18x9.0 - 20x9.0 / 20x10 / 20x12 / 20x14 - 22x9.5 / 22x10 / *22x12



patents: D686963, D686002
deep lip (lifted apps)
*available early summer



1-PIECE CAST WHEELS

CHECK WEBSITE FOR ADDITIONAL IMAGES OF DEEP LIP/CONCAVE WHEELS IF NOT SHOWN

NEW WHEEL FOR 2017

DS77 MONSTA

MATTE BLACK
5/6/8 - LUG APPLICATIONS

17x9.0 - 20x9.0 / 20x10 / 20x12



deep concave (lifted apps)

DS91 NEUTRON

MATTE BLACK & MILLED
5/6/8 - LUG APPLICATIONS

18x9.0 - 20x9.0



patent pending
deep lip (lifted apps)

DS41 NUTZ

MATTE BLACK & MACHINED
5/6/8 - LUG APPLICATIONS

17x9.0 - 18x9.0 - 20x9.0 / 20x10 - 22x12

UTV VERSION ALSO AVAILABLE



patents: D680936, 22" D686958
deep lip (lifted apps)

DS09 OCTANE

MATTE BLACK
5/6/8 - LUG APPLICATIONS

17x8.5 - 18x9.0 - 20x9.0 / 20x10 20x12 - 22x10 / 22x14



DS08 OCTANE

CHROME
5/6/8 - LUG APPLICATIONS

20x9.0 / 20x12 - 22x14



deep lip (lifted apps)

DS15 PUMP

MATTE BLACK
5/6/8 - LUG APPLICATIONS

18x9.0 - 20x9.0 / 20x10



deep concave (lifted apps)

NEW WHEEL FOR 2017

DS92 RAZOR

MATTE BLACK & MILLED
5/6/8 - LUG APPLICATIONS

17x8.5 / 17x9.0 - 18x9.0 - 20x9.0



DS84 RECOIL

MATTE BLACK W/ MATTE BLACK RING
5/6/8 - LUG APPLICATIONS

17x8.5 - 18x9.0 20x9.0



DS85 RECOIL

GLOSS BLACK & BRUSHED W/ MATTE BLACK RING
5/6/8 - LUG APPLICATIONS

17x8.5 - 18x9.0 - 20x9.0



deep lip (lifted apps)

NEW WHEEL FOR 2017

DS93 RENEGADE

MATTE BLACK & MACHINED
5/6/8 - LUG APPLICATIONS

17x9.0 - 20x9.0 / 20x10



deep lip (lifted apps)

NEW WHEEL FOR 2017

DS94 RENEGADE

MATTE BLACK & MILLED
5/6/8 - LUG APPLICATIONS

17x9.0 - 20x9.0 / 20x10



deep lip (lifted apps)

DS25 REVOLVER

MATTE BLACK & MILLED
5/6/8 - LUG APPLICATIONS

15x8.0 / 15x10 - 16x8.0 - 17x9.0 - 18x9.0 - 20x10







D588 Titan 20x10 / 35x12.50R20 GRIPPER M/T



1-PIECE CAST WHEELS

CHECK WEBSITE FOR ADDITIONAL IMAGES OF DEEP LIP/CONCAVE WHEELS IF NOT SHOWN

NEW WHEEL FOR 2017

D589 RIPPER

MATTE BLACK W/ GLOSS BLACK RING
5/6 - LUG APPLICATIONS

16x8.0 - 17x9.0 - 18x9.0 - 20x9.0 / 20x10



deep concave (lifted apps)

NEW WHEEL FOR 2017

D590 RIPPER

GLOSS BLACK & MILLED W/ GLOSS BLACK RING
5/6 - LUG APPLICATIONS

16x8.0 - 17x9.0 - 18x9.0 - 20x9.0 / 20x10



deep concave (lifted apps)

D563 SAVAGE

GLOSS BLACK & MILLED
5/6 - LUG APPLICATIONS

17x8.5 - 18x9.0 - 20x9.0 / 20x10



patents: D680936, 22" D686958
deep lip (lifted apps)

D565 SAVAGE

MATTE BLACK & MILLED W/ MACHINED RING
5/6 - LUG APPLICATIONS

17x8.5 - 18x9.0 - 20x9.0 / 20x10



deep lip (lifted apps)

NEW WHEEL FOR 2017

D595 SLEDGE

GLOSS BLACK & MILLED
5/6/8 - LUG APPLICATIONS

20x9.0 / 20x10



patent pending
deep lip (lifted apps)

NEW WHEEL FOR 2017

D596 SLEDGE

MATTE BLACK W/ GLOSS BLACK LIP
5/6/8 - LUG APPLICATIONS

20x9.0 / 20x10



patent pending
deep lip (lifted apps)

NEW WHEEL FOR 2017

D571 STRYKER
GLOSS BLACK & MILLED
5/6/8 - LUG APPLICATIONS
17x9.0 - 20x9.0 / 20x10



NEW WHEEL FOR 2017

D602 TANK
GLOSS BLACK & MILLED
5/6/8 - LUG APPLICATIONS
20x9.0 / 20x10



deep concave (lifted apps)

D513 THROTTLE
MATTE BLACK & MILLED
5/6/8 - LUG APPLICATIONS

17x9.0 - 18x9.0 / 18x10 - 20x9.0 / 20x10 / 20x12 - 22x9.5 / 22x14



patents: D649107, RE45446
deep lip (lifted apps)



D509 Octane 20x12 / 35x13.50R20 Gripper M/T

NEW WHEEL FOR 2017

D586 TITAN
POLISHED
5/6/8 - LUG APPLICATIONS
20x10



deep lip (lifted apps)

D588 TITAN
GLOSS BLACK & MILLED
5/6/8 - LUG APPLICATIONS
18x9.0 - 20x9.0 / 20x10 / 20x12 - 22x10



deep lip (lifted apps)





D579 Vector 17x9.0

NEW WHEEL FOR 2017

D581 TRITON
 GLOSS BLACK & MILLED
 5/6/8 - LUG APPLICATIONS
 17x9.0 - 18x9.0 - 20x9.0 / 20x10 / 20x12 - 22x12



deep lip (lifted apps)

D551 TROPHY
 MATTE BLACK W/ ANTHRACITE RING
 5/6/8 - LUG APPLICATIONS
 17x8.5 - 18x9.0 / 18x10 - 20x9.0



8-Lug Applications
 deep lip (lifted apps)

D552 TROPHY
 ANTHRACITE W/ MATTE BLACK RING
 5/6/8 - LUG APPLICATIONS
 17x8.5 - 18x9.0 / 18x10 - 20x9.0



patents: D680936, 22" D686958
 deep lip (lifted apps)

D582 TURBO
 GLOSS BLACK & MILLED
 6/8 - LUG APPLICATIONS 6-LUG = 6-SPOKES / 8-LUG = 8 SPOKES
 17x9.0 - 18x9.0 - 20x9.0 / 20x10 / 20x12 / 20x14 - 22x12



deep lip (lifted apps)

D560 VAPOR
 MATTE BLACK
 5/6/8 - LUG APPLICATIONS
 15x8.0 - 17x9.0 - 18x9.0 - 20x9.0 / 20x10 / 20x12



deep concave (lifted apps)

D569 VAPOR
 MATTE BLACK & MACHINED DDT
 5/6/8 - LUG APPLICATIONS
 15x8.0 - 17x9.0 - 18x9.0 - 20x9.0 / 20x10 / 20x12



deep concave (lifted apps)

D579 VECTOR

MATTE BLACK
5/6/8 - LUG APPLICATIONS

16x8.0 - 17x8.5 / 17x9.0 - 18x9.0 - 20x9.0 / 20x10



deep concave (lifted apps)

NEW WHEEL FOR 2017

D600 VECTOR

BRONZE W/ MATTE BLACK RING
5/6/8 - LUG APPLICATIONS

17x8.5 / 17x9.0 - 18x9.0 - 20x9.0 / 20x10



deep concave (lifted apps)

NEW WHEEL FOR 2017

D601 VECTOR

ANTHRACITE W/ MATTE BLACK RING
5/6/8 - LUG APPLICATIONS

17x8.5 / 17x9.0 - 18x9.0 - 20x9.0 / 20x10



deep concave (lifted apps)

D580 VECTOR

GLOSS BLACK & BRUSHED W/ MATTE BLACK RING
5/6/8 - LUG APPLICATIONS

16x8.0 - 17x8.5 / 17x9.0 - 18x9.0 - 20x9.0 / 20x10



deep concave (lifted apps)

NEW WHEEL FOR 2017

D597 WILDCAT

GLOSS BLACK & MILLED W/ MATTE BLACK RING
5/6/8 - LUG APPLICATIONS

17x9.0 - 20x9.0 / 20x10



deep concave (lifted apps)

NEW WHEEL FOR 2017

D599 WILDCAT

ANTHRACITE W/ MATTE BLACK RING
5/6/8 - LUG APPLICATIONS

17x9.0 - 20x9.0 / 20x10



deep concave (lifted apps)



D239 Cleaver 22x14 / 37x13.50R22 GRIPPER M/T



TWO PIECE CAST WHEELS

D239 CLEAVER

GLOSS BLACK & MILLED
5/6/8 - LUG APPLICATIONS

20x9.0 / 20x10 / 20x14 - 22x10 / 22x12 / 22x14 - 24x12 / 24x16 / 24x16



patents: D748555, D738280
deep lip (lifted apps)

D240 CLEAVER

CHROME
5/6/8 - LUG APPLICATIONS

20x9.0 / 20x10 / 20x12 / 20x14 - 22x10 / 22x12 / 22x14 - 24x12 / 24x14 / 24x16



patents: D748555, D738280
deep lip (lifted apps)

D268 CRUSH

MATTE BLACK W/ MACHINED DDT
5/6/8 - LUG APPLICATIONS

20x10 / 20x12 - 22x10 / 22x12 / 22x14



patent pending

D253 FULL BLOWN

CHROME CENTER
5/6/8 - LUG APPLICATIONS

20x10 / 20x12



deep lip (lifted apps)

D254 FULL BLOWN

GLOSS BLACK & MILLED
5/6/8 - LUG APPLICATIONS

22x12 / 22x14



deep lip (lifted apps)

D255 FULL BLOWN

GLOSS WHITE & MILLED
5/6/8 - LUG APPLICATIONS

20x10 / 20x12



deep lip (lifted apps)

D232 HOSTAGE II
ANTHRACITE W/ BLACK RIM
5/6/8 - LUG APPLICATIONS
20x10 / 20x12 - 22x10 / 22x12



deep lip (lifted apps)

D266 LETHAL
CHROME
5/6/8 - LUG APPLICATIONS
20x10 / 20x12 - 22x10



patents: D704124, D707610
deep lip (lifted apps)

D267 LETHAL
MATTE BLACK & MILLED
5/6/8 - LUG APPLICATIONS
20x12 - 22x10 / 22x12 / 22x14



patents: D704124, D707610
deep lip (lifted apps)



D239 Cleaver 24x14 / 40x15.50R24 Grripper M/T

D260 MAVERICK
CHROME
5/6/8 - LUG APPLICATIONS
20x9.0 / 20x10 / 20x12 / 20x14 - 22x10 / 22x12 / 22x14 - 24x12 / 24x14 / 24x16



patents: D680049, D680940
deep lip (lifted apps)

D262 MAVERICK
MATTE BLACK & MILLED
5/6/8 - LUG APPLICATIONS
22x12 / 22x14 - 24x12 / 24x14 / 24x16



patents: D680049, D680940
deep lip (lifted apps)



2-PIECE CAST WHEELS

CHECK WEBSITE FOR ADDITIONAL IMAGES OF DEEP LIP/CONCAVE WHEELS IF NOT SHOWN

D241 MOAB

CHROME
5/6/8 - LUG APPLICATIONS

20x9.0 / 20x10 / 20x12 / 20x14 - 22x10 / 22x12 / 22x14



patent: D738280

D242 MOAB

GLOSS BLACK & MILLED
5/6/8 - LUG APPLICATIONS

20x9.0 / 20x10 / 20x12 / 20x14 - 22x10 / 22x12 / 22x14



patents: D704124, D707610
deep lip (lifted apps)

D251 NUTZ

BLACK & MILLED
5/6/8 - LUG APPLICATIONS

20x9.0 / 20x10 / 20x12 / 20x14 - 22x10 / 22x12 / 22x14



patents: D680936, 22" D686958
deep lip (lifted apps)



D251 Nutz 22x10

D238 RAMPAGE

GUNMETAL
5/6/8 - LUG APPLICATIONS

20x10 / 20x12 - 22x10 / 22x12 / 22x14



deep lip (lifted apps)

D237 RAMPAGE

PVD
5/6/8 - LUG APPLICATIONS

20x10 / 20x12 - 22x10 / 22x12 / 22x14



deep lip (lifted apps)

D263 RENEGADE

CHROME
5/6/8 - LUG APPLICATIONS

20x10 / 20x12 - 22x10 / 22x12 / 22x14



patents: D701811, D701812
deep lip (lifted apps)

D264 RENEGADE

BLACK & MILLED W/ CHROME BARREL
5/6/8 - LUG APPLICATIONS

20x10 / 20x12 - 22x10 / 22x12



patents: D701811, D701812
deep lip (lifted apps)

D265 RENEGADE

BLACK & MILLED
5/6/8 - LUG APPLICATIONS

20x10 / 20x12 - 22x10 / 22x12 / 22x14



patents: D704124, D707610
deep lip (lifted apps)

D271 RIPPER

MATTE BLACK & MILLED W/ GLOSS BLACK LIP
5/6/8 - LUG APPLICATIONS

20x10 / 20x12



deep lip (lifted apps)



D238 Rampage 20x10 / 35x12.50R20 GRIPPER M/T

D574 CLEAVER

BLACK & MILLED
8 - LUG APPLICATIONS

20x8.25 Front - 20x8.25R Street / 20x8.25R Lifted / 20x8.25R Extreme



patents: D748555, D738280
rear and front shown

D538 MAVERICK

BLACK & MILLED
8 - LUG APPLICATIONS

17x6.5 Front / 17x6.5 R - 20x8.25 Front - 20x8.25R Street / 20x8.25R Lifted / 20x8.25R Extreme -
22x8.25 Front / 22.8.25 Street / 22x8.25 Lifted / 22x8.25 Extreme



patents: D680049, D680940
rear and front shown

D513 THROTTLE

BLACK & MILLED
8 - LUG APPLICATIONS

17x6.5 Front / 17x6.5 R



patents: D649107, RE45446
rear and front shown



D538 Rampage 22x8.25 / 38x15.50R22 GRIPPER M/T

FORGED DUALY



20x8.25 / 28x8.25 forged monoblock dually wheels available in direct 8-lug bolt on applications.

DUALY FF12
CUSTOM FINISH
8 - LUG APPLICATIONS

20x8.25 (8-Lug Applications) - 28x8.25 (10-Lug Applications Simulated)



rear and front shown

28" wheel available with optional simulated 10-lug center caps

DUALY FF19
CUSTOM FINISH
8 - LUG APPLICATIONS

20x8.25 (8-Lug Applications) - 28x8.25 (10-Lug Applications Simulated)



rear and front shown

DUALY FF31
CUSTOM FINISH
8 - LUG APPLICATIONS

20x8.25 (8-Lug Applications) - 28x8.25 (10-Lug Applications Simulated)



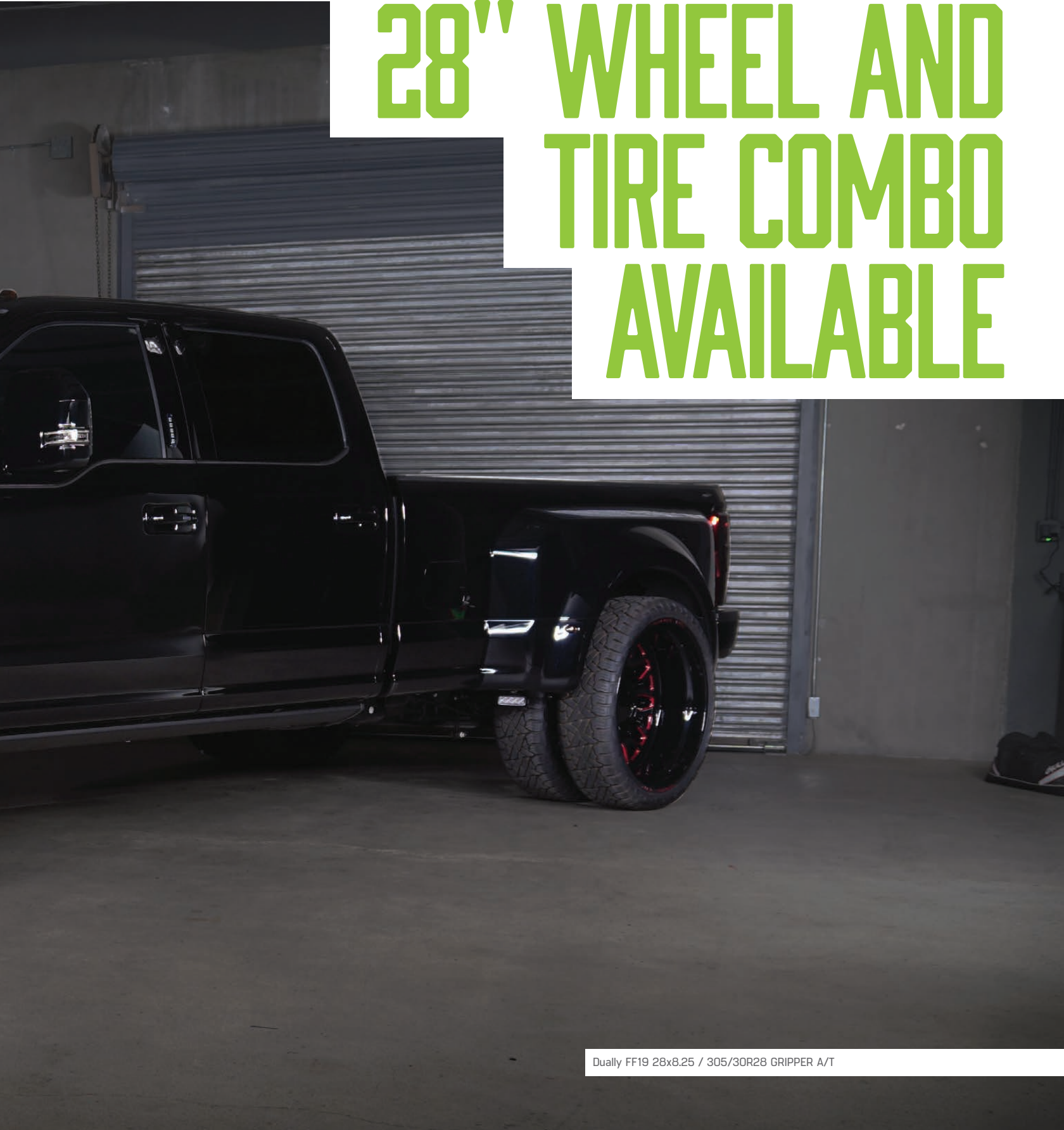
rear and front shown



1-PIECE FORGED MONOBLOCK DUALY WHEELS



28" WHEEL AND TIRE COMBO AVAILABLE



Dually FF19 28x8.25 / 305/30R28 GRIPPER A/T

D239 CLEAVER

CUSTOM FINISH
8 - LUG APPLICATIONS

22x8.25 - 24x8.25 CUSTOM FINISH/OFFSETS CUSTOM FINISH/OFFSETS



patents: D748555, D738280
rear shown

D269 FLOW

CUSTOM FINISH
8 - LUG APPLICATIONS

22x8.25 - 24x8.25 CUSTOM FINISH/OFFSETS



rear and front shown

D253 FULL BLOWN

CUSTOM FINISH
8 - LUG APPLICATIONS

22x8.25 - 24x8.25 CUSTOM FINISH/OFFSETS



rear and front shown

D232 HOSTAGE

CUSTOM FINISH
8 - LUG APPLICATIONS

22x8.25 - 24x8.25 CUSTOM FINISH/OFFSETS



deep lip (lifted apps)

D267 LETHAL

CUSTOM FINISH
8 - LUG APPLICATIONS

22x8.25 - 24x8.25 CUSTOM FINISH/OFFSETS



patents: D704124, D707610
deep lip (lifted apps)

D262 MAVERICK

CUSTOM FINISH
8 - LUG APPLICATIONS

22x8.25 - 24x8.25 CUSTOM FINISH/OFFSETS



patents: D680049, D680940
deep lip (lifted apps)

D265 RENEGADE

CUSTOM FINISH
8 - LUG APPLICATIONS

22x8.25 - 24x8.25 CUSTOM FINISH/OFFSETS



patents: D701811, D701812
deep lip (lifted apps)

D212 THROTTLE

CUSTOM FINISH
8 - LUG APPLICATIONS

22x8.25 - 24x8.25 CUSTOM FINISH/OFFSETS



patents: D649107, RE45446
deep lip (lifted apps)

D213 THROTTLE

CUSTOM FINISH
8 - LUG APPLICATIONS

22x8.25 - 24x8.25 CUSTOM FINISH/OFFSETS



patents: D649107, RE45446
deep lip (lifted apps)



D262 Maverick 22x10 / 35x12.5OR22 GRIPPER M/T

FUEL FORGED WHEELS





FF12 26x16 / 40x15.50R26 GRIPPER M/T

FORGING PROFILES AND LIP OPTIONS



Now you have choices in forging profile and lip design options. Starting with our standard flat or concave profile, we will design and cut any of our wheel styles in either forging. Then you have nine different options for your lip detailing.

In-addition to all these options we also custom finish any wheel via our state-of-the-art automated paint and powdercoat line.

Choose any of the following nine options when building a forged wheel. Some wheels have multiple logoplacement options of facing towards center (right reading lower ex. Option C) or facing away from center (right reading upper ex. Option H)



LIP OPTION A



LIP OPTION B RIGHT READING LOWER
LIP OPTION BB RIGHT READING UPPER



LIP OPTION C RIGHT READING LOWER
LIP OPTION CC RIGHT READING UPPER



LIP OPTION D



LIP OPTION E RIGHT READING LOWER
LIP OPTION EE RIGHT READING UPPER



LIP OPTION F RIGHT READING LOWER
LIP OPTION FF RIGHT READING UPPER



LIP OPTION G



LIP OPTION H



LIP OPTION I



CENTER CAP OPTIONS

3 different base cap options (some caps not available for certain wheel designs. See sales rep for availability.) Snap-in plastic, bolt-in plastic and forged aluminum (shown custom painted). Custom color matching and finishing available for center caps.

Fuel Forged wheels are machined from 6061 T-6 forged aluminum mono blocks. Each order is custom made to your Truck or SUV's specifications. Fuel Forged wheels are available polished, black & milled, or custom painted. All Fuel Forged wheels are available with or without machined lip dimples.

STANDARD FINISHES - BLACK & MILLED -OR- POLISHED
5/6/8 - LUG APPLICATIONS

FLAT PROFILE

20x9.0 / 20x10 / 20x12 / 20x14

22x10 / 22x12 / 22x14 / 22x16

24x12 / 24x14 / 24x16

26x16 / 26x14 / 26x16

CONCAVE PROFILE

22x12 / 22x14 / 22x16

24x12 / 24x14 / 24x16

26x16 / 26x14 / 26x16

FUEL FORGED 01
CUSTOM FINISH
5/6/8 - LUG APPLICATIONS



FUEL FORGED 02
CUSTOM FINISH
5/6/8 - LUG APPLICATIONS



FUEL FORGED 03
CUSTOM FINISH
5/6/8 - LUG APPLICATIONS



FUEL FORGED 05
CUSTOM FINISH
5/6/8 - LUG APPLICATIONS



FUEL FORGED 07
CUSTOM FINISH
5/6/8 - LUG APPLICATIONS



FUEL FORGED 08
CUSTOM FINISH
5/6/8 - LUG APPLICATIONS



FUEL FORGED 09
CUSTOM FINISH
5/6/8 - LUG APPLICATIONS



FUEL FORGED 10
CUSTOM FINISH
5/6/8 - LUG APPLICATIONS



FUEL FORGED 11
CUSTOM FINISH
5/6/8 - LUG APPLICATIONS



FUEL FORGED 12
CUSTOM FINISH
5/6/8 - LUG APPLICATIONS



FUEL FORGED 14
CUSTOM FINISH
5/6/8 - LUG APPLICATIONS





FUEL FORGED



FF11 26x16 / 40x15.50R26 GRIPPER M/T

FUEL FORGED 15
CUSTOM FINISH
5/6/8 - LUG APPLICATIONS



FUEL FORGED 16
CUSTOM FINISH
5/6/8 - LUG APPLICATIONS



FUEL FORGED 17
CUSTOM FINISH
5/6/8 - LUG APPLICATIONS



FUEL FORGED 18
CUSTOM FINISH
5/6/8 - LUG APPLICATIONS



FUEL FORGED 19
CUSTOM FINISH
5/6/8 - LUG APPLICATIONS



FUEL FORGED 20
CUSTOM FINISH
5/6/8 - LUG APPLICATIONS



FUEL FORGED 21
CUSTOM FINISH
5/6/8 - LUG APPLICATIONS



FUEL FORGED 24
CUSTOM FINISH
5/6/8 - LUG APPLICATIONS



FUEL FORGED 25
CUSTOM FINISH
5/6/8 - LUG APPLICATIONS



FUEL FORGED 26 CONCAVE
CUSTOM FINISH
5/6/8 - LUG APPLICATIONS



FUEL FORGED 27
CUSTOM FINISH
5/6/8 - LUG APPLICATIONS



FUEL FORGED 27 CONCAVE
CUSTOM FINISH
5/6/8 - LUG APPLICATIONS








FF19 26x16 / 40x15.50R26 GRIPPER M/T

FUEL FORGED 28
CUSTOM FINISH
5/6/8 - LUG APPLICATIONS



FUEL FORGED 29
CUSTOM FINISH
5/6/8 - LUG APPLICATIONS



FUEL FORGED 30 CONCAVE
CUSTOM FINISH
5/6/8 - LUG APPLICATIONS



FUEL FORGED 31 CONCAVE
CUSTOM FINISH
5/6/8 - LUG APPLICATIONS



FUEL FORGED 32
CUSTOM FINISH
5/6/8 - LUG APPLICATIONS



FUEL FORGED 33
CUSTOM FINISH
5/6/8 - LUG APPLICATIONS



FUEL FORGED 34-6
CUSTOM FINISH
5/6/8 - LUG APPLICATIONS



FUEL FORGED 34-8
CUSTOM FINISH
5/6/8 - LUG APPLICATIONS



FUEL FORGED 34 CONCAVE
CUSTOM FINISH
5/6/8 - LUG APPLICATIONS



FUEL FORGED 35
CUSTOM FINISH
5/6/8 - LUG APPLICATIONS



FUEL FORGED 36
CUSTOM FINISH
5/6/8 - LUG APPLICATIONS



FUEL FORGED 37 CONCAVE
CUSTOM FINISH
5/6/8 - LUG APPLICATIONS





FUEL FORGED





FF11 26x16 / 40x15.50R26 GRIPPER M/T

FUEL FORGED 38
CUSTOM FINISH
5/6/8 - LUG APPLICATIONS



FUEL FORGED 39 CONCAVE
CUSTOM FINISH
5/6/8 - LUG APPLICATIONS



rear and front shown

FUEL FORGED 40
CUSTOM FINISH
5/6/8 - LUG APPLICATIONS



FUEL FORGED 41
CUSTOM FINISH
5/6/8 - LUG APPLICATIONS



FUEL FORGED 42
CUSTOM FINISH
5/6/8 - LUG APPLICATIONS



FUEL FORGED 43
CUSTOM FINISH
5/6/8 - LUG APPLICATIONS



FUEL FORGED 44
CUSTOM FINISH
5/8" - LUG APPLICATIONS



FUEL FORGED 45
CUSTOM FINISH
5/8" - LUG APPLICATIONS



ULTIMATE DRESS-UP ITEMS

Add the ultimate in cool to your truck's wheel with our chrome or black lug spikes. Our 14mm x 1.5 / 2" spiked lug is two pieces and designed to stand out in todays deep-lip wheels.

2-PC CHROME SPIKE XL INSTALL KITS

14x1.5 - 2" 6-LUG
MHTW5614LSPK

14x1.5 - 2" 8-LUG
MHTW5614LSPK

14x2.0 - 2" 8-LUG
MHTW5842LSPK

9/16 - 2" 8-LUG
MHTW5896LSPK

2-PC BLACK SPIKE XL INSTALL KITS

14x1.5 - 2" 6-LUG
MHTW5614LSPKB

14x1.5 - 2" 8-LUG
MHTW5614LSPKB

14x2.0 - 2" 8-LUG
MHTW5842LSPKB

9/16 - 2" 8-LUG
MHTW5896LSPKB



FUEL FORGED



FFC37 22x12 / 37x13.50R22 GRIPPER M/T



D917 Anza 15x7.0 / 30x10-15R Trail Gripper



D546 ASSAULT

MATTE BLACK CENTER W/ ANTHRACITE RING
4 - LUG APPLICATIONS

15x7.0



patents: D714205, D711807

D917 ANZA - REAL BEADLOCK

MATTE BLACK CENTER W/ ANTHRACITE RING
4 - LUG APPLICATIONS

14x7.0 - 15x7.0



patents: D714205, D711807

D918 ANZA - REAL BEADLOCK

ANTHRACITE CENTER W/ MATTE BLACK RING
4 - LUG APPLICATIONS

14x7.0 - 15x7.0



patents: D714205, D711807

D557 ANZA

MATTE BLACK CENTER W/ ANTHRACITE RING
4 - LUG APPLICATIONS

14x7.0 - 15x7.0



patents: D714205, D711807

D558 ANZA

ANTHRACITE CENTER W/ MATTE BLACK RING
4 - LUG APPLICATIONS

14x7.0 - 15x7.0



patents: D714205, D711807

D567 LETHAL

MATTE BLACK & MILLED
4 - LUG APPLICATIONS

14x7.0 - 15x7.0



patents: D704124, D707610

D538 MAVERICK

MATTE BLACK & MILLED
4 - LUG APPLICATIONS

14x7.0 - 15x7.0 - 16x7.0 - 18x7.0 - 20x7.0



patents: D686963, D689002

D938 MAVERICK - REAL BEADLOCK

MATTE BLACK
4 - LUG APPLICATIONS

14x8.0 / 14x10



patents: D680936

D541 NUTZ

MATTE BLACK CENTER & MACHINED
4 - LUG APPLICATIONS

14x7.0



patents: D680936

D920 VECTOR - REAL BEADLOCK

MATTE BLACK
4 - LUG APPLICATIONS

14x7.0 - 15x7.0



D579 VECTOR

MATTE BLACK
4 - LUG APPLICATIONS

14x7.0 - 15x7.0



D580 VECTOR

MACHINED W/ GLOSS BLACK RING
4 - LUG APPLICATIONS

14x7.0 - 15x7.0



TRUE BEADLOCKS FOR THE GNARLIEST TERRAIN.



Built for the toughest conditions on the planet the forged beadlock Anza is a wheel that hardcore wheelers and desert racers trust to get them to the finish line. Not everyone wants or needs a forged wheel so we've introduced the D116 Anza cast beadlock wheel for the avid off-roader or budget minded racer.

Our cast beadlock Anza features a 5/8" forged beadlock ring that clamps down to your tires bead using 18 - 5/16" flange headed grade 8-bolts. Our standard finish is raw machined, but like all our other wheels we offer the option for custom finishing via our in-house finish, paint and powdercoat shops. With the ability to fully customize your wheels we let you stay in the drivers seat, just like on the trail.

D116 ANZA - CAST W/ FORGED BEADLOCK RING
 MATTE BLACK & MILLED
 4 - LUG APPLICATIONS
 17x9.0

patents: D714205, D711807



FINISHES SHOWN L-TO-R:
CANDY RED W/ MACHINED BEADLOCK RING
BRUSHED MATTE DDT CENTER W/ BRUSHED MATTE CANDY BLACK BEADLOCK RING
STANDARD RAW MACHINED

The Gripper A/T features a bold off-road look that instantly transforms any vehicle. The aggressive, high-void all-terrain tread features a stiff sidewall to help prevent punctures and bruises under the tread and in the sidewall. Built to improve stress distribution, tread life and wear the Gripper A/T is your go-to tire for the daily driven off-road truck or SUV.

Tornado-style pattern design, greatly improving tire grip, also providing you a beautifully simple and elegant appearance.

Small sipes design, providing vastly reduced road noise and heat release, while improving overall ride comfort and tire service life.

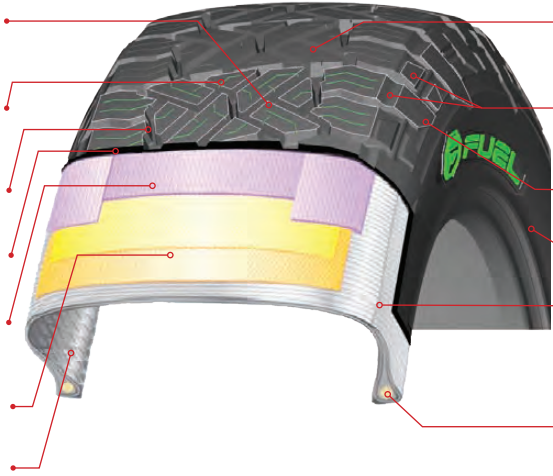
Deepening the tires groove design, greatly improving the wear resistance of the tire.

Thicker base rubber design, making the tire more difficult to puncture

Double seamless Wrap Tape, providing enhanced tightening to further improve tire speed, durability and impact resistance.

Double-layer high-strength belt steel wire to ensure the performance of the tire.

Special airtight formula to ensure tire tightness.



All-terrain pattern design provides strong tear resistance, keeping excellent grip on a variety of roads.

Shoulder concave-convex design, greatly improving lateral grip, allowing for maximum tire control in mud or sand.

Box pattern extends to the sidewall, to ensure the side of the impact resistance.

The Rim Protector Design protects the rim from shock damage.

Double-layer reinforced polyester matrix material, providing improved tire stability at high speeds, while also improving durability and impact resistance.

A single high-strength steel wire is wound seamlessly, so that the tire and rim are closely integrated to further ensure tire safety.

Size (metric)	Part Number	Weight (lbs.)	Load Range	Max Load (lbs.)	Rim Range (inch)	Max PSI	Diameter (inch)	Width (inch)	Warranty (miles)
LT265/70R17	RFAT 26570R17	49.1	E/10PR	3195/2910	7.0 - 8.0 - 8.5	80	31.7	10.7	50000
LT285/70R17	RFAT 28570R17	56.2	E/10PR	3195/2910	7.5 - 8.5 - 10.0	80	32.8	12.7	50000
P275/65R18	RFAT 27565R18	40.1	STD	2601	7.5 - 8.0 - 9.0	36	32.1	11.0	55000
LT285/65R18	RFAT 28565R18	70.5	E/10PR	3640/3305	8.0 - 8.5 - 10.0	80	32.6	11.5	50000
LT295/70R18	RFAT 29570R18	65.6	E/10PR	4080/3750	7.5 - 8.5 - 10.0	80	34.3	11.8	50000
275/55R20	RFAT 27555R20	48.0	XL	2833	7.5 - 8.5 - 9.5	42	31.9	11.2	55000
LT285/55R20	RFAT 28555R20	60.8	E/10PR	3525/3195	8.0 - 9.0 - 10.0	80	32.4	11.7	50000
LT305/55R20	RFAT 30555R20	70.1	E/10	3195/2910	8.5 - 9.5 - 11.0	65	33.2	12.4	50000
LT325/60R20	RFAT 32560R20	75.3	E/10PR	3740/3415	9.0 - 9.5 - 12.0	80	34.8	13.0	50000
LT285/50R22	RFAT 28550R22	64.2	E/10PR	3525/3195	8.0 - 9.0 - 10.0	80	33.27	11.69	50000
LT325/50R22	RFAT 32550R22	76.1	E/10PR	3860	9.5 - 10.0 - 12.0	80	34.8	13.3	50000
305/30R28	RFAT 30530R28	62.4	XL	2756	10.5 - 11.0 - 12.0	50	35.2	12.6	55000



Pictured: 325/605R20 Shown with 20x10 Triton - D581 black and milled



Also available is the first 28" dually load rated tire on the market. The Gripper A/T 305/30/28 is a monster of a tire perfect for your dually truck.

THE DO EVERYTHING,
GO EVERYWHERE,
EVERYDAY TIRE.

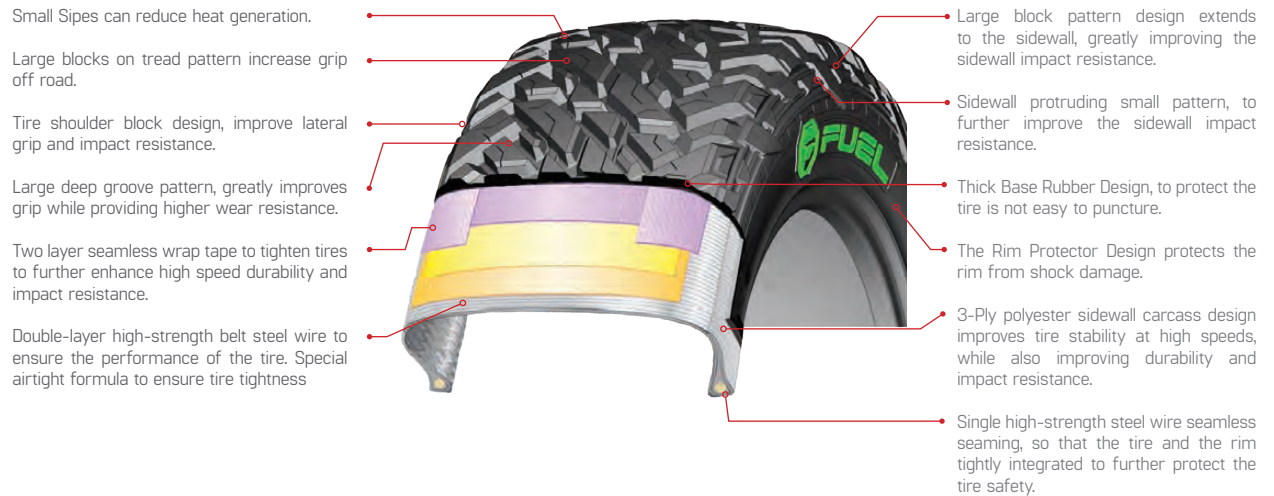


GRIPPER M/T TIRES

THE I DON'T
CARE IF IT'S
MUDDY TIRE.

35x12.50R18LT Shown with 18x9.0 D557 Anza

Fuel Off-Road Tire Gripper M/T. If you want aggressive styling and superior traction don't look any further. Fuel Gripper M/T tires have it covered and are a perfect match for the fuel wheel line-up.



Size (standard)	Part Number	Weight (lbs.)	Load Range	Max Load (lbs.)	Rim Range (inch)	Max PSI	Diameter (inch)	Width (inch)
33x12.50R17LT	RFNT 331250R17	70.5	E/10PR	3085	8.5 - 10.0 - 11.0	80	33.0	12.8
33x12.50R18LT	RFNT 331250R18	69.4	E/10PR	2910	8.5 - 10.0 - 11.0	80	33.0	12.7
33x12.50R20LT	RFNT 331250R20	67.2	E/10PR	2600	8.5 - 10.0 - 11.0	65	32.8	13.0
33x12.50R22LT	RFNT 331250R22	66.1	E/10PR	2270	8.5 - 10.0 - 11.0	65	32.8	13.4
35x12.50R17LT	RFNT 351250R17	76.2	E/10PR	3640	8.5 - 10.0 - 11.0	80	34.8	13.2
35x12.50R18LT	RFNT 351250R18	74.9	E/10PR	3415	8.5 - 10.0 - 11.0	80	35.0	13.2
35x12.50R20LT	RFNT 351250R20	73.8	E/10PR	3195	8.5 - 10.0 - 11.0	80	35.0	13.0
35x12.50R22LT	RFNT 351250R22	71.6	E/10PR	2835	8.5 - 10.0 - 11.0	65	35.0	12.8
35x13.50R20LT	RFNT 351350R20	76.0	E/10PR	3525	8.5 - 11.0	80	35.0	13.5
35x13.50R24LT	RFNT 351350R24	73.8	E/10PR	2910	8.5 - 11.0	65	34.7	13.6
37x13.50R17LT	RFNT 371350R17	83.7	E/10PR	4300	8.5 - 10.0 - 11.0	65	37.0	14.3
37x13.50R20LT	RFNT 371350R20	84.8	E/10PR	3860	8.5 - 11.0	65	37.0	14.0
37x13.50R22LT	RFNT 371350R22	82.6	E/10PR	3420	8.5 - 11.0	65	37.0	14.0
37x13.50R24LT	RFNT 371350R24	79	E/10PR	3085	8.5 - 11.0	80	36.7	13.6
37x13.50R26LT	RFNT 371350R26	79.8	D/8PR	2385	9.5 - 11.0 - 12.0	50	37.0	14.0
38x15.50R20LT	RFNT 381550R20	87.3	D/8PR	3640	11.0 - 12.0 - 14.0	65	37.7	15.4
38x15.50R22LT	RFNT 381550R22	91.4	D/8PR	3525	11.0 - 12.0 - 14.0	50	38.0	15.9
40x15.50R24LT	RFNT 401550R24	108	D/8PR	3970	11.0 - 12.0 - 14.0	65	39.7	15.9
40x15.50R26LT	RFNT 401550R26	105.3	E/10PR	3860	11.0 - 12.0 - 14.0	65	39.7	15.8


To complete the package we're excited to offer DOT approved Fuel Trail Gripper UTV tires. Tested in some of the toughest conditions, so you'll never end your adventure early. The Trail Gripper UTV is a DOT approved tire that's strong enough to blast through the open desert and channeled to cut deep into the mud and loam.

Small sipes can reduce heat generation.

Large "F" blocks on tread pattern increase grip off roads.

Tire shoulder block design, improve lateral grip and impact resistance.

Large deep groove pattern, greatly improves grip while providing higher wear resistance.



Large block pattern design extends to the sidewall, greatly improving the sidewall impact resistance.

Sidewall protruding small pattern, to further improve the sidewall impact resistance.

The Rim Protector Design protects the rim from shock damage.

4-Ply Nylon sidewall carcass design, improves tires stability and durability, and to ensure high-strength impact resistance.

Size	Part Number	Weight (lbs.)	Load Range	Max Load (lbs.)	Rim Range (inch)	Max PSI	Diameter (inch)	Width (inch)	Tread Construction	Side Construction
28x10-14R	RFUT281000R14	41.0	8PR	900	6.5 - 8.5	22	28.0	10.0	4N+2N	4N
30x10-14R	RFUT301000R14	45.2	8PR	1113	6.5 - 8.5	22	30.0	10.1	4N+2N	4N
30x10-15R	RFUT301000R15	43.0	8PR	1113	6.5 - 8.5	22	30.0	10.0	4N+2N	4N



On the move the Fuel Trail Gripper UTV provides all the traction you need to rip through the desert or crawl through a greasy rock garden.

Pictured: 30x10-15Rs Shown with 15x7.0 Anza - D557



THE WHERE WE'RE
GOING WE DON'T
NEED ROADS TIRE.





D558 Anza 15x7.0 / 30x10-15R Trail Gripper

