

HIGHWAY HAWK

2018
2019

**YOUR BIKE
YOUR STYLE**

**MOTORCYCLE PARTS
AND ACCESSORIES**



1 HARLEY-DAVIDSON

Handlebars / 6-7
Control cables / 8
Levers / 8-9
Master cylinder covers / 9
Forward controls / 10-11
Footpegs / 10-11
Exhausts / 12-15
Fuel tanks / 17
Engine guards / 18-19
Spotlight brackets / 18-19
Sissybars / 20-23
Luggage racks / 23-25
Ledrie supreme luggage / 25-27
Saddlebag supports / 250-255

2 HONDA

Handlebars / 30-32
Risers / 31
Control cables / 33
Levers / 34-35
Master cylinder covers / 34-35
Forward controls / 36 - 39
Footpegs / 40
Floorboards / 42 - 43
Exhausts / 44-45
Engine guards / 46-47
Covers and Trims / 46-47
Air cleaners / 48
Spotlight brackets / 49
Sissybars / 50-53
Luggage racks / 53-55
Windshields / 55
Saddlebag supports / 250-255

3 KAWASAKI

Handlebars / 58-59
Risers / 59
Control cables / 58-59
Levers / 60-61
Master cylinder covers / 60-61
Forward controls / 62-64
Footpegs / 62-63
Floorboards / 65
Exhaust / 66-67
Engine guards / 69-69
Covers and Trims / 68-69
Spotlight brackets / 70-71
Sissybars / 70-73
Luggage racks / 73-75
Windshields / 75
Saddlebag supports / 250-255

4 SUZUKI

Handlebars / 78-80
Risers / 80
Control cables / 81
Levers / 82-83
Covers / 82-83
Lowering kits / 82-83
Forward controls / 84-87
Footpegs / 83-85
Floorboards / 88-89
Exhaust / 93-95
Engine guards / 96
Covers and Trims / 96-97
Spotlight brackets / 98
Sissybars / 100-103
Luggage racks / 104
Windshields / 105
Saddlebag supports / 250-255

5 TRIUMPH

Forward controls / 108-109
Fender trims / 108-109
Spotlight brackets / 108-109
Sissybars / 110-111
Luggage racks / 110-111
Saddlebag supports / 250-255

6 YAMAHA

Handlebar / 114-116
Risers / 116
Control cables / 116-117
Levers / 118-119
Master cylinder covers / 118-119
Forward controls / 120-122
Footpegs / 125
Floorboards / 126-127
Exhausts / 128 - 129
Engine guards / 130-131
Covers and Trims / 130-131
Air cleaners / 133
Spotlight brackets / 133
Sissybars / 134-137
Luggage racks / 137-139
Windshields / 138
Saddlebag supports / 250-255

7 INDIAN / VICTORY

Handlebar / 142-143
Mastercylinder covers / 142-143
Engine covers / 142-143
Forward controls / 144-145
Footpegs / 144-145
Floorboards / 144-145
Exhaust / 146-147
Engine guards / 146-147
Sissybars / 150-153
Luggage racks / 152-153
Windshields / 153
Saddlebag supports / 250-255

8 CAFE RACERS

Handlebars / 156-157
Exhaust / 158-159
Fuel tanks / 160-1561
Fenders and fairings / 162-163
Subframes / 164-165
Rear controls / 164-165
Saddle / 166-167

9 HANDLEBARS

Handlebars / 168-177
Risers / 178-179
Handgrips / 180-181
Bar-ends / 182
Handgrip/lever covers / 182
Handlebar watches / 182
Mirrors / 184-189
Mirror adaptors / 190-191
Brake/clutch lines / 190-191
Windshields / 192-193

CONTENIDO PRODUKTÜBERSICHT
CONTENTS
CONTENUTO
INHOUD
CONTENUTI

10 FOOTPEGS

Floorboards / 194-195
Brake / shiftpegs / 194-195

11 EXHAUST

Mufflers / 196-197
Eagle Exhaust / 198-199
Baffles / 200-201
Heat shields / 200-201
Clamps / 200-201

12 BODYWORK

Sheet metal / 202-213
Clamps / 204-205
License plate trims / 204-205
Tax disc holder / 204-205
Covers / Trims / Nuts / 206-207
Fuel / Power filter / 206-207
Ornaments / 208-209
Emblems / Decals / 210-211

13 ELECTRICAL

Lighting covers / 212-213
Spotlights / 212-217
Headlights / 212-217
Lighting visors / 218-219
Fork mount brackets / 218-219
Clamps / 218-219
Taillights / 220-227
LED-strips / 224-225
License plate lights / 226-227
Turn signals / 228-235
Horns / Covers / 237
Switches / 12V plugs / 237

14 SADDLE

Old skool seats / 240-241
Bobber seats / 242-243
Universal sissybar / 242-243
Cushions / 243

15 LUGGAGE

Saddlebags / 244-247
Suitcases / 248-249
Saddlebag supports / 250-251
Fitment guide / 252-255

16 LEDRIE SUPREME LUGGAGE

Saddlebags / 256-259
Swingarm bags / 260-261
Framebags / 262-263
Toolbags / 262-263
Bottle holder / 264-265
Fuel bottles / 264-265
Suitcases / 264-265

17 VARIOUS


Helmetlock / 266
Face masks / 266-267
Belgom products / 268
Valvoline products / 268-269
Goggles / 270-271
Belts / Buckles 272-273
Jackets / 273
Wallets / 273
Knife holders / 273

Conversion table / 278
Fitment guide / 278
Addresses / 279
Pictograms / 280

- 1
- 2
- 3
- 4
- 5
- 6
- 7
- 8
- 9
- 10
- 11
- 12
- 13
- 14
- 15
- 16
- 17



YOUR HARLEY-DAVIDSON YOUR STYLE



HANDLEBARS
PAGE 6-7

KNUCKLE LEVERS
PAGE 8-9

MIRRORS
PAGE 184-189

RISERS
PAGE 178-179

GRIPS
PAGE 180-181

HEADLIGHTS
PAGE 212-217

FUEL TANKS
PAGE 16-17

FENDERS
PAGE 17

TAILLIGHTS
PAGE 220-228

FENDERS
PAGE 17

SEATS
PAGE 240-243

LICENSE PLATE HOLDER
PAGE 204-205

ENGINE GUARDS
PAGE 18-19

SHIFTER PEGS
PAGE 194-195

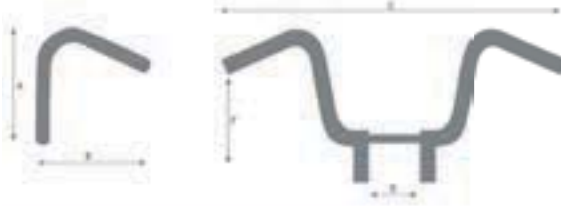
FOOTPEGS
PAGE 10-11

SWINGARMBAGS
PAGE 25-27

TURN SIGNALS
PAGE 228-235

1 HANDLEBARS

Our handlebars are tested and TÜV approved. All handlebars are polished and treated with micro-nickel before they are finished with a mirror look chrome finish. These handlebars have specific measurements so they will fit Harley-Davidson only. Most handlebars have slots for internal wiring or with dimples.



| HANDLEBARS | | | |
|-------------------------------------|--------------|---|--------|
| Part nr | Ø | Measurements | Color |
| Flyer Wide with dimples | | | |
| [A] 557-206 | Ø 25 mm (1") | A - 6cm, B - 19cm, C - 100cm, D - 20cm | Chrome |
| [A] 557-206B | Ø 25 mm (1") | A - 6cm, B - 19cm, C - 100cm, D - 20cm | Black |
| Drag Style Wide with dimples | | | |
| [B] 557-208 | Ø 25 mm (1") | B - 10cm, C - 80cm, D - 25cm | Chrome |
| [B] 557-208B | Ø 25 mm (1") | B - 10cm, C - 80cm, D - 25cm | Black |
| Ape hanger with dimples | | | |
| [C] 557-219 | Ø 25 mm (1") | A - 41cm, B - 19cm, C - 90cm, D - 25cm | Chrome |
| [C] 557-219B | Ø 25 mm (1") | A - 41cm, B - 19cm, C - 90cm, D - 25cm | Black |
| Street Medium with dimples | | | |
| [D] 557-231 | Ø 25 mm (1") | A - 30cm, B - 18cm, C - 89cm, D - 24cm | Chrome |
| [D] 557-231B | Ø 25 mm (1") | A - 30cm, B - 18cm, C - 89cm, D - 24cm | Black |
| XLX Style with dimples | | | |
| [E] 557-238 | Ø 25 mm (1") | A - 13cm, B - 25cm, C - 80cm, D - 17cm | Chrome |
| [E] 557-238B | Ø 25 mm (1") | A - 13cm, B - 25cm, C - 80cm, D - 17cm | Black |
| Fighter with dimples | | | |
| [F] 557-256 | Ø 25 mm (1") | B - 9cm, C - 93cm, D - 14cm | Chrome |
| [F] 557-256B | Ø 25 mm (1") | B - 9cm, C - 93cm, D - 14cm | Black |
| V-bar Extreme | | | |
| [G] 55-5037 | 32mm (1 ¼") | A - 21cm B - 15cm C - 102cm E - 89mm (3-1/2")** | Chrome |
| Fat Wishbone | | | |
| [H] 55-5047 | 32mm (1 ¼") | A - 22cm B - 13cm C - 96cm E - 89mm (3-1/2")** | Chrome |
| Arrow | | | |
| [I] 55-5077 | 32mm (1 ¼") | A - 13cm B - 8cm C - 102cm E - 89mm (3-1/2")** | Chrome |
| Raging Bull | | | |
| [J] 55-5097 | 32mm (1 ¼") | A - 24cm B - 24cm C - 113cm E - 89mm (3-1/2")** | Chrome |
| Solid Custom | | | |
| [K] 55-5307 | 32mm (1 ¼") | A - 27cm B - 34cm C - 94cm E - 89mm (3-1/2")** | Chrome |
| Banana | | | |
| [L] 55-5317 | 32mm (1 ¼") | A - 15cm B - 34cm C - 107cm E - 89mm (3-1/2")** | Chrome |
| Back Off | | | |
| [M] 55-5457 | 32mm (1 ¼") | A - 9cm B - 12cm C - 104cm E - 89mm (3-1/2")** | Chrome |
| *Fat Flyer Handlebar kit | | | |
| [N] 55-600 | 32mm (1 ¼") | A - 6cm B - 17cm C - 100cm D - 40cm E - 13,5cm x Ø 25mm | Chrome |
| *Fat Custom Handlebar kit | | | |
| [O] 55-601 | 32mm (1 ¼") | A - 14cm B - 28cm C - 90cm D - 30cm E - 13,5cm x Ø 25mm | Chrome |

Note: Cannot be mounted on fairing modes or models with throttle by wire. Speedo relocation required for models with speedo mounted on the handlebar (kit not included).

*Note: With switch housings, connectors, Legend grips, clutch- and brake control (11/16"). TÜV on handlebar only

**Note 89mm(3-1/2") center to center spacing for fitment on standard H-D triple trees

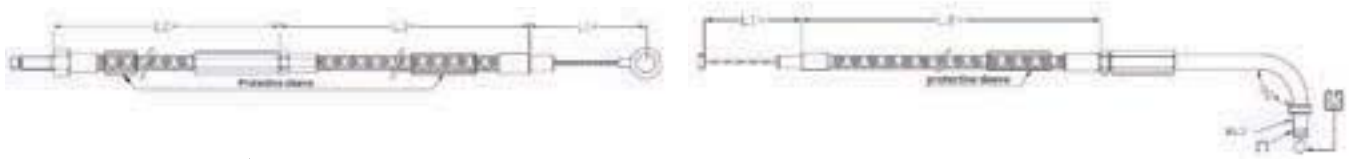
**MORE
HANDLEBARS**

PAGE
168-177



2 CABLES


Different handlebars may require different cables. All cables are braided with stainless steel. Choose the right size for your bike from the schedule below. For hydraulic brake or clutch lines please check section 115 page 191



| | [A] IDLE CABLES (1 PC.) | | | |
|----------------------|-------------------------|-----------------------|------------------------|----------------------|
| Measurements | L1 - 14cm L2 - 81cm | L1 - 14cm L2 - 91,5cm | L1 - 14cm L2 - 101,5cm | L1 - 14cm L2 - 112cm |
| Harley-Davidson | | | | |
| All models '96 - '15 | 20-01701 | 20-01703 | 20-01705 | 20-01707 |

| | [A] THROTTLE CABLES (1 PC.) | | | |
|----------------------|-----------------------------|------------------------|-------------------------|-----------------------|
| Measurements | L1 - 14 cm L2 - 81cm | L1 - 14 cm L2 - 91,5cm | L1 - 14 cm L2 - 101,5cm | L1 - 14 cm L2 - 112cm |
| Harley-Davidson | | | | |
| All models '96 - '15 | 20-01702 | 20-01704 | 20-01706 | 20-01708 |

| | [B] CLUTCH CABLES (1 PC.) | | |
|----------------------|--|--|--|
| Measurements | 160cm (L1 - 10cm L2 - 85 cm L3 - 75 cm) | 173cm (L1 - 10 cm L2 - 85cm L3 - 88cm) | 190cm (L1 - 10 cm L2 - 85cm L3 - 105cm) |
| Dyna | | | |
| All models '00 - '15 | 20-02701 | 20-02702 | 20-02703 |
| Softail | | | |
| All models '00 - '15 | 20-02701 | 20-02702 | 20-02703 |
| Measurements | 160cm (L1 - 10 cm L2 - 65cm L3 - 95cm) | 173cm (L1 - 10 cm L2 - 65cm L3 - 108cm) | |
| Touring | | | |
| All models '00 - '15 | 20-02704 | 20-02705 | |



FOR MIRRORS

PAGE 184-187

3 LEVERS


Replace your stock polished levers for wide blade levers or CNC aluminum knuckle levers in black or chrome

| Color | WIDE BLADE LEVERS | | | KNUCKLE LEVERS | |
|----------------------|-------------------|--------------|------------------------|----------------|--------------|
| | Chrome | Gloss Black | Gloss Black with slots | | Gloss Black |
| Sportster | | | | | |
| All models '91 - '03 | [A] 457-130 | [A] 457-130B | 457-140B | [C] 457-103 | [C] 457-103B |
| All models '04 - '13 | 457-131 | 457-131B | 457-141B | | |
| Dyna | | | | | |
| All models '96 - up | [A] 457-130 | [A] 457-130B | 457-140B | [C] 457-103 | [C] 457-103B |
| Softail | | | | | |
| All models '96 - '14 | [A] 457-130 | [A] 457-130B | 457-140B | [C] 457-103 | [C] 457-103B |
| Touring | | | | | |
| All models '96 - '07 | [A] 457-130 | [A] 457-130B | 457-140B | [C] 457-103 | [C] 457-103B |
| All models '08 - '14 | 457-132 | 457-132B | [B] 457-142B | | |

4 MASTER CYLINDER COVERS

Billet aluminum and black anodized master cylinder cover

| | FLAME COVER |
|----------------------|-------------|
| Sportster | |
| All models '07 - up | [A] 457-032 |
| Dyna | |
| All models '06 - up | [B] 457-031 |
| Softail | |
| All models '06 - '14 | [B] 457-031 |



5A



5B



6 'Air'



6 'Smooth'



6 'Tech Glide™'



7A



7B



7C



7D



5 HIGHWAY HAWK FORWARD CONTROLS

Mount forward controls for a custom look and more comfortable ride



| CHROME FORWARD CONTROLS | | |
|--|-----------------|---------------------|
| Design | [A] Smooth pegs | [B] Tech Glide pegs |
| Sportster | | |
| Front Control Models (+15 cm) Mid Control Models (+43 cm) | 497-801 | 497-601 |

Note: For matching footpegs see section 7

6 FOOTPEGS

Replace your stock footpegs for these nice design pegs or match your passenger pegs with forward controls from section 5

| FOOTPEGS | | | |
|-------------------------------------|--------------------|--------------------|--------------------|
| Design | Air | Smooth | Tech Glide |
| Harley-Davidson | | | |
| All models with male mount footpegs | [A] 737-380 | [B] 737-381 | [C] 737-600 |

7 PREMIUM FORWARD CONTROLS

Mount forward controls for a custom look and more comfortable ride

| PREMIUM FORWARD CONTROLS WITH MILLED LEVERS | | | | |
|---|-----------------|-------------------|------------------|-------------------|
| Design | [A] Speed pegs | | [B] Classic pegs | |
| Color | Chrome | Gloss Black | Chrome | Gloss Black |
| Sportster | | | | |
| All models '91 - '03 (+24cm) | 497-3301 | | 497-3201 | |
| All models '91 - '03 (+32cm) | 497-3302 | | 497-3202 | |
| All models '04 - '13 (without abs) (+32cm) | 497-3303 | 497-3303BK | 497-3203 | 497-3203BK |
| All models '04 - '13 (without abs) (+42cm) | 497-3305 | 497-3305BK | 497-3205 | 497-3205BK |
| All models '14 - up (with abs) (+28cm) | 497-3304 | 497-3304BK | 497-3204 | 497-3204BK |
| All models '14 - up (with abs) (+42cm) | 497-3306 | 497-3306BK | 497-3206 | 497-3206BK |
| Dyna | | | | |
| All models with mid controls '06 - up (+30cm) | 497-3307 | 497-3307BK | 497-3207 | 497-3207BK |
| Softail | | | | |
| FL Models '08 - up (+17cm) | 497-3308 | | 497-3208 | |
| FX Models '08 - up (+12cm) | 497-3308 | | 497-3208 | |

| PREMIUM FORWARD CONTROLS WITH SMOOTH LEVERS | | | | |
|---|-----------------|-------------------|------------------|-------------------|
| Design | [C] Speed pegs | | [D] Classic pegs | |
| Color | Chrome | Gloss Black | Chrome | Gloss Black |
| Sportster | | | | |
| All models '91 - '03 (+24cm) | 497-3101 | | 497-3001 | |
| All models '91 - '03 (+32cm) | 497-3102 | | 497-3002 | |
| All models '04 - '13 (without abs) (+32cm) | 497-3103 | 497-3103BK | 497-3003 | 497-3003BK |
| All models '04 - '13 (without abs) (+42cm) | 497-3105 | 497-3105BK | 497-3005 | 497-3005BK |
| All models '14 - up (with abs) (+28cm) | 497-3104 | 497-3104BK | 497-3004 | 497-3004BK |
| All models '14 - up (with abs) (+42cm) | 497-3106 | 497-3106BK | 497-3006 | 497-3006BK |
| Dyna | | | | |
| All models with mid controls '06 - up (+30cm) | 497-3107 | 497-3107BK | 497-3007 | 497-3007BK |
| Softail | | | | |
| FL Models '08 - up (+17cm) | 497-3108 | | 497-3008 | |
| FX Models '08 - up (+12cm) | 497-3108 | | 497-3008 | |

8 HIGHWAY HAWK HOMOLOGATED SLIP-ONS

Euro 3 approved, Stainless steel mufflers with Chrome or Black covers.

| Design | [A] SLASHCUT EXHAUSTS | | [B] STRAIGHTCUT EXHAUSTS | | O.D. Ø |
|---|-----------------------|------------|--------------------------|--------------|--------|
| | Chrome | Dull Black | Chrome | Dull Black | |
| Sportster | | | | | |
| All XL models '91 - '03 (24cm) | 657-8830 | 657-8831 | 657-8832 | 657-8833 | 80mm |
| All XL models '04 - '13 (without abs) (32cm) | 657-8840 | 657-8841 | 657-8842 | 657-8843 | 80mm |
| All XL models '14 - up (with abs) (42cm) | 657-8844 | 657-8845 | 657-8846 | 657-8847 | 80mm |
| Dyna | | | | | |
| All models '91 - '07 | 657-1800 | 657-1801 | 657-1802 | 657-1803 | 80mm |
| *All models '08 - up | 657-1900 | 657-1901 | 657-1902 | 657-1903 | 80mm |
| FXDF Fatbob '08 - up | 657-2000 | 657-2001 | 657-2002 | 657-2003 | 80mm |
| FXDWG Wide Glide '10 - up | 657-2000 | 657-2001 | 657-2002 | 657-2003 | 80mm |
| Softail | | | | | |
| **All models '00 - '06 | 657-1100 | 657-1101 | 657-1102 | 657-1103 | 80mm |
| FLS Slim '12 - up | 657-1600 | 657-1601 | 657-1602 | 657-1603 | 80mm |
| FLSTF Fatboy '00 - '06 | 657-1400 | 657-1401 | 657-1402 | 657-1403 | 80mm |
| FLSTF Fatboy '07 - up | 657-1500 | 657-1501 | 657-1502 | 657-1503 | 80mm |
| FLSTN DeLuxe '04 - '06 | 657-1300 | 657-1301 | 657-1302 | 657-1303 | 80mm |
| FLSTN DeLuxe '07 - up | 657-1500 | 657-1501 | 657-1502 | 657-1503 | 80mm |
| FLSTSB Cross Bones | 657-1600 | 657-1601 | 657-1602 | 657-1603 | 80mm |
| FLSTSC Softail Heritage Springer '97 - '06 | 657-1700 | 657-1701 | 657-1702 | 657-1703 | 80mm |
| FXCW/W Rocker | 657-1200 | 657-1201 | 657-1202 | 657-1203 | 80mm |
| FXSB Breakout '13 - up | 657-1200 | 657-1201 | 657-1202 | 657-1203 | 80mm |
| FXST Standard '07 - up | 657-1200 | 657-1201 | 657-1202 | 657-1203 | 80mm |
| FXSTB Night Train '07 - up | 657-1200 | 657-1201 | 657-1202 | 657-1203 | 80mm |
| FXSTC Custom '07 - up | 657-1200 | 657-1201 | 657-1202 | 657-1203 | 80mm |
| Touring | | | | | |
| FLH '95 - '16 | | | [C] 657-2100 | [C] 657-2101 | 100mm |

*Except FXDF '08 - up, FXDWG '10 - up

** Except FLSTF, FLSTSC, FLSTN

8A



8B



8C



9A



9B



9C




9D



9E



9F



All systems come with removable baffles

9 EAGLE HOMOLOGATED EXHAUST

Speed Products was founded in 1980 and has 32 years experience in manufacturing of high performance products for motorcycles. The brand "Eagle" was developed in 1985 and development continues every day.

| Design | SIDEWINDER SLASHCUT EXHAUSTS | | M7 STRAIGHTCUT EXHAUSTS | | [F] REVOLVER SLASHDOWN |
|----------------------------------|------------------------------|-------------------|-------------------------|-------------------|------------------------|
| Color | CHROME | BLACK | CHROME | BLACK | BLACK |
| Sportster | | | | | |
| All models '91 - '03 | | | | | 65-8007328SD |
| All models '04 - '13 | [A] 65-8307317(K) | [B] 65-8307327(K) | [C] 65-8307316(K) | [D] 65-8307326(K) | |
| All models '14 - up | [A] 65-8407317(K) | [B] 65-8407327(K) | [C] 65-8307316(K) | [D] 65-8307326(K) | |
| Dyna | | | | | |
| FXD/X Super glide '96 - '05 | [E] 65-8410317(K) | 65-8410327(K) | 65-8410316(K) | 65-8410326(K) | 65-8410328SD(K) |
| FXDL Low rider '96 - '14 | [E] 65-8410317(K) | 65-8410327(K) | 65-8410316(K) | 65-8410326(K) | 65-8410328SD(K) |
| FXDB Street Bob '06 - up | [E] 65-8410317(K) | 65-8410327(K) | 65-8410316(K) | 65-8410326(K) | 65-8410328SD(K) |
| FXDC Super Glide '06 - up | [E] 65-8410317(K) | 65-8410327(K) | 65-8410316(K) | 65-8410326(K) | 65-8410328SD(K) |
| FXDF Fatbob '08 - up | 65-8411317 | 65-8411327 | 65-8411316 | 65-8411326 | |
| FXDWG Wide Glide '10 - up | 65-8411317 | 65-8411327 | 65-8411316 | 65-8411326 | |
| Softail | | | | | |
| **All models '00 - '06 | 65-8303317 | | 65-8303316 | 65-8303326 | 65-8303328SD |
| FLS Slim '12 - up | 65-8323317(K) | 65-8323327(K) | 65-8323316(K) | 65-8323326(K) | |
| FLSTC Heritage Softail '07 - '14 | 65-8404317K | 65-8404327(K) | 65-8404316K | 65-8404326(K) | 65-8404328SD(K) |
| FLSTF Fatboy '00 - '06 | 65-8223317 | | 65-8223316 | | |
| FLSTF Fatboy '07 - up | 65-8323317(K) | 65-8323327(K) | 65-8323316(K) | 65-8323326(K) | |
| FLSTN DeLuxe '07 - up | 65-8313317(K) | | 65-8313316(K) | | |
| FLSTSB Cross Bones | 65-8313317(K) | | 65-8313316(K) | | |
| FXCW/W Rocker | 65-8404317(K) | 65-8404327(K) | 65-8404316(K) | 65-8404326(K) | 65-8404328SD(K) |
| FXSB Breakout '13 - up | 65-8513317(K) | | 65-8513316(K) | | 65-8513328SD(K) |
| FXST Standard '07 - up | 65-8404317(K) | 65-8404327(K) | 65-8404316(K) | 65-8404326(K) | 65-8404328SD(K) |
| FXSTC Custom '07 - up | 65-8404317(K) | 65-8404327(K) | 65-8404316(K) | 65-8404326(K) | 65-8404328SD(K) |
| Touring | | | | | |
| FLH '95 - '16 | 65-804831 | | | | |

[K] Your bike might require optional catalyst

*Except FXDF and FXDWG '10 - up

**Except FLSTF, FLSTC, FLSTN





10A



10B



10 FUEL TANK

If you want to take customizing to the next level these raw and unfinished fuel tanks are the thing for you. Make your choice from three different styles.

| FUEL TANK | | |
|---|--|----------------|
| Part nr | Measurements | Petcock thread |
| Custom tank with pop-up gas cap | | |
| [A] 617-001 | L - 60cm, W - 38cm, H - 24cm, 18 liter Frame mounting Ø 60mm | 3/8" NPT |
| Stretched tank with pop-up gas cap | | |
| [B] 617-005 | L - 66cm, W - 38cm, H - 24cm, 18 liter Frame mounting Ø 60mm | 3/8" NPT |

Note: No hardware and petcock included

11 STEEL FENDER

Multi-fit, Steel


| FRONT FENDER | | |
|--------------------|---|--------------------------|
| Part nr | Measurements | Extra info |
| [A] 59-033 | W- 15cm (6") | for 16" up to 19" wheels |
| [B] 59-034 | W- 11cm (4 1/3") | for 16" up to 19" wheels |
| REAR FENDER | | |
| Part nr | Measurements | Extra info |
| [C] 59-0495 | W - 25CM (10") | |
| [D] 59-0496 | W - 30cm (12") | |
| [E] 59-0501 | W - 25cm (10") Frame mounting distance 28,5cm (11 1/4") | strutless fender |
| [E] 59-0502 | W - 30cm (12") Frame mounting distance 33,5cm (13") | strutless fender |



12A



12B



13A



13B



14



12 FAT BARS Ø 32MM ☒

Fat engine guard for a custom look or to replace the stock fat bar.

| | FAT BAR Ø 32MM | |
|------------------------|----------------|----------------|
| Color | Chrome | Gloss Black |
| Sportster | | |
| All XL models '04 - up | 597-5008 | [A] 597-5008BK |
| Softail | | |
| All FX models '00 - up | [B] 597-5004 | 597-5004BK |
| Touring | | |
| FLH '96 - '08 | 597-5009 | 597-5009BK |
| FLH '09 - up | 597-5010 | 597-5010BK |

13 EXTREME FAT BARS Ø 38MM ☒

Extreme fat engine guards for a custom look or to replace the stock fat bar.

| | EXTREME FAT BAR Ø 38MM | |
|----------------------------------|------------------------|----------|
| Color | Chrome | Black |
| Dyna | | |
| All FXD models with mid controls | [A] 597-012 | 597-012B |
| Softail | | |
| All FL models '00 - up | [B] 597-011 | 597-011B |

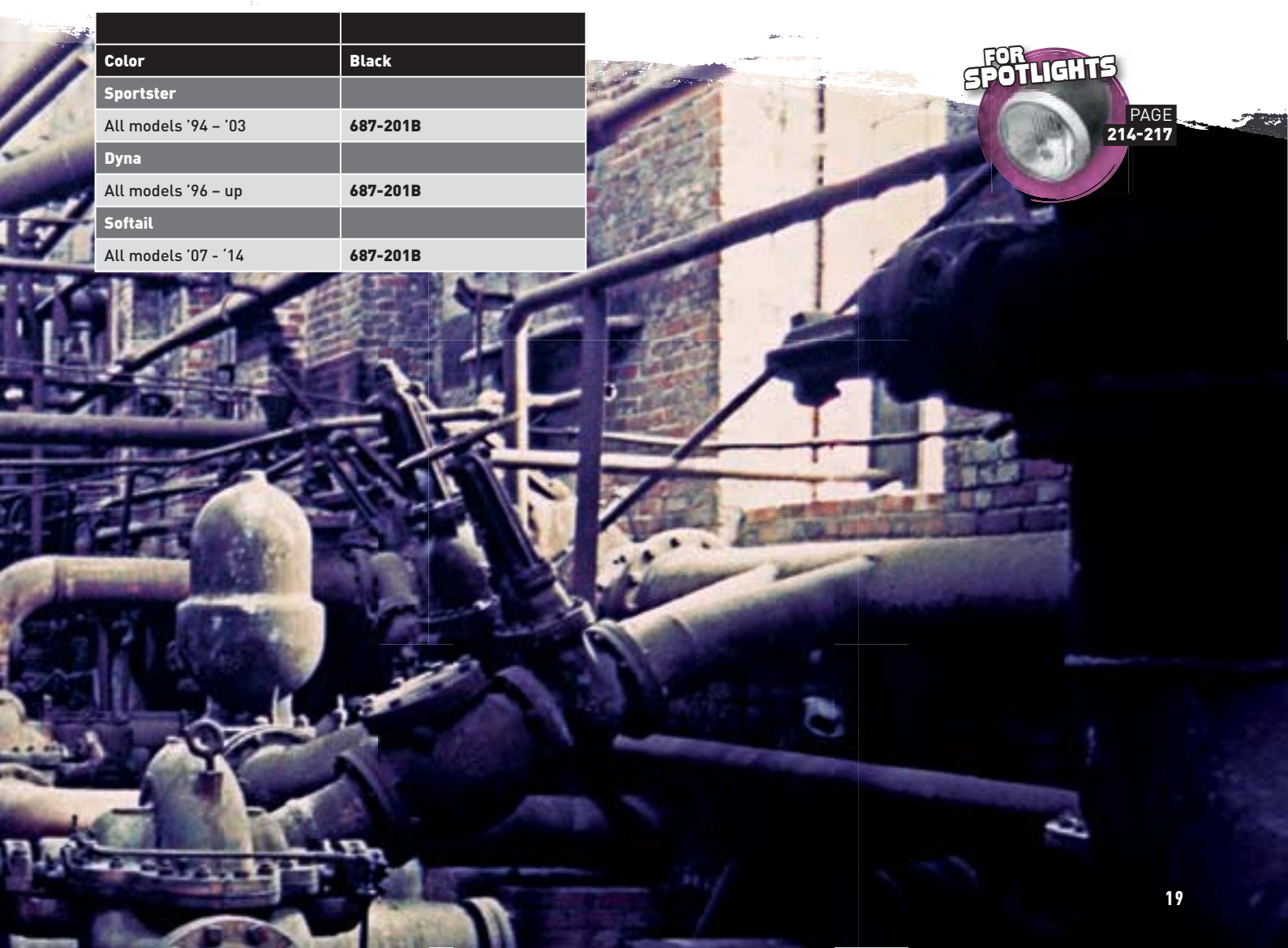
14 V-BAR SPOTLIGHT BRACKET ☒

| Color | Black |
|----------------------|----------|
| Sportster | |
| All models '94 - '03 | 687-201B |
| Dyna | |
| All models '96 - up | 687-201B |
| Softail | |
| All models '07 - '14 | 687-201B |

FOR SPOTLIGHTS



PAGE 214-217



15 SISSYBAR COMFORT ☒

The sissybar comfort-line is designed for passenger who demand comfort on long rides. The high sissy bar and wide pillow provide maximum comfort. Sissybars can be customized with different backplates in different colors. Average height from fender: 40cm

| | COMFORT SISSYBAR SLOTTED BACKPLATE | | | |
|-----------------------------------|------------------------------------|------------|------------|-----------|
| Side brackets | [A] Chrome | [B] Black | [C] Chrome | [D] Black |
| Up-right | [A] Chrome | [B] Black | [C] Chrome | [D] Black |
| Backplate | [A] Chrome | [B] Chrome | [C] Black | [D] Black |
| Sportster | | | | |
| All XL models '91 - '03 | 527-6043 | 527-6043B | 527-6243 | 527-6243B |
| All XL models '04 - up | 527-6045 | 527-6045B | 527-6245 | 527-6245B |
| Dyna | | | | |
| *All models '06 - up | 527-6040 | 527-6040B | 527-6240 | 527-6240B |
| FXDF Fatbob '08 - up | 527-6044 | 527-6044B | 527-6244 | 527-6244B |
| FXDWG Wide Glide '06 - '08 | 527-6044 | 527-6044B | 527-6244 | 527-6244B |
| Softail | | | | |
| FLSTC Heritage '07 - up | 527-6047 | 527-6047B | 527-6247 | 527-6247B |
| FLSTC Heritage '86 - '99 | 527-6042 | 527-6042B | 527-6242 | 527-6242B |
| FLSTF Fatboy '07 - up | 527-6046 | 527-6046B | 527-6246 | 527-6246B |
| FLSTF Fatboy '86 - '06 | 527-6042 | 527-6042B | 527-6242 | 527-6242B |
| FLSTN DeLuxe '07 - up | 527-6047 | 527-6047B | 527-6247 | 527-6247B |
| FLSTN Deluxe '00 - '06 | 527-6042 | 527-6042B | 527-6242 | 527-6242B |
| FLSTS Heritage Springer '86 - '99 | 527-6042 | 527-6042B | 527-6242 | 527-6242B |
| FLSTSB Cross Bones | 527-6046 | 527-6046B | 527-6246 | 527-6246B |
| FXST Standaard '06 - up | 527-6046 | 527-6046B | 527-6246 | 527-6246B |
| FXSTB Nighttrain '00 - '05 | 527-6042 | 527-6042B | 527-6242 | 527-6242B |
| FXSTB Nighttrain '06 - '09 | 527-6046 | 527-6046B | 527-6246 | 527-6246B |
| FXSTC Custom '07 - up | 527-6046 | 527-6046B | 527-6246 | 527-6246B |
| FXSTC Custom '84 - '99 | 527-6042 | 527-6042B | 527-6242 | 527-6242B |
| FXSTS Springer '84 - '05 | 527-6042 | 527-6042B | 527-6242 | 527-6242B |

* Except FXDF and FXDWG

Note: For matching luggage rack see section 17.



15A



15B




15C



15D



Chrome upright



Black upright

| COMFORT SISSYBAR HIGHWAY HAWK BACKPLATE | | | | |
|---|------------|------------|------------|-----------|
| Side brackets | [E] Chrome | [F] Black | [G] Chrome | [H] Black |
| Up-right | [E] Chrome | [F] Black | [G] Chrome | [H] Black |
| Backplate | [E] Chrome | [F] Chrome | [G] Black | [H] Black |
| Sportster | | | | |
| All XL models '91 - '03 | 527-6143 | 527-6143B | 527-6343 | 527-6343B |
| All XL models '04 - up | 527-6145 | 527-6145B | 527-6345 | 527-6345B |
| Dyna | | | | |
| *All models '06 - up | 527-6140 | 527-6140B | 527-6340 | 527-6340B |
| FXDF Fatbob '08 - up | 527-6144 | 527-6144B | 527-6344 | 527-6344B |
| FXDWG Wide Glide '06 - '08 | 527-6144 | 527-6144B | 527-6344 | 527-6344B |
| Softail | | | | |
| FLSTC Heritage '07 - up | 527-6147 | 527-6147B | 527-6347 | 527-6347B |
| FLSTC Heritage '86 - '99 | 527-6142 | 527-6142B | 527-6342 | 527-6342B |
| FLSTF Fatboy '07 - up | 527-6146 | 527-6146B | 527-6346 | 527-6346B |
| FLSTF Fatboy '86 - '06 | 527-6142 | 527-6142B | 527-6342 | 527-6342B |
| FLSTN DeLuxe '07 - up | 527-6147 | 527-6147B | 527-6347 | 527-6347B |
| FLSTN Deluxe '00 - '06 | 527-6142 | 527-6142B | 527-6342 | 527-6342B |
| FLSTS Heritage Springer '86 - '99 | 527-6142 | 527-6142B | 527-6342 | 527-6342B |
| FLSTSB Cross Bones | 527-6146 | 527-6146B | 527-6346 | 527-6346B |
| FXST Standaard '06 - up | 527-6146 | 527-6146B | 527-6346 | 527-6346B |
| FXSTB Nighttrain '00 - '05 | 527-6142 | 527-6142B | 527-6342 | 527-6342B |
| FXSTB Nighttrain '06 - '09 | 527-6146 | 527-6146B | 527-6346 | 527-6346B |
| FXSTC Custom '07 - up | 527-6146 | 527-6146B | 527-6346 | 527-6346B |
| FXSTC Custom '84 - '99 | 527-6142 | 527-6142B | 527-6342 | 527-6342B |
| FXSTS Springer '84 - '05 | 527-6142 | 527-6142B | 527-6342 | 527-6342B |

* Except FXDF and FXDWG



16A Low Sissybars



16B Wide Sissybars



16 LOW AND WIDE SISSYBARS ☒

Combine comfort and style with the low or wide sissybar. All sissybars come with side brackets and matching hardware. Average height from fender: Low – 25cm, Wide – 40cm

| | [A] LOW SISSYBAR | | [B] WIDE SISSYBAR | |
|-----------------------------------|------------------|------------|-------------------|-------------|
| | Chrome | Dull Black | Chrome | Dull Black |
| Sportster | | | | |
| All XL models '91 - '03 | 527-4043 | 527-4043B | 527-1043 | 527-1043B |
| All XL models '04 - up | 527-4045 | 527-4045B | 527-1045 | 527-1045B |
| Dyna | | | | |
| *All models '06 - up | 527-4040 | 527-4040B | 527-1040 | 527-1040(B) |
| FXDF Fatbob '08 - up | 527-4044 | 527-4044B | 527-1044 | 527-1044B |
| FXDWG Wide Glide '06 - '08 | 527-4044 | 527-4044B | 527-1044 | 527-1044B |
| Softail | | | | |
| FLSTC Heritage '07 - up | 527-4047 | 527-4047B | 527-1047 | 527-1047B |
| FLSTC Heritage '86 - '99 | 527-4042 | 527-4042B | 527-1042 | 527-1042B |
| FLSTF Fatboy '07 - up | 527-4046 | 527-4046B | 527-1046 | 527-1046B |
| FLSTF Fatboy '86 - '06 | 527-4042 | 527-4042B | 527-1042 | 527-1042B |
| FLSTN DeLuxe '07 - up | | | 527-1047 | 527-1047B |
| FLSTN Deluxe '00 - '06 | 527-4042 | 527-4042B | 527-1042 | 527-1042B |
| FLSTS Heritage Springer '86 - '99 | 527-4042 | 527-4042B | 527-1042 | 527-1042B |
| FLSTSB Cross Bones | 527-4046 | 527-4046B | 527-1046 | 527-1046B |
| FXST Standaard '06 - up | 527-4046 | 527-4046B | 527-1046 | 527-1046B |
| FXSTB Nighttrain '00 - '05 | 527-4042 | 527-4042B | 527-1042 | 527-1042B |
| FXSTB Nighttrain '06 - '09 | 527-4046 | 527-4046B | 527-1046 | 527-1046B |
| FXSTC Custom '07 - up | 527-4046 | 527-4046B | 527-1046 | 527-1046B |
| FXSTC Custom '84 - '99 | 527-4042 | 527-4042B | 527-1042 | 527-1042B |
| FXSTS Springer '84 - '05 | 527-4042 | 527-4042B | 527-1042 | 527-1042B |

* Except FXDF and FXDWG

17A Arch Sissybars



17D Luggage Racks



17 ARCH SISSYBARS AND LUGGAGE RACKS ☒

Arch sissybar for a more extreme look for your backpad. Luggage racks can be mounted on all sissybars. Average height from fender: Arch – 40cm.

| | [A] ARCH SISSYBAR | | [C] LUGGAGE RACKS | |
|-----------------------------------|-------------------|------------|-------------------|------------|
| | Chrome | Dull Black | Chrome | Dull Black |
| Sportster | | | | |
| All XL models '91 - '03 | | | 525-002 | 525-002B |
| All XL models '04 - up | 527-3045 | 527-3045B | 525-003 | 525-003B |
| Dyna | | | | |
| *All models '06 - up | | | 525-002 | 525-002B |
| FXDF Fatbob '08 - up | | | 525-002 | 525-002B |
| FXDWG Wide Glide '06 - '08 | | | 525-002 | 525-002B |
| Softail | | | | |
| FLSTC Heritage '07 - up | | | 525-002 | 525-002B |
| FLSTC Heritage '86 - '99 | | | 525-002 | 525-002B |
| FLSTF Fatboy '07 - up | 527-3046 | 527-3046B | 525-0031 | 525-0031B |
| FLSTF Fatboy '86 - '06 | | | 525-002 | 525-002B |
| FLSTN DeLuxe '07 - up | | | 525-002** | 525-002B** |
| FLSTN Deluxe '00 - '06 | | | 525-002** | 525-002B** |
| FLSTS Heritage Springer '86 - '99 | | | 525-002 | 525-002B |
| FLSTSB Cross Bones | 527-3046 | 527-3046B | 525-0031 | 525-0031B |
| FXST Standaard '06 - up | 527-3046 | 527-3046B | 525-0031 | 525-0031B |
| FXSTB Nighttrain '00 - '05 | | | 525-002 | 525-002B |
| FXSTB Nighttrain '06 - '09 | 527-3046 | 527-3046B | 525-0031 | 525-0031B |
| FXSTC Custom '07 - up | 527-3046 | 527-3046B | 525-0031 | 525-0031B |
| FXSTC Custom '84 - '99 | | | 525-002 | 525-002B |
| FXSTS Springer '84 - '05 | | | 525-002 | 525-002B |

* Except FXDF and FXDWG **Requires removal of OEM luggage rack

18 SOLO RACKS

These solo racks give your bike a custom look and are useful to take some extra luggage when you ride solo.

| | [A] TUBULAR SOLO RACK | | [B] BILLET SOLO RACK | | [C] GOTHIC SOLO RACK | |
|---------------------|-----------------------|-------------|----------------------|-------------|----------------------|-------------|
| | Chrome | Gloss Black | Chrome | Gloss Black | Chrome | Gloss Black |
| Sportster | | | | | | |
| All models '91 - up | 667-0131 | 667-0131BK | 667-0631 | 667-0631BK | 667-0331 | 667-0331BK |
| Dyna | | | | | | |
| All models '96 - up | 667-0131 | 667-0131BK | 667-0631 | 667-0631BK | 667-0331 | 667-0331BK |
| Softail | | | | | | |
| All models '84 - up | 667-0131 | 667-0131BK | 667-0631 | 667-0631BK | 667-0331 | 667-0331BK |

Note: Only works with solo seat. Mounting this rack may require drilling a hole in the fender.

LUGGAGE

For luggage and related parts check **Ledrie** Chapter 16 or **Luggage** chapter 15.
For model specific mounting hardware check page 278 **Fitment guide**.

**FOR
LUGGAGE**

PAGE
244-265

18A Tubular Solo Racks



18B Billet Solo Racks



18C Gothic Solo Racks




19 SINGLE SIDED SADDLEBAGS

These single saddlebags have a reinforced backplate so they can be mounted on the fender struts directly or with a saddlebag support.


SINGLE SIDED SADDLEBAGS

| Partnr | Name | Color | Size | Fitment side |
|----------------|-----------------------------------|-------|---------------------------------|--------------|
| Dyna | | | | |
| [A] LZAD2-1096 | Saddlebag one-side | Black | H - 30, W - 30, D - 12 (11l) | left |
| [A] LZAD2-1097 | Saddlebag one-side | Black | H - 30, W - 30, D - 12 (11l) | right |
| [B] LZAD2-1098 | Saddlebag one-side | Brown | H - 30, W - 30, D - 12 (11l) | left |
| [B] LZAD2-1099 | Saddlebag one-side | Brown | H - 30, W - 30, D - 12 (11l) | right |
| [C] LZAD2-1079 | Saddlebag one-side | Black | H - 24, W - 39, D - 14 (8l) | left |
| [C] LZAD2-1080 | Saddlebag one-side | Black | H - 24, W - 39, D - 14 (8l) | right |
| [D] LZAD2-1085 | Single Sided large saddlebag Dyna | Black | H - 42, W - 48, D - 10 (20l) | left |
| [E] LZAD2-1087 | Saddlebag | Black | H - 25, W - 30/18, D - 12, (7l) | left |
| [F] LZAD2-1088 | Saddlebag | Brown | H - 25, W - 30/18, D - 12, (7l) | right |

Note: For saddlebag supports and mounting hardware check Fitment guide page 250-253



Real dutch craftsmanship with 30 years of experience in motorcycle bags. Only real Leather is used in these handmade products. Ledrie bags have reinforced linings to keep the shape maintained.



20 SWINGARM BAGS

These bags are designed to be mounted on a triangular swingarm while maintaining the clean look of your motorbike.

1

HARLEY-DAVIDSON

| SWINGARM BAGS | | | | |
|---------------------------|--|-------|--------------------------------|--------------|
| Partnr | Name | Color | Size | Fitment side |
| Softtail (to 2017) | | | | |
| [A] LZAD2-1075 | Swingarm Bag | Black | H - 35/15, W - 26, D - 14 (9L) | left |
| [B] LZAD2-1075H* | Swingarm Bag with bottleholder | Black | H - 35/15, W - 26, D - 14 (9L) | left |
| [C] LZAD2-1077 | Swingarm Bag | Black | H - 35/15, W - 26, D - 14 (9L) | left |
| [D] LZAD2-1077H* | Swingarm Bag with bottleholder | Black | H - 35/15, W - 26, D - 14 (9L) | left |
| [E] LZAD2-1089 | Swingarm Bag | Brown | H - 35/15, W - 26, D - 14 (9L) | left |
| [F] LZAD2-2001 | Swingarm Bag | Black | H - 35/15, W - 26, D - 14 (9L) | left |
| [G] LZAD2-2005 | Swingarm Bag narrow | Black | H - 35/15, W - 26, D - 9 (6L) | left |
| [H] LZAD2-2005H* | Swingarm Bag narrow with bottleholder | Black | H - 35/15, W - 26, D - 9 (6L) | left |
| [I] LZAD2-2009 | Swingarm Bag narrow | Brown | H - 35/15, W - 26, D - 9 (6L) | left |
| [J] LZAD2-2012 | Swingarm Bag Straight | Black | H - 30, W - 25, D - 10 (7,5L) | left |
| [K] LZAD2-2013 | Swingarm Bag Straight | Brown | H - 30, W - 25, D - 10 (7,5L) | left |
| [M] LZAD2-2014 | Swingarm Bag Straight Smart Softtail Black | Black | H - 33, W - 25, D - 13 (10L) | left |
| [N] LZAD2-2015 | Swingarm Bag Straight Smart Softtail Brown | Brown | H - 33, W - 25, D - 13 (10L) | left |
| [O] LZAD2-2016 | Swingarm Bag Rounded Softtail Black | Black | H - 37/20, W - 34,5 D - 14 | left |
| [P] LZAD2-2017 | Swingarm Bag Rounded Softtail Brown | Brown | H - 37/20, W - 34,5 D - 14 | left |
| Softtail (2018-up) | | | | |
| [A] LZAD2-1075-2 | Swingarm Bag | Black | H - 35/15, W - 26, D - 14 (9L) | left |
| [B] LZAD2-1075H-2* | Swingarm Bag with bottleholder | Black | H - 35/15, W - 26, D - 14 (9L) | left |
| [C] LZAD2-1077-2 | Swingarm Bag | Black | H - 35/15, W - 26, D - 14 (9L) | left |
| [D] LZAD2-1077H-2* | Swingarm Bag with bottleholder | Black | H - 35/15, W - 26, D - 14 (9L) | left |
| [E] LZAD2-1089-2 | Swingarm Bag | Brown | H - 35/15, W - 26, D - 14 (9L) | left |
| [F] LZAD2-2001-2 | Swingarm Bag | Black | H - 35/15, W - 26, D - 14 (9L) | left |
| [G] LZAD2-2005-2 | Swingarm Bag narrow | Black | H - 35/15, W - 26, D - 9 (6L) | left |
| [H] LZAD2-2005H-2* | Swingarm Bag narrow with bottleholder | Black | H - 35/15, W - 26, D - 9 (6L) | left |
| [I] LZAD2-2009-2 | Swingarm Bag narrow | Brown | H - 35/15, W - 26, D - 9 (6L) | left |
| [J] LZAD2-2012-2 | Swingarm Bag Straight | Black | H - 30, W - 25, D - 10 (7,5L) | left |
| [K] LZAD2-2013-2 | Swingarm Bag Straight | Brown | H - 30, W - 25, D - 10 (7,5L) | left |
| Sportster | | | | |
| [L] LZAD2-2020 | Framebag XL Sportster Black | Black | H - 34/24, W - 44, D - 14 | left |

Note: For saddlebag supports and mounting hardware check chapter 15 page 250-253

* Bottleholder. Bottle not included. Can be purchased separately: LH2-10101



YOUR HONDA

YOUR STYLE

HANDLEBARS
PAGE 30-32

SCREENS
PAGE 192-193

STEAMPUNK COVERS
PAGE 213

SPOTLIGHTS
PAGE 214-217

VISORS
PAGE 218-219

RADIATOR COVERS
PAGE 46-47

LEVERSETS
PAGE 34-35

SISSYBARS
PAGE 50-53

SADDLEBAGS
PAGE 244-265

EXHAUST SYSTEMS
PAGE 44-45

FLOORBOARDS
PAGE 42-43

ENGINE GUARDS
PAGE 46-47





MORE HANDLEBARS



PAGE
168-177

1 HANDLEBARS

Our handlebars are tested and TÜV approved. All handlebars are polished and treated with micro-nickel before they are finished with a mirror look chrome finish. These handlebars have specific measurements for the bikes mentioned in the schedule below.



| TYPE | [A] GOTHIC | [B] BANANA | [C] ARROW |
|--|---|--|---|
| Size | 32mm (1 1/4") | 32mm (1 1/4") | 32mm (1 1/4") |
| Measurements | A - 16cm, B - 24cm, C - 95cm, E - 10 cm | A - 15cm, B - 34cm, C - 107cm, E - 10 cm | A - 13cm, B - 8cm, C - 102cm, E - 10 cm |
| VT750C Shadow '04 - up | 55-535 | 55-5311 | 55-507 |
| VT750C2B Black Spirit/Phantom '10 - up | 55-535 | 55-5311 | 55-507 |
| VT750DC Black widow | 55-535 | 55-5311 | 55-507 |
| VT750DC Spirit '07 - up | 55-535 | 55-5311 | 55-507 |
| VT750S / RS '10 - up | 55-535 | 55-5311 | 55-507 |
| VT1100C '87 - '95 | 55-535 | 55-5311 | 55-507 |
| VT1100C2 Ace | 55-535 | 55-5311 | 55-507 |

| TYPE | [D] BACK OFF | [E] FLYER |
|--|---|---|
| Size | 32mm (1 1/4") | 32mm (1 1/4") |
| Measurements | A - 9cm, B - 12cm, C - 104cm, E - 10 cm | A - 15cm, B - 17cm, C - 94cm, E - 10 cm |
| VT750C Shadow '04 - up | 55-545 | 55-521 |
| VT750C2B Black Spirit/Phantom '10 - up | 55-545 | 55-521 |
| VT750DC Black widow '01- '03 | 55-545 | 55-521 |
| VT750DC Spirit '07 - up | 55-545 | 55-521 |
| VT750S/RS '10 - up | 55-545 | 55-521 |
| VT1100C '87 - '95 | 55-545 | 55-521 |
| VT1100C2 Ace | 55-545 | 55-521 |

| TYPE | [F] WISHBONE | [G] FAT WISHBONE | [H] SOLID CUSTOM |
|---|--|---|---|
| Size | 32mm (1 1/4") | 32mm (1 1/4") | 32mm (1 1/4") |
| Measurements | A - 20cm, B - 9cm, C - 80cm, E - 10 cm | A - 22cm, B - 13cm, C - 96cm, E - 10 cm | A - 27cm, B - 34cm, C - 94cm, E - 10 cm |
| VLX/ VT600CD | 55-510 | | |
| VT750C Shadow '04 - up | 55-511 | 55-504 | 55-5301 |
| VT750C2 Ace '97 - '02 | 55-512 | | |
| VT750C2B Black Spirit/ Phantom '10 - up | 55-511 | 55-504 | 55-5301 |
| VT750DC Black widow '01- '03 | 55-511 | 55-504 | 55-5301 |
| VT750DC Spirit '07 - up | 55-511 | 55-504 | 55-5301 |
| VT750S/ RS '10 - up | 55-511 | 55-504 | 55-5301 |
| VT1100C '87 - '95 | 55-511 | 55-504 | 55-5301 |
| VT1100C2 Ace | 55-511 | 55-504 | 55-5301 |




2 ADJUSTABLE HANDLEBARS

| TYPE | [A] STRAIGHT | [B] ROUND |
|--|-------------------|-------------------|
| Size | 32mm (1 1/2") | 32mm (1 1/2") |
| Measurements | A - 14cm C - 95cm | A - 22cm C - 95cm |
| VT750C Shadow '07 - up | 55-580 | 55-581 |
| VT750C2B Black Spirit/Phantom '10 - up | 55-580 | 55-581 |
| VT750DC Black widow '01 - '03 | 55-580 | 55-581 |
| VT750DC Spirit '07 - up | 55-580 | 55-581 |
| VT750S/RS '10 - up | 55-580 | 55-581 |

CROSS RISERS

| [C] CROSS RISERS | |
|--|---------|
| VT750C Shadow '04 - up | 56-062B |
| VT750C2B Black Spirit/Phantom '10 - up | 56-062B |
| VT750DC Black widow | 56-062B |
| VT750DC Spirit '07 - up | 56-062B |
| VT750S/RS '10 - up | 56-062B |
| VT1100C '87 - '95 | 56-062B |
| VT1100C2 Ace | 56-062B |

Note: For more risers check page 186-187



3 CABLES

Different handlebars may require different cables. All cables are braided with stainless steel. Choose the right size for your bike from the schedule below. For hydraulic brake or hydraulic clutch lines please see section 115 page 191.

| | [A] IDLE CABLES | | |
|-------------------------------|-----------------|---------|---------|
| Measurements | Standard size | +150mm | +400mm |
| VLX/ VT600CD '87 - up | 20-0105 | 20-0114 | 20-0115 |
| VT750C2 Ace '97 - '02 | 20-0188 | 20-0189 | |
| VT750DC Black widow '01 - '03 | 20-0188 | 20-0189 | |

| | [A] THROTTLE CABLES | | |
|-------------------------------|---------------------|---------|---------|
| Measurements | Standard size | +150mm | +400mm |
| VLX/ VT600CD '87 - up | 20-0104 | 20-0112 | 20-0113 |
| VT750C2 Ace '97 - '02 | 20-0186 | 20-0187 | |
| VT750DC Black widow '01 - '03 | 20-0186 | 20-0187 | |

| | [B] CLUTCH CABLES | | |
|-------------------------------|-------------------|---------|---------|
| Measurements | Standard size | + 150mm | +400mm |
| VLX /VT600CD '87 - up | 20-0203 | 20-0208 | 20-0209 |
| VT750C2 Ace '97 - '02 | 20-0244 | 20-0245 | |
| VT750DC Black widow '01 - '03 | 20-0244 | 20-0245 | |

| | [C] SPEEDO CABLES | | |
|-----------------------|-------------------|---------|--------|
| Measurements | Standard size | +150mm | +400mm |
| VLX/ VT600CD '87 - up | 20-0303 | 20-0309 | |





4A



FOR MIRRORS

PAGE 184-187

4B



5A



5B



5C



4 LEVERS

Replace your stock polished levers for chromed blade levers or chromed aluminum knuckle levers

| Design | [A] WIDE BLADE LEVERS | [B] KNUCKLE LEVERS |
|--|-----------------------|--------------------|
| Color | Chrome | Chrome |
| VT125 Shadow '99 - '06 | 451-106 | 451-301 |
| VLX /VT600CD | 451-106 | 451-301 |
| VT750DC Black Widow '01 - '03 | 451-106 | 451-301 |
| VT750C2 Ace '97 - '02 | 451-106 | 451-301 |
| VT750C Shadow '04 - Up | 451-106 | 451-301 |
| VT750C2B Black Spirit/Phantom '10 - up | 451-106 | 451-301 |
| VT750S/RS '10 - up | 451-106 | 451-301 |
| VT1100C2 Ace | 451-106 | 451-301 |
| VTX1300C/R/S | 451-106 | 451-301 |
| VT1300CX Fury '12 - up | 451-106 | 451-301 |
| VTX1800C/R/S | 451-106 | 451-302 |

5 MASTER CYLINDER COVERS

Billet aluminum and black anodized master cylinder cover

| Design | MASTERCYLINDER COVERS | | |
|---|-----------------------|----------------|--------------------|
| | [A] Gothic | [B] Tech Glide | [C] "Live To Ride" |
| VLX/VT600CD up | 451-023 | 451-003 | 451-001 |
| VT750DC Black widow '01 - '03 | 451-023 | 451-003 | 451-001 |
| VT750C2 Ace '97 - '02 | 451-023 | 451-003 | 451-001 |
| VT750C Shadow '04 - up | 451-023 | 451-003 | 451-001 |
| VT750C Shadow Aero '04 - up | 451-023 | 451-003 | 451-001 |
| VT750C2B Black Spirit/ Phantom '10 - up | 451-023 | 451-003 | 451-001 |
| VT750DC Spirit '07 - up | 451-023 | 451-003 | 451-001 |
| VT750S/RS '10 - up | 451-023 | 451-003 | 451-001 |
| VT1100C2 Ace | 451-023 | 451-003 | 451-001 |
| VT1300CX Fury '12 - up | 451-023 | 451-003 | 451-001 |
| VTX1300C/R/S | 451-023 | 451-003 | 451-001 |
| VTX1800C/R/S | 451-023 | 451-003 | 451-001 |



6 PREMIUM FORWARD CONTROLS

Mount forward controls for a custom look and more comfortable ride

| Design | PREMIUM FORWARD CONTROLS WITH SMOOTH LEVERS | | | |
|---|---|-----------|------------------|-----------|
| | [A] Speed pegs | | [B] Classic pegs | |
| | Chrome | Black | Chrome | Black |
| CA125 Rebel '95-UP, CMX 250C Rebel '96 - up (+22cm) | 491-3100 | | 491-3000 | |
| VT125 Shadow '99 - '06 (+16cm) | 491-3101 | | 491-3001 | |
| VLX/VT600CD (+12cm) | 491-3102 | | 491-3002 | |
| VT750C2 Ace '97 - '02 (+20cm) | 491-3103 | | 491-3003 | |
| VT750DC Black widow '01 - '03 (+11cm) | 491-3104 | | 491-3004 | |
| VT750DC Black widow '01 - '03 (+18cm) | 491-3105 | | 491-3005 | |
| VT750C Shadow '04 - up (+11cm) | 491-3106 | | 491-3006 | |
| VT750C2B Black Spirit/ Phantom '10 - up (+11cm) | 491-3106 | | 491-3006 | |
| VT750DC Spirit '07 - up (+11cm) | 491-3106 | | 491-3006 | |
| VT750C Shadow '04 - up (+21cm) | 491-3107 | | 491-3007 | |
| VT750C2B Black Spirit/ Phantom '10 - up (+21cm) | 491-3107 | | 491-3007 | |
| VT750DC Spirit '07 - up (+21cm) | 491-3107 | | 491-3007 | |
| VT750DC Spirit '07 - up ABS (+11cm) | 491-3108 | | 491-3008 | |
| VT750DC Spirit '07 - up ABS (+21cm) | 491-3109 | | 491-3009 | |
| VT1100C '87 - '95 (+12cm) | 491-3110 | | 491-3010 | |
| VT1100C2 Ace (+19cm) | 491-3111 | | 491-3011 | |
| VT1100 C3 ACE '98 - '00 (+19cm) | 491-3112 | | 491-3012 | |
| VTX1300C, VTX1300R, VTX1300S (+12cm) | 491-3113 | 491-3113B | 491-3013 | 491-3013B |
| VTX1300C, VTX1300R, VTX1300S (+22cm) | 491-3114 | 491-3114B | 491-3014 | 491-3014B |
| VT1300CX Fury '12 - up (+15cm) | 491-3115 | | 491-3015 | |
| VTX1800C, VTX1800R, VTX1800S (+15cm) | | | 491-3016 | |

Replacement parts: 49-300 Rubber rings, classic pegs 49-301 Rubber rings, speed pegs



| Design | PREMIUM FORWARD CONTROLS WITH MILLED LEVERS | | | |
|---|---|-----------|------------------|-----------|
| | [C] Speed pegs | | [D] Classic pegs | |
| Color | Chrome | Black | Chrome | Black |
| CA125 Rebel '95-UP, CMX 250C Rebel '96 - up (+22cm) | 491-3300 | | 491-3200 | |
| VT125 Shadow '99 - '06 (+16cm) | 491-3301 | | 491-3201 | |
| VLX/VT600CD (+12cm) | 491-3302 | | 491-3202 | |
| VT750C2 Ace '97 - '02 (+20cm) | 491-3303 | | 491-3203 | |
| VT750DC Black widow '01 - '03 (+11cm) | 491-3304 | | 491-3204 | |
| VT750DC Black widow '01 - '03 (+18cm) | 491-3305 | | 491-3205 | |
| VT750C Shadow '04 - up (+11cm) | 491-3306 | | 491-3206 | |
| VT750C2B Black Spirit/ Phantom '10 - up (+11cm) | 491-3306 | | 491-3206 | |
| VT750DC Spirit '07 - up (+11cm) | 491-3306 | | 491-3206 | |
| VT750C Shadow '04 - up (+21cm) | 491-3307 | | 491-3207 | |
| VT750C2B Black Spirit/ Phantom '10 - up (+21cm) | 491-3307 | | 491-3207 | |
| VT750DC Spirit '07 - up (+21cm) | 491-3307 | | 491-3207 | |
| VT750DC Spirit '07 - up ABS (+11cm) | 491-3308 | | 491-3208 | |
| VT750DC Spirit '07 - up ABS(+21cm) | 491-3309 | | 491-3209 | |
| VT1100C '87 - '95 (+12cm) | 491-3310 | | 491-3210 | |
| VT1100C2 Ace (+19cm) | 491-3311 | | 491-3211 | |
| VT1100 C3 ACE '98 - '00 (+19cm) | 491-3312 | | 491-3212 | |
| VTX1300C, VTX1300R, VTX1300S (+12cm) | 491-3313 | 491-3313B | 491-3213 | 491-3213B |
| VTX1300C, VTX1300R, VTX1300S (+22cm) | 491-3314 | 491-3314B | 491-3214 | 491-3214B |
| VT1300CX Fury '12 - up (+15cm) | 491-3315 | | 491-3215 | |
| VTX1800C, VTX1800R, VTX1800S (+15cm) | 491-3316 | | 491-3216 | |

Replacement parts: 49-300 Rubber rings, classic pegs 49-301 Rubber rings, speed pegs





7 HIGHWAY HAWK FORWARD CONTROLS

Mount forward controls for a custom look and more comfortable ride.

| Design | CHROME FORWARD CONTROLS | |
|--|-------------------------|--------------------------|
| | [A] with Smooth pegs | [B] with Tech Glide pegs |
| VLX / VT600CD (+8cm) | 491-801 | 491-601 |
| VTX1300R, VTX1300S (+15cm) | 491-808 | 491-608 |
| VT750C Shadow '04 - up VT750DC Spirit '07 - up (+15cm) | 491-809 | 491-609 |
| VT750C Shadow Aero '04 - up (+15cm) | 491-809 | 491-609 |
| VT750C2B Black Spirit/ Phantom '10 - up (+15cm) | 491-809 | 491-609 |
| VT750DC Spirit '07 - up (+15cm) | 491-809 | 491-609 |

Note: For matching footpegs see section 8



**MORE
FOOTPEGS**

PAGE
194-195

8 FOOTPEGS

Replace your stock footpegs for these nice design pegs or match your passenger pegs with forward controls from section 7.

| Design | RIDER FOOTPEGS | | |
|---|----------------|------------|---------|
| | [A] Tech-Glide | [B] Smooth | [C] Air |
| CMX 250C Rebel '96 - up | 731-600 | 731-390 | 731-382 |
| VT125 Shadow '99 - '06 | 731-600 | 731-390 | 731-382 |
| VLX / VT600CD to -'99 | 731-600 | 731-390 | 731-382 |
| VLX / VT600CD '99 - up | 731-602 | 731-381 | 731-380 |
| VT750C2 Ace '97 - '02 | 731-602 | 731-381 | 731-380 |
| VT750DC Black widow '01 - '03 | 731-600 | 731-390 | 731-382 |
| VT750DC Spirit '07 - up | 731-602 | 731-381 | 731-380 |
| VT750C Shadow '04 - up | 731-602 | 731-381 | 731-380 |
| VT750C Shadow Aero '04 - up | 731-602 | 731-381 | 731-380 |
| VT750C2B Black Spirit/ Phantom '10 - up | 731-602 | 731-381 | 731-380 |
| VT750S/RS '10 - up | 731-600 | 731-390 | 731-382 |
| VT1300CX Fury '12 - up | 731-600 | 731-390 | 731-382 |
| VTX1800C, VTX1800R, VTX1800S | 731-600 | 731-390 | 731-382 |

| Design | PASSENGER FOOTPEGS | | | |
|---|--------------------|------------|---------|---------------|
| | [A] Tech-Glide | [B] Smooth | [C] Air | [D] Extension |
| VT125 Shadow '99 - '06 | 731-606 | 731-393 | 731-385 | |
| VLX / VT600CD to -'99 | 731-606 | 731-393 | 731-385 | |
| VLX / VT600CD '99 - up | 731-602 | 731-381 | 731-380 | |
| VT750C2 Ace '97 - '02 | 731-602 | 731-381 | 731-380 | |
| VT750DC Black widow '01 - '03 | 731-606 | 731-393 | 731-385 | |
| VT750DC Spirit '07 - up | 731-606 | 731-393 | 731-385 | |
| VT750C Shadow '04 - up | 731-606 | 731-393 | 731-385 | 732-0500 |
| VT750C Shadow Aero '04 - up | 731-606 | 731-393 | 731-385 | |
| VT750C2B Black Spirit/ Phantom '10 - up | 731-606 | 731-393 | 731-385 | 732-0500 |
| VT750S/RS '10 - up | 731-606 | 731-393 | 731-385 | |
| VT1300CX Fury '12 - up | 731-606 | 731-393 | 731-385 | 732-0500 |
| VTX1800C, VTX1800R, VTX1800S | 731-606 | 731-393 | 731-385 | |



9 FLOORBOARDS

Hand polished and finished with mirror look chrome finish or black coating.
These floorboards can give you or your passenger that extra comfort on a long trip.

| | [A] FLOORBOARD SMOOTH W - 12.5CM, L - 27,5CM | | | |
|---|--|----------|-----------|----------|
| | Rider | | Passenger | |
| Color | Chrome | Black | Chrome | Black |
| VT750C2 Ace '97 - '02 | 731-850 | 731-850B | 731-750 | 731-750B |
| VT750C Shadow '04 - up | 731-751 | 731-751B | 732-750 | 732-750B |
| VT750C Shadow Aero '04 - up | 731-751 | 731-751B | | |
| VT750DC Spirit '07 - up | | | 732-750 | 732-750B |
| VT750C2B Black Spirit/ Phantom '10 - up | 731-751 | 731-751B | 732-750 | 732-750B |
| VT1100C '87 - '95 | | | 734-750 | 734-750B |

| | [B] FLOORBOARD NEW TECH GLIDE W - 12.5CM, L - 27,5CM | | | | | |
|--|--|----------|----------|-----------|----------|----------|
| | Rider | | | Passenger | | |
| Color | Chrome | Black | Metal | Chrome | Black | Metal |
| VT750C2 Ace '97 - '02 | 731-800 | 731-800B | 731-800M | 731-700 | 731-700B | 731-700M |
| VT750C Shadow '04 - up | 731-701 | 731-701B | 731-701M | 732-700 | 732-700B | 732-700M |
| VT750C Shadow Aero '04 - up | 731-701 | 731-701B | 731-701M | | | |
| VT750DC Spirit '07 - up | | | | 732-700 | 732-700B | 732-700M |
| VT750C2B Black Spirit/Phantom '10 - up | 731-701 | 731-701B | 731-701M | 732-700 | 732-700B | 732-700M |
| VT1100C '87 - '95 | | | | 734-700 | 734-700B | 734-700M |

| | FLOORBOARD W - 12.5CM, L - 31CM | |
|------------------------|---------------------------------|-------------|
| Design | [C] Flame | [D] Classic |
| VT1100C2 Ace | 731-1113 | 731-111 |
| VT1300CX Fury '12 - up | 731-1113 | 731-111 |



10A



10B



10C



11A



11B



11A



removable baffles

10 EAGLE HOMOLOGATED EXHAUST

32 years experience in manufacturing of high performance products for motorcycles. The brand "Eagle" was developed in 1985 and development continues every day.

| Color | CHROME | BLACK | POLISHED |
|-------------------------------|------------|--------------|--------------|
| Honda VT1100C3 Aero | | | |
| [A] Eagle M7 Straight cut | 65-1103316 | 65-1103326 | 65-1103346 |
| [B] Eagle Sidewinder slashcut | 65-1103317 | 65-1103327 | 65-1103347 |
| [C] Eagle Revolver Slashdown | | 65-1103328SD | 65-1103348SD |

11 HIGHWAY HAWK EXHAUST PIPES

Exhaust is a must in customizing. Better sound and a custom look. Choose your favorite.

| | *[A] FATPIPES | **[B] MEGATUNE PIPES |
|-----------------------|---------------|----------------------|
| VT750C2 Ace '97 - '02 | 651-750 | |
| VT1100C2 Ace | | 651-1102 |

Note: For replacement baffles see page 200-201

* With removable baffles

** With fixed baffles

Note: due to fluctuations in carburettor/ ECI settings, timing, etc. Highway Hawk does not warrant against chrome discoloration. Our exhaust systems are not homologated in most European Countries, except when stated. Not homologated exhaust systems are for off-road and/or show purposes only. All Highway Hawk exhausts/ pipes are mounted right hand side only, except when stated differently.

O.D. = outside diameter

I.D. = inside diameter

(Mounting: may need new gaskets and/or carburettor/ ECI adjustments)



DISCLAIMER EXHAUST SYSTEMS

Purchasers of Highway Hawk systems should satisfy themselves that the product is suitable for its intended use.

90 day warranty from date of retail purchase.

Highway Hawk exhaust systems are covered by this warranty against faulty manufacture and defects in production metals. Any system found to be defective on inspection will be replaced on a one for one basis. No consideration will be given for any and all subsequent labour charges how so ever incurred.


This warranty will not cover any system that has been wrongly fitted, modified or changed in any way.

No warranty is given as regards to chrome plated parts against heat generated colour finishes to the product or the forming of oxidation on systems when in use on the motorcycle.

MORE EXHAUSTS

PAGE
196-201





12 EXTREME FAT BARS Ø 38MM ☒

Extreme fat engine guards for a custom look.

| | [A] EXTREME FAT BAR Ø 38MM | |
|--|----------------------------|----------|
| Color | Chrome | Black |
| VT750C2 Ace '97 - '02 | 591-013 | |
| VTX1300R,VTX1300S | 591-017 | |
| VTX1800R,VTX1800S | 591-018 | |
| VT750C Shadow '04 - up | 591-020 | 591-020B |
| VT750C2B Black Spirit/Phantom '10 - up | 591-020 | 591-020B |
| VT750DC Spirit '07 - up | 591-020 | 591-020B |
| VT750S/RS '10 - up | 591-021 | |



13 COVERS, VISORS AND TRIMS

Covers, visors and trims to with a nice chrome finish to dress up your bike and make it look even better.

| | [A] RADIATOR COVERS | [B] CALIPER COVER | [C] AXLE COVERS | [D] REGULATOR COVERS | [E] FENDER TIPS |
|-------------------------|---------------------|-------------------|-----------------|----------------------|-----------------|
| VLX/VT600CD | 711-6101 | | | 691-100 | |
| VT750C2 Ace '97 - '02 | | | 471-750 | | |
| VT750C Shadow '04 - up | | 411-002 | | | |
| VT750DC Black widow | | | 471-750 | | |
| VT750DC Spirit '07 - up | | 411-002 | | | 601-203 |
| VT750S/RS '10 - up | | | | | 601-203 |

| | TURN SIGNAL VISORS | |
|--|--------------------|------------------------|
| | [F] Plain [2Pcs.] | Taillight cover chrome |
| VT125 Shadow '99 - '06 | 661-053 | |
| VLX/VT600CD to - '99 | 661-052 | |
| VLX/VT600CD '99 - up | 661-053 | [G] 661-110 |
| VT750DC Black widow '01 - '03 | 661-053 | |
| VT750C2 Ace '97 - '02 | 661-053 | [H] 661-112 |
| VT750C Shadow '04 - up | 661-053 | [I] 661-116 |
| VT750C Shadow Aero '04 - up | 661-053 | [I] 661-116 |
| VT750C2B Black Spirit/Phantom '10 - up | 661-053 | |
| VT750DC Spirit '07 - up | 661-053 | |
| VT750DC Black Widow | 661-053 | |
| VT750S/RS '10 - up | 661-053 | |
| VT1100C '87 - '95 | 661-052 | |
| VT1100C2 Ace | 661-052 | [G] 661-110 |
| VT1100C3 Aero | 661-053 | |
| VT1300CX Fury '12 - up | 661-053 | |
| VTX1300C | 661-053 | [J] 661-115 |
| VTX1300R/S | 661-053 | [K] 661-117 |
| VTX1800C | 661-053 | [J] 661-115 |
| VTX1800R/S | 661-053 | [K] 661-117 |

* Requires drilling a hole in the fender

14 AIR CLEANERS ☒ ☑

2

HONDA

| Design | [A] TECH GLIDE | [B] FLAT LINER |
|-------------------------|----------------|----------------|
| VT750DC Spirit '07 - up | 291-201 | 291-2011 |

May need carburettor adjustment.





15 SPOTLIGHT BRACKETS ☒

| Design | SPOTLIGHT BRACKETS | | | | |
|--|--------------------|-----------|----------|-----------|----------|
| | [A] Classic | [B] V-Bar | | [C] Omega | |
| Color | Chrome | Chrome | Black | Chrome | Black |
| VLX / VT600CD | | 681-213 | | | |
| VT750C2 Ace '97 - '02 | 681-109 | | | | |
| VTX1300R/S | | 681-214 | | | |
| VTX1800R/S | | 681-214 | | | |
| VT750C Shadow '04 - up | | 681-216 | | 681-116 | 681-116B |
| VT750C2B Black Spirit/Phantom '10 - up | | | | 681-116 | 681-116B |
| VT1100C3 Aero | 681-109 | | | | |
| VT1300CX Fury '12 - up | | 681-217 | 681-217B | | |

Note: For spotlights see page 220-225



16 SISSYBAR COMFORT ☒

The sissybar comfort-line is designed for passengers who demand comfort on long rides. The high sissy bar and wide pillow provide maximum comfort. Sissybars can be customized with different backplates in different colors. Average height from fender: 40cm

2

HONDA

| | COMFORT SISSYBAR SLOTTED BACKPLATE | | | |
|---|------------------------------------|------------|------------|-----------|
| Side brackets | [A] Chrome | [B] Black | [C] Chrome | [D] Black |
| Up-right | [A] Chrome | [B] Black | [C] Chrome | [D] Black |
| Backplate | [A] Chrome | [B] Chrome | [C] Black | [D] Black |
| VT750C2 Ace '97 - '02 | 521-6031 | | 521-6231 | |
| VT750DC Black widow '01- '03 | 521-6044 | | 521-6244 | |
| VT750S/RS '10 - up | 521-6048 | | 521-6248 | |
| VT750C2B Black Spirit/ Phantom '10 - up | 521-6049 | 521-6049B | 521-6249 | 521-6249B |
| VTX1800R/S | 521-6035 | | 521-6235 | |
| VTX1300R/S | 521-6035 | | 521-6235 | |
| VT750C Shadow '04 - up | 521-6036 | | 521-6236 | |
| VT1100C2 Ace | 521-6033 | | 521-6233 | |
| VT1300CX Fury '12 - up | 521-6046 | 521-6046B | 521-6246 | 521-6246B |
| VT750C Shadow Aero '04 - up | 521-6036 | | 521-6236 | |
| VT750DC Spirit '07 - up | 521-6037 | | 521-6237 | 521-6237B |

Note: For matching luggage rack see section 18.

16A



16B



16C



16D



Chrome upright




Black upright



| COMFORT SISSYBAR HIGHWAY HAWK BACKPLATE | | | | |
|---|------------|------------|------------|-----------|
| Side brackets | [E] Chrome | [F] Black | [G] Chrome | [H] Black |
| Up-right | [E] Chrome | [F] Black | [G] Chrome | [H] Black |
| Backplate | [E] Chrome | [F] Chrome | [G] Black | [H] Black |
| VT750C2 Ace '97 - '02 | 521-6131 | | 521-6331 | |
| VT750DC Black widow '01- '03 | 521-6144 | | 521-6344 | |
| VT750S/RS '10 - up | 521-6148 | | 521-6348 | |
| VT750C2B Black Spirit/Phantom '10 - up | 521-6149 | 521-6149B | 521-6349 | 521-6349B |
| VTX1800R/S | 521-6135 | | 521-6335 | |
| VTX1300R/S | 521-6135 | | 521-6335 | |
| VT750C Shadow '04 - up | 521-6136 | | 521-6336 | |
| VT1100C2 Ace | 521-6133 | | 521-6333 | |
| VT1300CX Fury '12 - up | 521-6146 | 521-6146B | 521-6346 | 521-6346B |
| VT750C Shadow Aero '04 - up | 521-6136 | | 521-6336 | |
| VT750DC Spirit '07 - up | 521-6137 | | 521-6337 | |

Note: For matching luggage rack see section 18.





17 LOW AND WIDE SISSYBARS ☒

Combine comfort and style with the low or wide sissybar. All sissybars come with side brackets and matching hardware. Average height from fender: Low – 25cm, Wide – 40cm

| Design | [A] LOW SISSYBAR | | [B] WIDE SISSYBAR | |
|---|------------------|-----------|-------------------|-----------|
| Color | Chrome | Black | Chrome | Black |
| VT1100C2 Ace | 521-4033 | | 521-1033 | |
| VT750DC Black widow '01- '03 | 521-4044 | | 521-1044 | |
| VT750S/RS '10 - up | 521-4048 | | 521-1048 | |
| VT750C2B Black Spirit/ Phantom '10 - up | 521-4049 | 521-4049B | 521-1049 | 521-1049B |
| VT750C Shadow '04 - up | 521-4036 | | 521-1036 | |
| VTX1800R/S | 521-4035 | | 521-1035 | |
| VT750C Shadow Aero '04 - up | 521-4036 | | 521-1036 | |
| VT750C2 Ace '97 - '02 | 521-4031 | | 521-1031 | |
| VTX1300R/S | 521-4035 | | 521-1035 | |
| VT1300CX Fury '12 - up | 521-4046 | 521-4046B | 521-1046 | 521-1046B |
| VT750DC Spirit '07 - up | 521-4037 | | 521-1037 | |
| VLX / VT600CD uop to - '99 | | | 521-1042 | |

Note: For matching luggage rack see section 18.



18 ARCH SISSYBARS AND LUGGAGE RACKS ☒

Arch sissybar for a more extreme look. Luggage racks can be mounted on all sissybars.
Average height from fender: Arch – 40cm

| Design | [A] ARCH SISSYBAR | | [B] LUGGAGE RACKS | |
|--|-------------------|-----------|-------------------|-----------|
| | Chrome | Black | Chrome | Black |
| VT1100C2 Ace | 521-3033 | | 525-0031 | |
| VT750S/RS '10 - up | 521-3048 | | 525-0031 | |
| VT750C2B Black Spirit/Phantom '10 - up | 521-3049 | 521-3049B | | |
| VT750C Shadow '04 - up | 521-3036 | | 525-0031 | |
| VTX1800R/S | 521-3035 | | 525-0031 | |
| VT750C Shadow Aero '04 - up | 521-3036 | | 525-0031 | |
| VT750C2 Ace '97 - '02 | 521-3031 | | 525-0031 | |
| VTX1300R/S | 521-3035 | | 525-0031 | |
| VT1300CX Fury '12 - up | 521-3046 | 521-3046B | 525-0031 | 525-0031B |
| VT750DC Spirit '07 - up | 521-3037 | | 525-0031 | |
| VLX /VT600CD to - '99 | | | 525-001 | |

19A



19B



19C



20



19 SOLO RACKS

These solo racks give your bike a custom look and are useful to take some extra luggage when you ride solo.

| Design | [A] GOTHIC SOLO RACK | | [B] TUBULAR SOLO RACK | | [C] BILLET SOLO RACK | |
|-----------------------------|----------------------|-------------|-----------------------|-------------|----------------------|-------------|
| | Chrome | Gloss Black | Chrome | Gloss Black | Chrome | Gloss Black |
| VT750C2 Ace '97 - '02 | 661-0331 | 661-0331BK | 661-0131 | 661-0131BK | 661-0631 | 661-0631BK |
| VT750C Shadow '04 - up | 661-0381 | 661-0381BK | 661-0181 | 661-0181BK | 661-0681 | 661-0681BK |
| VT750C Shadow Aero '04 - up | 661-0381 | 661-0381BK | 661-0181 | 661-0181BK | 661-0681 | 661-0681BK |
| VT750DC Spirit '07 > up | 661-0381 | 661-0381BK | 661-0181 | 661-0181BK | 661-0681 | 661-0681BK |

LUGGAGE

For luggage and related parts check **Ledrie** Chapter 16 or **Luggage** chapter 15.
For model specific mounting hardware check page 278 **Fitment guide**.

20 DE LUXE WINDSHIELD

| Design | DE LUXE WINDSHIELD | |
|--|--------------------|----------|
| | Chrome | Black |
| CMX 250C Rebel '96 > up | 57-402 | 57-402BK |
| VLX / VT600CD < '99 | 57-402 | 57-402BK |
| VLX / VT600CD '99> up | 57-402 | 57-402BK |
| VT750C2 ACE '97>'02 | 57-400 | 57-400BK |
| VT750 C4 + C5 + C6 Shadow | 57-400 | 57-400BK |
| VT750C -Shadow '07>up | 57-400 | 57-400BK |
| VT750C2B Black Spirit + Phantom '10>up | 57-400 | 57-400BK |
| VTX1300R + S | 57-400 | 57-400BK |

*Note: Fork clamp in chrome



FOR LUGGAGE

PAGE
252-253

YOUR KAWASAKI YOUR STYLE

3
KAWASAKI

3
KAWASAKI

SPOTLIGHTS
PAGE 214-217

**SPOTLIGHT
BRACKETS**
PAGE 70-71

URNSIGNALS
PAGE 228-235

SCREENS
PAGE 200-201

HANDLEBARS
PAGE 57-58

MIRRORS
PAGE 184-189

KNUCKLE LEVERS
PAGE 60-61

GRIPS
PAGE 180-181

SISSYBARS
PAGE 70-73

**LEDRIE
SADDLEBAGS**
PAGE 256-259

FLOORBOARDS
PAGE 64-65

**EXTREME FAT
ENGINE GUARD**
PAGE 68-69

1 HANDLEBARS

| | Part nr | Ø | Measurements | Color |
|------------------------|---------------------|-----------|------------------------------------|--------|
| Venice Beachbar | | | | |
| Vulcan S | 55-2905 | 25mm (1") | A - 8cm B - 25cm C - 94cm D - 20cm | Chrome |
| Vulcan S | [A] 55-2905B | 25mm (1") | A - 8cm B - 25cm C - 94cm D - 20cm | Black |
| Beachbar | | | | |
| Vulcan S | 55-2915 | 25mm (1") | A - 8cm B - 25cm C - 94cm D - 20cm | Chrome |
| Vulcan S | [B] 55-2915B | 25mm (1") | A - 8cm B - 25cm C - 94cm D - 20cm | Black |
| Fighter | | | | |
| Vulcan S | [C]55-2565 | 25mm (1") | B - 9cm C - 93cm D - 14cm | Chrome |
| Vulcan S | [C]55-2565B | 25mm (1") | B - 9cm C - 93cm D - 14cm | Black |

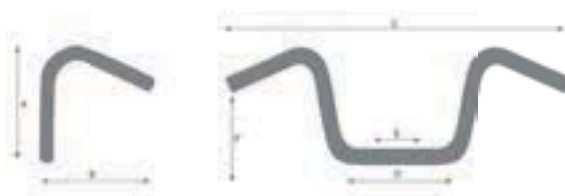
Note: Bar-ends are 22 mm (7/8")

| Wishbone | | | | |
|-----------------------|------------------|------|-----------------------------|--------|
| VN800 Vulcan | [D]55-513 | 32mm | A - 20cm, B - 9cm, C - 80cm | Chrome |
| VN800 Vulcan Classic | [D]55-513 | 32mm | A - 20cm, B - 9cm, C - 80cm | Chrome |
| VN900 Vulcan | [D]55-513 | 32mm | A - 20cm, B - 9cm, C - 80cm | Chrome |
| VN900 Vulcan Classic | [D]55-513 | 32mm | A - 20cm, B - 9cm, C - 80cm | Chrome |
| VN1500 Mean Streak | [D]55-513 | 32mm | A - 20cm, B - 9cm, C - 80cm | Chrome |
| VN1500 Vulcan Classic | [D]55-513 | 32mm | A - 20cm, B - 9cm, C - 80cm | Chrome |
| VN1600 Mean Streak | [D]55-513 | 32mm | A - 20cm, B - 9cm, C - 80cm | Chrome |

2 CROSS RISERS

CROSS RISERS

| | |
|-----------|----------------|
| VN1500A/B | 56-062B |
|-----------|----------------|



3 CABLES

Different handlebars may require different cables. All cables are braided with stainless steel. Choose the right size for your bike from the schedule below. For Brake or hydraulic clutch lines please see section 115 page 191.

| | [A] IDLE CABLES | | |
|----------------------|------------------------|-----------------|-----------------|
| Measurements | Standard size | +150mm | +400mm |
| VN800 Vulcan Classic | 20-0133 | 20-0134 | 20-0135 |
| VN900 Vulcan Custom | 20-02403 | 20-02404 | 20-02405 |
| VN900 Vulcan Classic | 20-02409 | 20-02410 | 20-02411 |



| | [A] THROTTLE CABLES | | |
|----------------------|----------------------------|-----------------|-----------------|
| Measurements | Standard size | +150mm | +400mm |
| VN800 Vulcan Classic | 20-0130 | 20-0131 | 20-0132 |
| VN900 Vulcan Custom | 20-02400 | 20-02401 | 20-02402 |
| VN900 Vulcan Classic | 20-02406 | 20-02407 | 20-02408 |



MORE HANDLEBARS

PAGE
168-177

3
KAWASAKI



| [B] CLUTCH CABLES | | | |
|-----------------------------|---------------|---------|---------|
| Measurements | Standard size | + 150mm | +400mm |
| VN800 Vulcan Custom/Classic | 20-0218 | 20-0219 | 20-0220 |
| VN900 Vulcan Custom | 20-0263 | 20-0264 | 20-0265 |
| VN900 Vulcan Classic | 20-0266 | 20-0267 | 20-0268 |

| [C] SPEED CABLES | | | |
|-----------------------------|---------------|---------|--------|
| Measurements | Standard size | +150mm | +400mm |
| VN800 Vulcan Custom/Classic | | 20-0351 | |



4 LEVERS

Replace your stock polished levers for CNC aluminum knuckle levers in chrome.

| | [A] Knuckle levers |
|-------------------------------------|--------------------|
| Color | Chrome |
| VN800 Vulcan Custom/Classic/Drifter | 453-301 |
| VN900 Vulcan Custom/Classic/Drifter | 453-301 |
| VN1500 Vulcan Classic '96 - '02 | 453-301 |
| VN2000 Vulcan Custom/Classic | 453-301 |

5 MASTER CYLINDER COVERS


Billet aluminum and black anodized master cylinder cover.

| Design | MASTERCYLINDER COVERS | | |
|---|-----------------------|-------------|----------------|
| | Flame | Tech Glide | "Live To Ride" |
| VN750 Vulcan '89 - up | [A] 454-033 | [C] 454-003 | [D] 454-001R |
| VN800 Vulcan Custom/Classic/Drifter | [A] 454-033 | [C] 454-003 | [D] 454-001R |
| VN900 Vulcan Custom/ Classic | [B] 454-034 | | [D] 454-004R |
| VN1500A/B '88 - '92 | [A] 454-033 | [C] 454-003 | [D] 454-001R |
| VN1500 Vulcan Classic '96 - '02/Drifter/Tourder | [A] 454-033 | [C] 454-003 | [D] 454-001R |
| VN1600 Vulcan Classic | [B] 454-034 | | [D] 454-004R |
| VN2000 Vulcan Custom/Classic | [B] 454-034 | | [D] 454-004R |
| VN1500/1600 Mean streak | [B] 454-034 | | [D] 454-004R |



FOR MIRRORS

PAGE 184-187



6 HIGHWAY HAWK FORWARD CONTROLS

Mount forward controls for a custom look and more comfortable ride.

| Design | CHROME FORWARD CONTROLS | |
|--|-------------------------|--------------------------|
| | [A] with smooth pegs | [B] with tech Glide pegs |
| VN800 Vulcan Custom/Classic (+13cm) | 494-801 | 494-601 |
| VN1500 Mean streak, VN1600 Mean streak (+16cm) | 494-802 | 494-602 |
| VN900 Vulcan Custom/Classic (+12cm) | 494-803 | 494-603 |
| VN1700 Vulcan Custom (+25cm) | 494-804 | 494-604 |

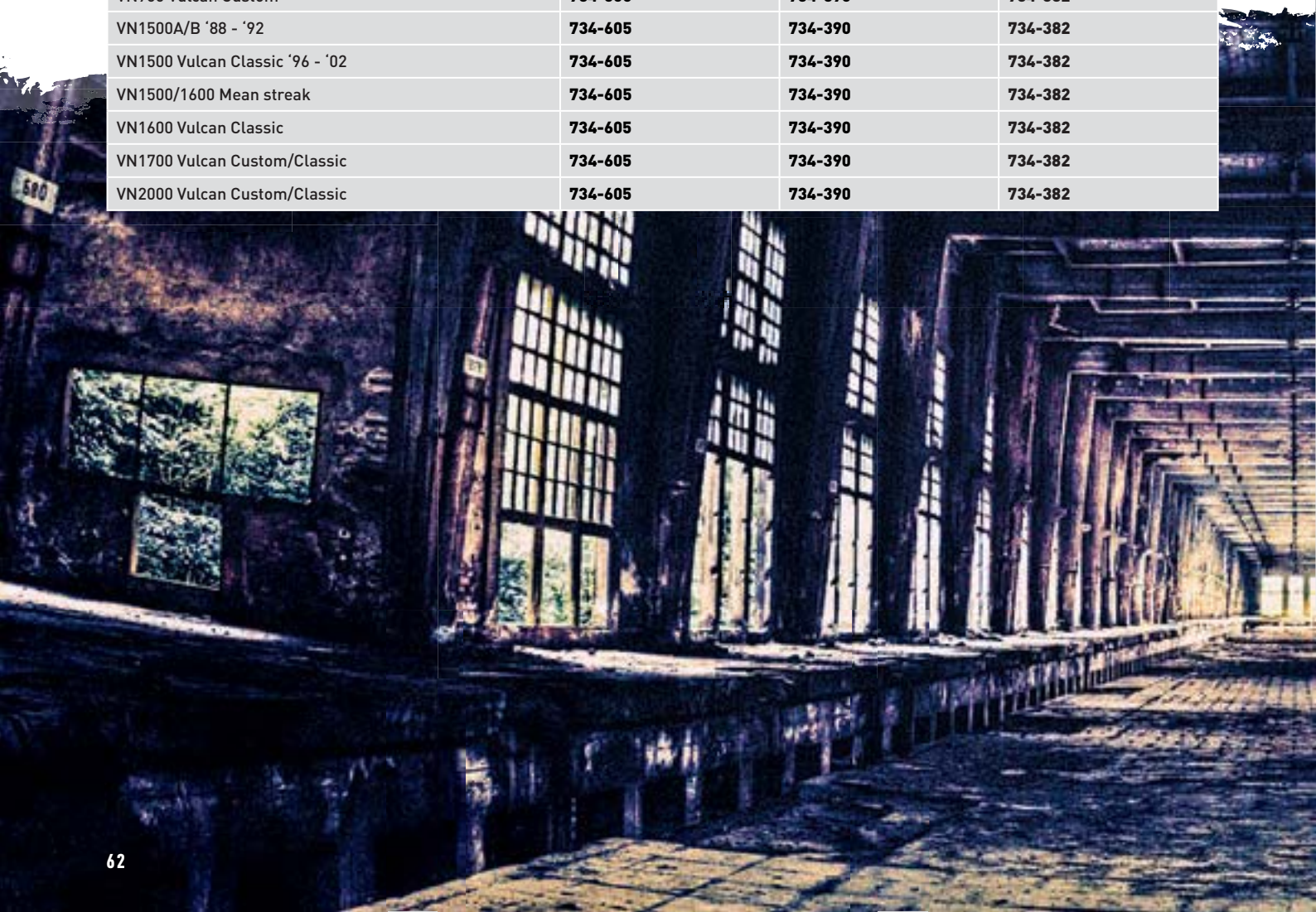
Note: For matching footpegs see section 7

7 FOOTPEGS

Replace your stock footpegs for these nice design pegs or match your passenger pegs with forward controls from section 6.

| Design | RIDER FOOTPEGS | | |
|-----------------------------|----------------|------------|---------|
| | [A] Tech-glide | [B] Smooth | [C] Air |
| EN650 Vulcan S '14 - up | 734-600 | 734-381 | 734-380 |
| VN800 Vulcan Custom/Classic | 734-600 | 734-381 | 734-380 |
| VN900 Vulcan Custom | 734-600 | 734-381 | 734-380 |
| VN1500A/B '88 - '92 | 734-600 | 734-381 | 734-380 |
| VN1500/1600 Mean streak | 734-600 | 734-381 | 734-380 |

| Design | PASSENGER FOOTPEGS | | |
|---------------------------------|--------------------|------------|---------|
| | [A] Tech-glide | [B] Smooth | [C] Air |
| VN800 Vulcan Custom/Classic | 734-605 | 734-390 | 734-382 |
| VN900 Vulcan Custom | 734-605 | 734-390 | 734-382 |
| VN1500A/B '88 - '92 | 734-605 | 734-390 | 734-382 |
| VN1500 Vulcan Classic '96 - '02 | 734-605 | 734-390 | 734-382 |
| VN1500/1600 Mean streak | 734-605 | 734-390 | 734-382 |
| VN1600 Vulcan Classic | 734-605 | 734-390 | 734-382 |
| VN1700 Vulcan Custom/Classic | 734-605 | 734-390 | 734-382 |
| VN2000 Vulcan Custom/Classic | 734-605 | 734-390 | 734-382 |





MORE FOOTPEGS

PAGE
194-195



8 PREMIUM FORWARD CONTROLS

Mount forward controls for a custom look and more comfortable ride.

3

KAWASAKI

| PREMIUM FORWARD CONTROLS WITH SMOOTH LEVERS | | |
|---|----------------|------------------|
| Design | [A] Speed pegs | [B] Classic pegs |
| Color | Chrome | Chrome |
| VN800 Vulcan Custom/Classic (+17cm) | 494-3100 | 494-3000 |
| VN900 Vulcan Custom/Classic (+17cm) | 494-3101 | 494-3001 |
| VN1700 Vulcan Classic (+10cm) | 494-3103 | 494-3003 |
| VN1700 Vulcan Classic (+18cm) | 494-3104 | 494-3004 |

Replacement parts: 49-300 Rubber rings, classic pegs 49-301 Rubber rings, speed pegs

| PREMIUM FORWARD CONTROLS WITH MILLED LEVERS | | |
|---|----------------|------------------|
| Design | [C] Speed pegs | [D] Classic pegs |
| Color | Chrome | Chrome |
| VN800 Vulcan Custom/Classic (+17cm) | 494-3300 | 494-3200 |
| VN900 Vulcan Custom/Classic (+17cm) | 494-3301 | 494-3201 |
| VN1600 Vulcan Classic (+16cm) | 494-3302 | 494-3202 |
| VN1700 Vulcan Classic (+10cm) | 494-3303 | 494-3203 |
| VN1700 Vulcan Classic (+18cm) | 494-3304 | 494-3204 |

Replacement parts: 49-300 Rubber rings, classic pegs 49-301 Rubber rings, speed pegs



9 FLOORBOARDS

Hand polished and finished with mirror look chrome finish or black coating. These floorboards can give you or your passenger that extra comfort on a long trip.

| [A] FLOORBOARD SMOOTH W - 12.5CM, L - 27,5CM | | | | |
|---|---------|----------|-----------|----------|
| | Rider | | Passenger | |
| Color | Chrome | Black | Chrome | Black |
| VN900 Vulcan Custom | 734-852 | 734-852B | 734-750 | 734-750B |
| VN900 Vulcan Classic | | | 734-750 | 734-750B |
| VN1500 Vulcan Classic '96 - '02 | | | 734-750 | 734-750B |
| VN1500/1600 Mean streak | 734-851 | 734-851B | 734-750 | 734-750B |
| VN1700 Vulcan Classic | | | 734-750 | 734-750B |
| VN2000 Vulcan Custom/Classic | | | 734-750 | 734-750B |

| [B] FLOORBOARD NEW TECH GLIDE W - 12.5CM, L - 27,5CM | | | | | | |
|---|---------|----------|----------|-----------|----------|----------|
| | Rider | | | Passenger | | |
| Color | Chrome | Black | Metal | Chrome | Black | Metal |
| VN900 Vulcan Custom | 734-802 | 734-802B | 734-802M | 734-700 | 734-700B | 734-700M |
| VN900 Vulcan Classic | | | | 734-700 | 734-700B | 734-700M |
| VN1500 Vulcan Classic '96 - '02 | | | | 734-700 | 734-700B | 734-700M |
| VN1500/1600 Mean streak | 734-801 | 734-801B | 734-801M | 734-700 | 734-700B | 734-700M |
| VN1700 Vulcan Classic | | | | 734-700 | 734-700B | 734-700M |
| VN2000 Vulcan Custom/Classic | | | | 734-700 | 734-700B | 734-700M |

| FLOORBOARD W - 12.5CM, L - 31CM | | |
|--|------------------|--------------------|
| Design | [C] Flame | [D] Classic |
| VN800 Vulcan Custom/Classic | 734-1083 | 734-108 |



10 EAGLE HOMOLOGATED EXHAUST

32 years experience in manufacturing of high performance products for motorcycles. The brand "Eagle" was developed in 1985 and development continues every day.

| Color | CHROME | BLACK | POLISHED |
|--|------------|--------------|--------------|
| Kawasaki VN2000 Vulcan Classic/Custom | | | |
| [A] Eagle M7 Straight cut | 65-4823316 | 65-4823326 | 65-4823346 |
| [B] Eagle Sidewinder slashcut | 65-4823317 | 65-4823327 | 65-4823347 |
| [C] Eagle Revolver Slashdown | | 65-4823328SD | 65-4823348SD |
| Kawasaki VN1500A ('88-'92) | | | |
| [A] Eagle M7 Straight cut | 65-4060316 | | 65-4060346 |
| [B] Eagle Sidewinder slashcut | 65-4060317 | | 65-4060347 |
| [C] Eagle Revolver Slashdown | | | 65-4060348SD |

11 HIGHWAY HAWK EXHAUST PIPES

Exhaust is a must in customizing. Better sound and a custom look. Choose your favorite.

| Color | [A] SLASHCUT PIPES |
|-------------------------------------|---------------------------------|
| | Chrome/Ø 55mm/removable baffles |
| EN400/EN500[Belt only] | 654-4062 [2A] |
| VN800 Vulcan Custom/Classic/Drifter | |
| VN900 Vulcan Custom/ Classic | |
| VN1700 Vulcan Classic | 654-4065 [1B] |

Note: for replacement baffles page 208-209

[1] = complete system [2] = slip-on system
 [A] = O.D. Ø70 mm [B] = O.D. Ø76 mm

Note: due to fluctuations in carburettor/ ECI settings, timing, etc. Highway Hawk does not warrant against chrome discoloration. Our exhaust systems are not homologated in most European Countries, except when stated. Not homologated exhaust systems are for off-road and/or show purposes only. All Highway Hawk exhausts/ pipes are mounted right hand side only, except when stated differently.

(Mounting: may need new gaskets and/or carburettor/ ECI adjustments)

Purchasers of Highway Hawk systems should satisfy themselves that the product is suitable for its intended use.

90 day warranty from date of retail purchase.


Highway Hawk exhaust systems are covered by this warranty against faulty manufacture and defects in production metals. Any system found to be defective on inspection will be replaced on a one for one basis. No consideration will be given for any and all subsequent labour charges how so ever incurred.

This warranty will not cover any system that has been wrongly fitted, modified or changed in any way.

No warranty is given as regards to chrome plated parts against heat generated colour finishes to the product or the forming of oxidation on systems when in use on the motorcycle.

DISCLAIMER EXHAUST SYSTEMS





**MORE
EXHAUSTS**

PAGE
196-201



12 EXTREME FAT BARS Ø38MM ☒

Extreme fat engine guards for a custom look or to replace the stock fat bar.

| Color | EXTREME FAT BAR Ø 38MM | |
|--|------------------------|--------------|
| | Chrome | Black |
| VN800 Vulcan Custom/Classic | [A] 594-014 | |
| VN900 Vulcan Custom/Classic | 594-018 | [B] 594-018B |
| VN1500 Mean streak, VN1600 Mean streak | 594-019 | |

FOR
SPOTLIGHTS



PAGE
214-217

13 COVERS, VISORS AND TRIMS

Visors covers and trims to with a nice chrome finish to dress up your bike and make it look even better.

| Design | [A] RADIATOR COVER | [B] CALIPER COVER | [C] REGULATOR COVERS | [D] RESERVOIR COVER |
|-------------------------------------|--------------------|-------------------|----------------------|---------------------|
| VN800 Vulcan Custom/Classic/Drifter | 714-6161 | | | |
| VN900 Vulcan Custom/Classic | 714-6192 | | | |
| VN1500/1600 Mean streak | | *414-006 | 694-115 | 634-009 |

* Only works on radial brake calipers

| Design | [F] Speedo visor | TURN SIGNAL VISORS (2PCS.) | | | |
|---|------------------|----------------------------|----------------|------------|----------------------|
| | | [G] Plain | [H] Tech Glide | [I] Grille | [J] Taillight covers |
| VN750 Vulcan '89 - up | | 664-051 | 664-050 | 683-001 | |
| VN800 Vulcan Custom/Classic/Drifter | | 664-051 | 664-050 | 683-001 | |
| VN900 Vulcan Custom/Classic | | 664-051 | 664-050 | 683-001 | 664-116 |
| VN1500 Vulcan Classic '96 - '02/Drifter/Tourder | | 664-051 | 664-050 | 683-001 | |
| VN1500/1600 Mean streak | | 664-051 | 664-050 | 683-001 | 664-116 |
| VN1600 Vulcan Classic | 672-016 | | | | |



14 SPOTLIGHT BRACKET ☒

| | SPOTLIGHT BRACKETS | | |
|---------------------------------|--------------------|----------|-----------|
| Design | [A] Classic | | [B] V-Bar |
| Color | Chrome | Black | Chrome |
| VN800 Vulcan Custom | 685-100 | | 684-209 |
| VN900 Vulcan Custom/Classic | 684-118 | 684-118B | |
| VN1500 Vulcan Classic '96 - '02 | | | 684-209 |
| VN1700 Vulcan Classic | | | 684-212 |

3

KAWASAKI

15 SISSYBAR COMFORT ☒


The sissybar comfort-line is designed for passenger who demand comfort on long rides. The high sissy bar and wide pillow provide maximum comfort. Sissybars can be customized with different backplates in different colors. Average height from fender: 40cm

| | COMFORT SISSYBAR SLOTTED BACKPLATE | | | |
|---------------------------------|------------------------------------|------------|------------|-----------|
| Side brackets | [A] Chrome | [B] Black | [C] Chrome | [D] Black |
| Up-right | [A] Chrome | [B] Black | [C] Chrome | [D] Black |
| Backplate | [A] Chrome | [B] Chrome | [C] Black | [D] Black |
| EN650 Vulcan S '14 - up | | 524-6040B | | 524-6240B |
| VN800 Vulcan Custom/Classic | 524-6034 | | 524-6234 | |
| VN900 Vulcan Custom/ Classic | 524-6039 | 524-6039B | 524-6239 | 524-6239B |
| VN1500 Vulcan Classic '96 - '02 | 524-6035 | | 524-6235 | |
| VN1600 Vulcan Classic | 524-6036 | | 524-6236 | |
| VN1700 Vulcan Classic | 524-6048 | | 524-6248 | |
| VN2000 Vulcan Custom/Classic | 524-6038 | | 524-6238 | |
| VN1500/1600 Mean streak | 524-6047 | 524-6047B | 524-6247 | 524-6247B |

Note: For matching luggage racks see section 17

| | COMFORT SISSYBAR HIGHWAY HAWK BACKPLATE | | | |
|---------------------------------|---|------------|------------|-----------|
| Side brackets | [E] Chrome | [F] Black | [G] Chrome | [H] Black |
| Up-right | [E] Chrome | [F] Black | [G] Chrome | [H] Black |
| Backplate | [E] Chrome | [F] Chrome | [G] Black | [H] Black |
| EN650 Vulcan S '14 - up | | 524-6140B | | 524-6340B |
| VN800 Vulcan Custom/Classic | 524-6134 | | 524-6334 | |
| VN900 Vulcan Custom/ Classic | 524-6139 | 524-6139B | 524-6339 | 524-6339B |
| VN1500 Vulcan Classic '96 - '02 | 524-6135 | | 524-6335 | |
| VN1600 Vulcan Classic | 524-6136 | | 524-6336 | |
| VN1700 Vulcan Classic | 524-6148 | | 524-6348 | |
| VN2000 Vulcan Custom/Classic | 524-6138 | | 524-6338 | |
| VN1500/1600 Mean streak | 524-6147 | 524-6147B | 524-6347 | 524-6347B |

Note: For matching luggage racks see section 17



16 LOW AND WIDE SISSYBARS ☒

Combine comfort and style with the low or wide sissybar. All sissybars come with side brackets and matching hardware. Average height from fender: Low – 25cm, Wide – 40cm.

| Design | [A] LOW SISSYBAR | | [B] WIDE SISSYBAR | |
|---------------------------------|------------------|---------------|-------------------|-----------|
| Color | Chrome | Black | Chrome | Black |
| EN650 Vulcan S '14 - up | | [C] 524-4040B | | 524-1040B |
| VN800 Vulcan Custom/Classic | 524-4034 | | 524-1034 | |
| VN900 Vulcan Custom/Classic | 524-4039 | 524-4039B | 524-1039 | 524-1039B |
| VN1500 Vulcan Classic '96 - '02 | 524-4035 | | 524-1035 | |
| VN1600 Vulcan Classic | 524-4036 | | 524-1036 | |
| VN1700 Vulcan Classic | 524-4048 | | 524-1048 | |
| VN2000 Vulcan Custom/Classic | 524-4038 | | 524-1038 | |
| VN1500/1600 Mean streak | 524-4047 | 524-4047B | 524-1047 | 524-1047B |

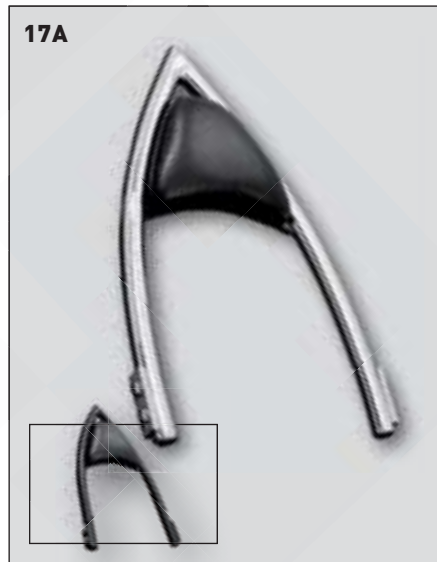
Note: For matching luggage rack see section 17. Will not fit 524-4047/B 524-1047/B

17 ARCH SISSYBARS AND LUGGAGE RACKS ☒

Arch sissybar for a more extreme look. Luggage racks can be mounted on most sissybars. Average height from fender: Arch – 40cm.

| Design | [A] ARCH SISSYBAR | | [B] LUGGAGE RACKS | |
|---------------------------------|-------------------|-----------|-------------------|-----------|
| Color | Chrome | Black | Chrome | Black |
| EN650 Vulcan S '14 - up | | 524-3040B | | 525-0031B |
| VN800 Vulcan Custom/Classic | 524-3034 | | | |
| VN900 Vulcan Custom/Classic | 524-3039 | 524-3039B | 525-0031 | 525-0031B |
| VN1500 Vulcan Classic '96 - '02 | 524-3035 | | 525-0031 | |
| VN1600 Vulcan Classic | 524-3036 | | 525-0031 | |
| VN1700 Vulcan Classic | 524-3048 | | 525-0031 | |
| VN2000 Vulcan Custom/Classic | 524-3038 | | 525-0031 | |
| VN1500/1600 Mean streak | 524-3047 | 524-3047B | | |

*Will not fit 524-2047/B 524-3047/B



3

KAWASAKI



18A



18 SOLO RACKS

These solo racks give your bike a custom look and are useful to take some extra luggage when you ride solo.

| Design | [A] GOTHIC SOLO RACK | | [B] TUBULAR SOLO RACK | | [C] BILLET SOLO RACK | |
|-------------------------|----------------------|-------------|-----------------------|-------------|----------------------|-------------|
| Color | Chrome | Gloss Black | Chrome | Gloss Black | Chrome | Gloss Black |
| EN650 Vulcan S '14 - up | 664-0331 | 664-0331BK | 664-0131 | 664-0131BK | 664-0631 | 664-0631BK |


LUGGAGE

For luggage and related parts check **Ledrie** Chapter 16 or **Luggage** chapter 15.
For model specific mounting hardware check page 278 **Fitment guide**.

19 DE LUXE WINDSHIELD

| Design | DE LUXE WINDSHIELD | |
|----------------------|--------------------|----------|
| Color | Chrome | Black |
| VN800 Vulcan Classic | 57-400 | 57-400BK |
| VN900 Vulcan Classic | 57-400 | 57-400BK |

*Note: Fork clamps in chrome



FOR LUGGAGE

PAGE
252-253

YOUR SUZUKI YOUR

4

SUZUKI

MIRRORS
PAGE 184-189

SISSYBARS
PAGE 100-103

SPOTLIGHTS
PAGE 214-217

TURN SIGNALS
PAGE 228-235

DECAL SET
PAGE 21

PEGS & FORWARD
CONTROLS
PAGE 84-87

PLATE HOLDERS
PAGE 205

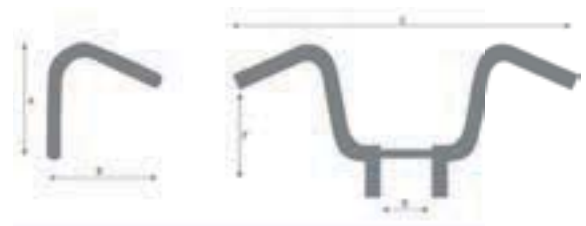
4

SUZUKI




1 HANDLEBARS

Our handlebars are tested and TÜV approved. All handlebars are polished and treated with micro-nickel before they are finished with a mirror look chrome finish. These handlebars have specific measurements for the bikes mentioned in the schedule below.



| TYPE | [A] GOTHIC | [B] BANANA | [C] ARROW |
|-------------------------|----------------------------|-----------------------------|----------------------------|
| Size | 32mm (1 1/4") | 32mm (1 1/4") | 32mm (1 1/4") |
| Measurements | A - 16cm B - 24cm C - 95cm | A - 15cm B - 34cm C - 107cm | A - 13cm B - 8cm C - 102cm |
| C800 Intruder/Boulevard | | | 55-507 |
| VL800 Volusia to '05 | | | 55-507 |
| VZ800 Marauder '96-'04 | 55-535 | 55-5311 | 55-507 |

| TYPE | [D] BACK OFF | [E] FLYER |
|-------------------------|------------------------------|------------------------------|
| Size | 32mm (1 1/4") | 32mm (1 1/4") |
| Measurements | A - 9cm, B - 12cm, C - 104cm | A - 15cm, B - 17cm, C - 94cm |
| C800 Intruder/Boulevard | 55-545 | |
| VL800 Volusia to '05 | 55-545 | |
| VZ800 Marauder '96-'04 | 55-545 | 55-5311 |



MORE HANDLEBARS

PAGE
168-177

4

SUZUKI



| TYPE | [F] WISHBONE | [G] FAT WISHBONE | [H] SOLID CUSTOM |
|--|-----------------------------|------------------------------|------------------------------|
| Size | 32mm (1 1/4") | 32mm (1 1/4") | 32mm (1 1/4") |
| Measurements | A - 20cm, B - 9cm, C - 80cm | A - 22cm, B - 13cm, C - 96cm | A - 27cm, B - 34cm, C - 94cm |
| C800 Intruder/Boulevard | 55-511 | 55-504 | 55-5301 |
| VL800 Volusia to - '05 | 55-511 | 55-504 | 55-5301 |
| VZ800 Marauder '98 - '04 | 55-511 | 55-504 | 55-5301 |
| VS400 Intruder | 55-515 | | |
| VS600/7/750/800 Intruder/Boulevard (S50) | 55-512 | | |
| VL1500LC | 55-512 | | |
| VZ1600 Marauder | 55-513 | | |

2A



2B



2 ADJUSTABLE HANDLEBARS

4

SUZUKI

| TYPE | [A] STRAIGHT | [B] ROUND |
|--------------------------|-------------------|-------------------|
| Size | 32mm (1 1/4") | 32mm (1 1/4") |
| Measurements | A - 14cm C - 95cm | A - 22cm C - 95cm |
| C800 Intruder/Boulevard | 55-580 | 55-581 |
| VL800 Volusia to - '05 | 55-580 | 55-581 |
| VZ800 Marauder '98 - '04 | 55-580 | 55-581 |

3 CROSS RISERS

| CROSS RISERS | |
|--|---------|
| VS400 Intruder | 56-062B |
| VS600/7/750/800 Intruder/Boulevard (S50) | 56-062B |
| LS650 Savage | 56-062B |
| VZ800 Marauder '96 - '04 | 56-062B |
| VS1400 Intruder/Boulevard '00 - up | 56-062B |
| VL 1500 LC Intruder | 56-062B |

Note: For more risers check page xx section xx

3





4 CABLES

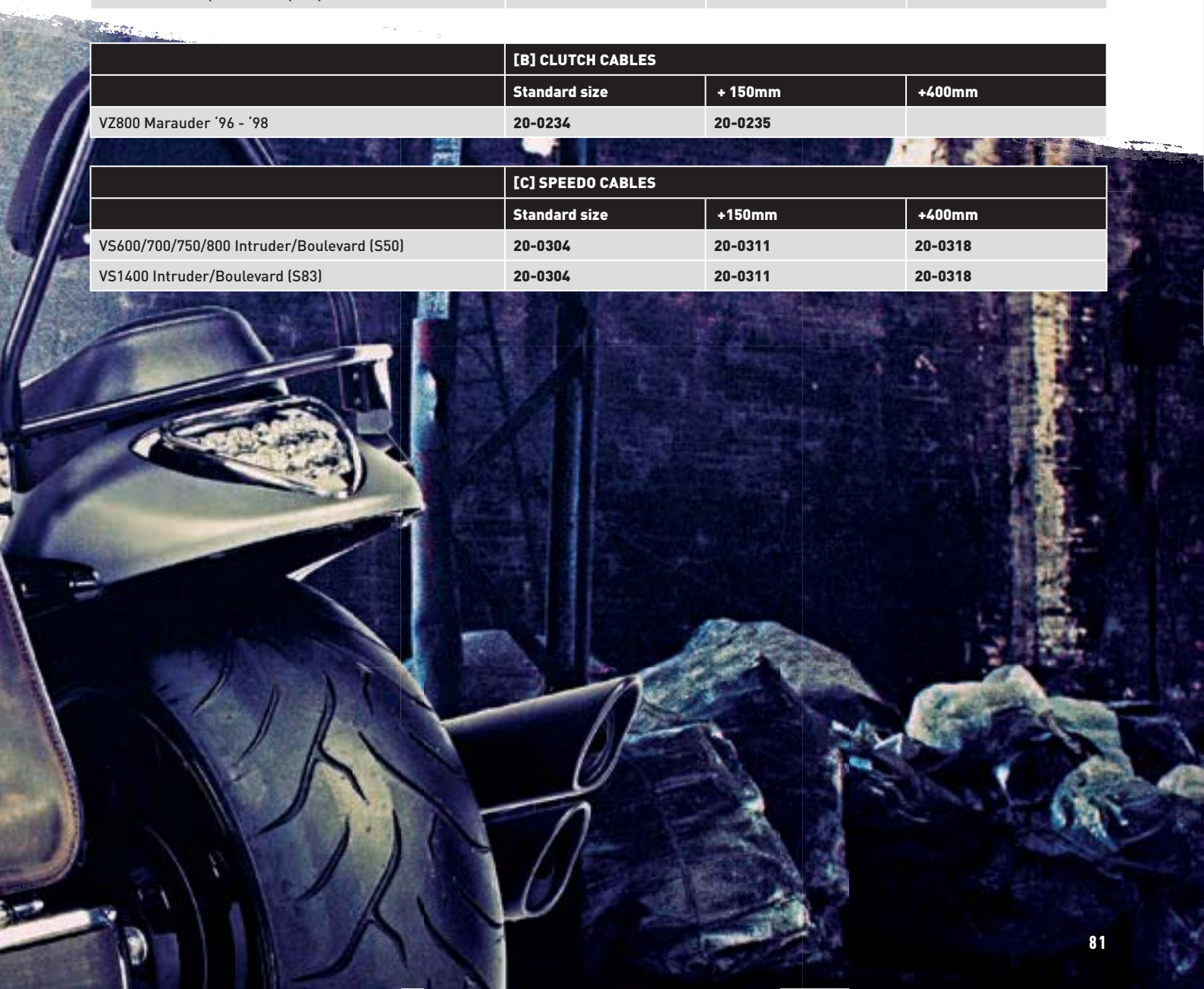
Different handlebars may require different cables. All cables are braided with stainless steel. Choose the right size for your bike from the schedule below. For hydraulic brake or clutch lines please see section 115 page 191

| | [A] IDLE CABLES | | |
|--------------------------|-----------------|---------|--------|
| | Standard size | +150mm | +400mm |
| VZ800 Marauder '96 - '04 | 20-0176 | 20-0177 | |

| | [A] THROTTLE CABLES | | |
|---------------------------------|---------------------|---------|---------|
| | Standard size | +150mm | +400mm |
| VZ800 Marauder '96 - '04 | 20-0174 | 20-0175 | |
| VS1400 Intruder/Boulevard (S83) | 20-0145 | 20-0146 | 20-0147 |

| | [B] CLUTCH CABLES | | |
|--------------------------|-------------------|---------|--------|
| | Standard size | + 150mm | +400mm |
| VZ800 Marauder '96 - '98 | 20-0234 | 20-0235 | |

| | [C] SPEEDO CABLES | | |
|--|-------------------|---------|---------|
| | Standard size | +150mm | +400mm |
| VS600/700/750/800 Intruder/Boulevard (S50) | 20-0304 | 20-0311 | 20-0318 |
| VS1400 Intruder/Boulevard (S83) | 20-0304 | 20-0311 | 20-0318 |



5 LEVERS

Replace your stock polished levers for CNC aluminum knuckle levers in chrome

| | [A] KNUCKLE LEVERS |
|--------------------------|--------------------|
| Color | Chrome |
| VL800 Volusia to - '05 | 453-301 |
| VZ800 Marauder '96 - '04 | 453-301 |

FOR
MIRRORS

PAGE
184-187

6 MASTER CYLINDER COVERS

Billet aluminum and black anodized master cylinder cover

| | MASTERCYLINDER COVERS | | | |
|--|-----------------------|------------|----------------|--------------------|
| Design | [A] Flame | [B] Gothic | [C] Tech Glide | [D] "Live To Ride" |
| VS600/7/750/800 Intruder/Boulevard (S50) | | 453-022 | 453-002 | *453-000R/L |
| VZ800 Marauder '96 - '98 | 453-032 | | | |
| C800 Intruder/Boulevard (C50) '06 - up | 453-031 | 453-021 | | |
| VL800 Volusia to - '05 | 453-032 | 453-022 | 453-002 | *453-000R/L |
| M800 intruder/Boulevard (M50) to - '05 | 453-032 | 453-022 | 453-002 | |
| M800 intruder/Boulevard (M50) '06 - up | 453-031 | 453-021 | | |
| VS1400 Intruder/Boulevard (S83) | | 453-022 | 453-002 | *453-000R/L |
| **VL 1500 LC Intruder to - '03 | 453-032 | 453-022 | 453-002 | *453-000R/L |
| C/VL 1500 Intruder/Boulevard (C90)'03 - '09 | 453-031 | 453-021 | | |
| VZ 1600 Marauder | 454-034 | | | 454-004R |
| M1500 Intruder/Boulevard (M90) '09 - up | 453-031 | 453-021 | | |
| C1800 Intruder/Boulevard (C109R) '08 - up | 453-031 | 453-021 | | |
| M1800R Intruder/Boulevard (M109R/2) '06 - up | 453-031 | 453-021 | | |

* R for brakeside L for clutchside

** Also fits Suzuki VL1500LC to - '05 rear-brake mastercylinder



7 HIGHWAY HAWK FORWARD CONTROLS

Mount forward controls for a custom look and more comfortable ride.

| Design | CHROME FORWARD CONTROLS | |
|---|-------------------------|--------------------------|
| | [A] with Smooth pegs | [B] with Tech Glide pegs |
| VS600/750/800 Intruder/Boulevard (S50) (+28cm) | 493-800 | 493-600 |
| C800 Intruder/Boulevard (C50) (+14cm) | 493-803 | 493-603 |
| M800 intruder/Boulevard (M50) < -'09 (+14cm) | 493-803 | 493-603 |
| VL800 Volusia to '05 (+14cm) | 493-803 | 493-603 |
| VS1400 Intruder/Boulevard (S83) (+25cm) | 493-804 | 493-604 |
| M1500 Intruder/Boulevard (M90) '09 - up (+12cm) | 493-805 | 493-605 |
| VL1500LC Intruder to '05 (+7cm) | 493-806 | 493-606 |
| M800 intruder/Boulevard (M50) '10 - up (+14cm) | 493-807 | 493-607 |
| VZ1600 Marauder '04 - '05 (+16cm) | 494-802 | 494-602 |


Note: For matching footpegs see section 7

8 FOOTPEGS

Replace your stock footpegs for these nice design pegs or match your passenger pegs with forward controls from section 6.

| Design | RIDER FOOTPEGS | | |
|--|----------------|------------|---------|
| | [A] Tech-glide | [B] Smooth | [C] Air |
| VS600/750/800 Intruder/Boulevard (S50) | 733-600 | 733-381 | |
| VZ800 Marauder '96 - '04 | 733-603 | 733-392 | 733-387 |
| M800 Intruder/Boulevard (M50) | 733-604 | 733-393 | 733-385 |
| VL800 Volusia to - '05 | 733-604 | 733-393 | 733-385 |
| VS1400 Intruder/Boulevard (S83) | 733-600 | 733-381 | |
| VZ1600 Marauder '04 - '05 | 734-600 | 734-381 | 734-380 |
| M1800R/2 Intruder/Boulevard (M109R/2) '06 - up | 733-604 | 733-393 | 733-385 |

| Design | PASSENGER FOOTPEGS | | | |
|--|--------------------|------------|---------|---------------|
| | [A] Tech-glide | [B] Smooth | [C] Air | [D] Extension |
| VS600/750/800 Intruder/Boulevard (S50) | 733-605 | 733-394 | 733-386 | 733-0500 |
| VZ800 Marauder '96 - '04 | 733-606 | 733-395 | 733-387 | |
| C800 Intruder/Boulevard (C50) | 732-606 | 732-391 | 732-383 | 733-0800 |
| M800 Intruder/Boulevard (M50) | 732-606 | 732-391 | 732-383 | 733-0800 |
| VL800 Volusia to - '05 | 732-606 | 732-391 | 732-383 | 733-0800 |
| VS1400 Intruder/Boulevard (S83) | 733-605 | 733-394 | 733-386 | 733-0500 |
| VL1500LC Intruder/Boulevard to - '05 (C90) | 733-606 | 733-395 | 733-387 | |
| VZ1600 Marauder '04 - '05 | 734-605 | 734-390 | 734-382 | |
| M1800R/2 Intruder/Boulevard (M109R/2) '06 - up | 733-607 | 733-396 | 733-388 | |
| C1800 Intruder/Boulevard (C109R) '08 - up | 732-606 | 732-391 | 732-383 | |



**MORE
FOOTPEGS**

PAGE
194-195

9 PREMIUM FORWARD CONTROLS

Mount forward controls for a custom look and more comfortable ride

4

SUZUKI

| Design | PREMIUM FORWARD CONTROLS WITH SMOOTH LEVERS | |
|--|---|--------------------|
| | [A] Speed pegs | [B] Classic pegs |
| Color | Chrome/Black | Chrome/Black |
| VS600/750/800 Intruder/Boulevard (S50) (+30cm) | 493-3102 | 493-3002 |
| VZ800 Marauder '96 - '04 (+21cm) | 493-3103 | 493-3003 |
| C800 Intruder/Boulevard (C50) (+10cm) | 493-3104 | 493-3004 |
| M800 Intruder/Boulevard (M50) - '05 (+10cm) | 493-3104 | 493-3004 |
| VL800 Volusia to '05 (+10cm) | 493-3104 | 493-3004 |
| VS1400 Intruder/Boulevard (S83) (+25cm) | 493-3105 | 493-3005 |
| VL1500LC Intruder/Boulevard - '03 (C90) (+10cm) | 493-3106 | 493-3006 |
| M1500 Intruder/Boulevard (M90) '09 - up (+12cm) | 493-3107 | 493-3007 |
| M1500 Intruder/Boulevard (M90) '09 - up (+22cm) | 493-3108 | 493-3008 |
| M1800R/2 Intruder/Boulevard (M109R/2) '12 - up (+12cm) | 493-3110/493-3110B | 493-3010/3010B |
| M1800R/2 Intruder/Boulevard (M109R/2) '06 - up (+22cm) | 493-3111/493-3111B | 493-3011/493-3011B |
| C1800 Intruder/Boulevard (C109R) '08 - up (+15cm) | 493-3112 | 493-3012 |

Replacement parts: 49-300 Rubber rings, classic pegs 49-301 Rubber rings, speed pegs

| Design | PREMIUM FORWARD CONTROLS WITH MILLED LEVERS | |
|--|---|--------------------|
| | [C] Speed pegs | [D] Classic pegs |
| Color | Chrome/Black | Chrome/Black |
| VL125LC Intruder '99 - '07 | 493-3300 | 493-3200 |
| VS600/750/800 Intruder/Boulevard (S50) (+30cm) | 493-3302 | 493-3202 |
| VZ800 Marauder '96 - '04 (+21cm) | 493-3303 | 493-3203 |
| C800 Intruder/Boulevard (C50) (+10cm) | 493-3304 | 493-3204 |
| M800 Intruder/Boulevard (M50) - '05 (+10cm) | 493-3304 | 493-3204 |
| VL800 Volusia to '05 (+10cm) | 493-3304 | 493-3204 |
| VS1400 Intruder/Boulevard (S83) (+25cm) | 493-3305 | 493-3205 |
| VL1500LC Intruder/Boulevard - '03 (C90) (+10cm) | 493-3306 | 493-3206 |
| M1500 Intruder/Boulevard (M90) '09 - up (+12cm) | 493-3307 | 493-3207 |
| M1500 Intruder/Boulevard (M90) '09 - up (+22cm) | 493-3308 | 493-3208 |
| VZ1600 Marauder '04 - '05 (+16cm) | 493-3309 | 493-3209 |
| M1800R/2 Intruder/Boulevard (M109R/2) '12 - up (+12cm) | 493-3310/493-3310B | 493-3210/493-3210B |
| M1800R/2 Intruder/Boulevard (M109R/2) '06 - up (+22cm) | 493-3311/493-3311B | 493-3211/493-3211B |
| C1800 Intruder/Boulevard (C109R) '08 - up (+15cm) | 493-3312 | 493-3212 |

Replacement parts: 49-300 Rubber rings, classic pegs 49-301 Rubber rings, speed pegs

9A



9B



9C




9D



4

SUZUKI



10 FLOORBOARDS

Hand polished and finished with mirror look chrome finish or black coating.
These floorboards can give you or your passenger that extra comfort on a long trip.

| | [A] FLOORBOARD SMOOTH W - 12.5CM, L - 27,5CM | | | |
|--|--|----------|-----------|--------------|
| | Rider | | Passenger | |
| Color | Chrome | Black | Chrome | Black |
| VS600/7/750/800 Intruder/Boulevard (S50) | 733-850 | 733-850B | | |
| C800 Intruder/Boulevard (C50) '05 - up | | | 732-750 | [B] 732-750B |
| VL800 Volusia < '05 | | | 733-751 | 733-751B |
| M800 intruder/Boulevard (M50) - '09 | | | 732-750 | [B] 732-750B |
| M800 intruder/Boulevard (M50) '10 - up | | | 732-750 | [B] 732-750B |
| VS1400 Intruder/Boulevard (S83) | 733-850 | 733-850B | | |
| VZ 1600 Marauder | 734-851 | 734-851B | 734-750 | 734-750B |
| M1500 Intruder/Boulevard (M90) '09 - up | 733-851 | 733-851B | 732-750 | 732-750B |
| C1800 Intruder/Boulevard (C109R) '08 - up | | | 733-751 | 733-751B |
| M1800R Intruder/Boulevard (M109R/2) '06 - up | | | 733-750 | 733-750B |

| | [C] FLOORBOARD NEW TECH GLIDE W - 12.5CM, L - 27,5CM | | | | | |
|--|--|----------|----------|-----------|----------|----------|
| | Rider | | | Passenger | | |
| Color | Chrome | Black | Metal | Chrome | Black | Metal |
| VS600/7/750/800 Intruder/Boulevard (S50) | 733-800 | 733-800B | 733-800M | | | |
| C800 Intruder/Boulevard (C50) '05 - up | | | | 732-700 | 732-700B | 732-700M |
| VL800 Volusia < '05 | | | | 733-701 | 733-701B | 733-701M |
| M800 intruder/Boulevard (M50) to - '09 | | | | 732-700 | 732-700B | 732-700M |
| M800 intruder/Boulevard (M50) '10 - up | | | | 732-700 | 732-700B | 732-700M |
| VS1400 Intruder/Boulevard (S83) | 733-800 | 733-800B | 733-800M | | | |
| VZ 1600 Marauder | 734-801 | 734-801B | 734-801M | 734-700 | 734-700B | 734-700M |
| M1500 Intruder/Boulevard (M90) '09 - up | 733-801 | 733-801B | 733-801M | 732-700 | 732-700B | 732-700M |
| C1800 Intruder/Boulevard (C109R) '08 - up | | | | 733-701 | 733-701B | 733-701M |
| M1800R Intruder/Boulevard (M109R/2) '06 - up | | | | 733-700 | 733-700B | 733-700M |



| | | |
|---|--|--------------------|
| | FLOORBOARD W - 12.5CM, L - 31CM | |
| Design | [D] Flame | [E] Classic |
| M800 Intruder/Boulevard(M50)'06-'09 , VL800 Volusia <'05 | 733-1083 | 733-108 |





4

SUZUKI

11 EAGLE HOMOLOGATED EXHAUST

32 years experience in manufacturing of high performance products for motorcycles.
The brand "Eagle" was developed in 1985 and development continues every day.

| Color | CHROME | BLACK | POLISHED |
|---|------------|--------------|--------------|
| Suzuki VL800 Volusia to - '05 | | | |
| [A] Eagle M7 Straight cut | 65-3265316 | 65-3265326 | 65-3265346 |
| [B] Eagle Sidewinder slashcut | 65-3265317 | 65-3265327 | 65-3265347 |
| [C] Eagle Revolver Slashdown | | 65-3265328SD | 65-3265348SD |
| Suzuki VS 600/750/800 Intruder / Boulevard (S50) | | | |
| [A] Eagle M7 Straight cut | 65-3042316 | 65-3042326 | 65-3042346 |
| [B] Eagle Sidewinder slashcut | 65-3042317 | 65-3042327 | 65-3042347 |
| [C] Eagle Revolver Slashdown | | 65-3042328SD | 65-3042348SD |
| Suzuki VZ800 Marauder ('96 - '98) | | | |
| [A] Eagle M7 Straight cut | | 65-3053326 | 65-3053346 |
| [B] Eagle Sidewinder slashcut | | 65-3053327 | 65-3053347 |
| [C] Eagle Revolver Slashdown | | 65-3053328SD | 65-3053348SD |
| Suzuki VZ800 Marauder ('99 - '04) | | | |
| [A] Eagle M7 Straight cut | 65-3063316 | 65-3063326 | 65-3063346 |
| [B] Eagle Sidewinder slashcut | 65-3063317 | 65-3063327 | 65-3063347 |
| [C] Eagle Revolver Slashdown | | 65-3063328SD | 65-3063348SD |
| Suzuki VS1400 Intruder / Boulevard (S83) | | | |
| [A] Eagle M7 Straight cut | 65-3039316 | 65-3039326 | 65-3039346 |
| [B] Eagle Sidewinder slashcut | 65-3039317 | 65-3039327 | 65-3039347 |
| [C] Eagle Revolver Slashdown | | 65-3039328SD | 65-3039348SD |
| Suzuki VL1500 LC Intruder (to - '05) | | | |
| [A] Eagle M7 Straight cut | 65-3060016 | 65-3060026 | 65-3060046 |
| [B] Eagle Sidewinder slashcut | 65-3060017 | 65-3060027 | 65-3060047 |
| [C] Eagle Revolver Slashdown | | 65-3060028SD | 65-3060048SD |



12 HIGHWAY HAWK EXHAUST PIPES ☒ 🏍

Exhausts are a must in customizing. Better sound and a custom look. Choose your favorite.

| | |
|---|--|
| | [A] SLASHCUT PIPES Ø 76mm |
| | Chrome / complete system / removable baffles |
| M1500 Intruder/Boulevard (M90) '09 - up | 653-4070 |

For replacement baffles check page 200-201

12A



4

SUZUKI



Note: due to fluctuations in carburettor/ ECI settings, timing, etc. Highway Hawk does not warrant against chrome discoloration. Our exhaust systems are not homologated in most European Countries, except when stated. Not homologated exhaust systems are for off-road and/or show purposes only. All Highway Hawk exhausts/ pipes are mounted right hand side only, except when stated differently.

(Mounting: may need new gaskets and/or carburettor/ ECI adjustments)

DISCLAIMER EXHAUST SYSTEMS

Purchasers of Highway Hawk systems should satisfy themselves that the product is suitable for its intended use.

90 day warranty from date of retail purchase.

Highway Hawk exhaust systems are covered by this warranty against faulty manufacture and defects in production metals. Any system found to be defective on inspection will be replaced on a one for one basis. No consideration will be given for any and all subsequent labour charges how so ever incurred.

This warranty will not cover any system that has been wrongly fitted, modified or changed in any way.

No warranty is given as regards to chrome plated parts against heat generated colour finishes to the product or the forming of oxidation on systems when in use on the motorcycle.



13 EXTREME FAT BARS Ø 38MM ☒

Extreme fat engine guards for a custom look or to replace the stock fat bar.

| | EXTREME FAT BAR Ø 38MM | |
|--|------------------------|--------------|
| | [A] Chrome | [B] Black |
| C800 Intruder/Boulevard (C50) | 593-014 | 593-014B |
| M800 intruder/Boulevard (M50) | 593-014 | 593-014B |
| VL800 Volusia to - '05 | 593-014 | 593-014B |
| VZ800 Marauder '96 - '04 | 593-015 | |
| VL1500LC Intruder to - '05 | 593-016 | |
| C1500T/BT Intruder/Boulevard (C90T) '13 - up | 593-019 | [B] 593-019B |
| M1500 Intruder/Boulevard (M90) '09 - up | 593-018 | |
| C1800R Intruder/Boulevard (C109R) '08 - up | 593-017 | |

13A



13B



14 COVERS, VISORS AND TRIMS

Visors covers and trims with a nice chrome finish to dress up your bike and make it look even better.

| | RADIATOR COVERS | [B] CALIPER COVERS | [C] AXLE COVERS | [D] REGULATOR COVERS |
|--|-----------------|--------------------|-----------------|----------------------|
| C800 Intruder/Boulevard (C50) '06 - UP | [A] 713-6321 | | | |
| VZ 1600 Marauder | | 414-006 | | 694-115 |
| C1800 Intruder/Boulevard (C109R) '08 - up | | 413-007 | 473-0018 | |
| M1800R Intruder/Boulevard (M109R/2) '06 - up | | | | |

| | [E] Speedo visor | TURN SIGNAL VISORS (2PCS.) | | | Taillight covers |
|--|------------------|----------------------------|----------------|------------|------------------|
| | | [F] Plain | [G] Tech Glide | [H] Grille | |
| VS600/7/750/800 Intruder/Boulevard (S50) | | 663-051 | 663-050 | 683-001 | |
| VZ800 Marauder '96 - '04 | | 663-051 | 663-050 | 683-001 | |
| C800 Intruder/Boulevard (C50) '06 - '08 | | 663-053 | | 683-001 | [I] 663-112 |
| C800 Intruder/Boulevard (C50) '09 - up | | 663-053 | | 683-001 | [J] 663-116 |
| VL800 Volusia to - '05 | | 663-051 | 663-050 | 683-001 | [I] 663-112 |
| VS1400 Intruder/Boulevard (S83) | | 663-051 | 663-050 | 683-001 | |
| VL 1500 LC Intruder to -'05 | | 663-051 | 663-050 | 683-001 | [I] 663-112 |
| C/VL 1500 Intruder/Boulevard (C90)'03 - '09 | | 663-053 | | | |
| M1500 Intruder/Boulevard (M90) '09 - up | | 663-053 | | | [K] 663-114 |
| C1800 Intruder/Boulevard (C109R) '08 - up | 673-018 | 663-053 | | | [L] 663-115 |
| M1800R Intruder/Boulevard (M109R/2) '06 - up | | 663-053 | | | [M] 663-113 |

14A



14B



14C



14D



14E



14F



14G



14I



14H



14J



14K



14L



14M




15 SPOTLIGHT BRACKETS ☒

| | SPOTLIGHT BRACKETS | | | | |
|--|--------------------|-----------|-------|-----------|--------------|
| | [A] Classic | [B] V-Bar | | [C] Omega | [D] Flat-bar |
| | Chrome | Chrome | Black | Chrome | Chrome |
| Suzuki | | | | | |
| VS600/750/800 Intruder/Boulevard (S50) | 685-100 | 685-200 | | | |
| C800 Intruder/Boulevard (C50) | | | | | |
| M800 Intruder/Boulevard (M50) '10 - up | | | | | 683-122 |
| M1500 Intruder/Boulevard (M90) '09 - up | 683-121 | | | | |
| VL1500LC Intruder/Boulevard (C90) to - '05 | | | | 683-116 | |
| M1800R/2 Intruder/Boulevard (M109R/2) '06 - up | | | | | 683-120 |
| C1800 Intruder/Boulevard (C109R) '08 - up | | | | 683-119 | |

4

SUZUKI




Spotlights not included

FOR SPOTLIGHTS



PAGE 214-217



4

SUZUKI

16 SISSYBAR COMFORT ☒

The sissybar comfort-line is designed for passengers who demand comfort on long rides. The high sissybar and wide pillow provide maximum comfort. Sissybars can be customized with different backplates in different colors. Average height from fender: 40cm

| Side brackets | COMFORT SISSYBAR SLOTTED BACKPLATE | | | |
|--|------------------------------------|------------|------------|-----------|
| | [A] Chrome | [B] Black | [C] Chrome | [D] Black |
| Up-right | [A] Chrome | [B] Black | [C] Chrome | [D] Black |
| Backplate | [A] Chrome | [B] Chrome | [C] Black | [D] Black |
| C800 Intruder/Boulevard (C50) '05 - up | 523-6038 | 523-6038B | 523-6238 | 523-6238B |
| VL800 Volusia to - '05 | 523-6038 | 523-6038B | 523-6238 | 523-6238B |
| M800 intruder/Boulevard (M50) to - '09 | 523-6038 | 523-6038B | 523-6238 | 523-6238B |
| M800 intruder/Boulevard (M50) '10 - up | 523-6040 | | 523-6240 | |
| C/VL 1500 Intruder/Boulevard (C90) to - '09 | 523-6036 | | 523-6236 | |
| C1500T/BT Intruder/Boulevard (C90T) '13 - up | 523-6037 | 523-6037B | | |
| VZ 1600 Marauder | 524-6047 | 524-6047B | 524-6247 | 524-6247B |

Note: For matching luggage rack see section 18.

16A



16B




16C



16D



Chrome upright




Black upright



| COMFORT SISSYBAR HIGHWAY HAWK BACKPLATE | | | | |
|--|------------|------------|------------|-----------|
| Side brackets | [E] Chrome | [F] Black | [G] Chrome | [H] Black |
| Up-right | [E] Chrome | [F] Black | [G] Chrome | [H] Black |
| Backplate | [E] Chrome | [F] Chrome | [G] Black | [H] Black |
| C800 Intruder/Boulevard (C50) '05 - up | 523-6138 | 523-6138B | 523-6338 | 523-6338B |
| VL800 Volusia to - '05 | 523-6138 | 523-6138B | 523-6338 | 523-6338B |
| M800 intruder/Boulevard (M50) to - '09 | 523-6138 | 523-6138B | 523-6338 | 523-6338B |
| M800 intruder/Boulevard (M50) '10 - up | 523-6140 | | 523-6340 | |
| C/VL 1500 Intruder/Boulevard (C90) to - '09 | 523-6136 | | 523-6336 | |
| C1500T/BT Intruder/Boulevard (C90T) '13 - up | 523-6137 | 523-6137B | 523-6337 | 523-6337B |
| VZ 1600 Marauder | 524-6147 | 524-6147B | 524-6347 | 524-6347B |

Note: For matching luggage rack see section 18.



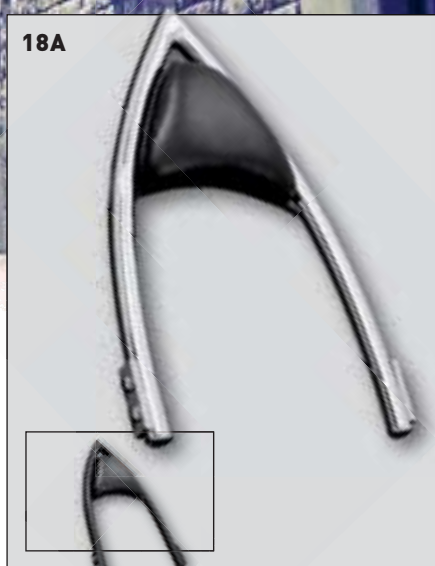


17 LOW AND WIDE SISSYBARS ☒

Combine comfort and style with the low or wide sissybar. All sissybars come with side brackets and matching hardware. Average height from fender: Low – 25cm, Wide – 40cm

| | [A] LOW SISSYBAR | | [B] WIDE SISSYBAR | | [C] EXTREME SISSYBAR |
|--|------------------|-----------|-------------------|-----------|----------------------|
| | Chrome | Black | Chrome | Black | Chrome |
| VS600/7/750/800 Intruder/Boulevard (S50) | | | 523-1047 | | |
| VZ800 Marauder '96 - '98 | | | 523-1048 | | |
| C800 Intruder/Boulevard (C50) '05 - up | | | 523-1038 | 523-1038B | |
| VL800 Volusia to - '05 | 523-4038 | 523-4038B | 523-1038 | 523-1038B | |
| M800 intruder/Boulevard (M50) to -'09 | 523-4038 | 523-4038B | 523-1038 | 523-1038B | |
| M800 intruder/Boulevard (M50) '10 - up | 523-4040 | | 523-1040 | | |
| VS1400 Intruder/Boulevard(S83) | | | 523-1049 | | |
| C/VL 1500 Intruder/Boulevard (C90) to -'09 | 523-4036 | | 523-1036 | | |
| C1500T/BT Intruder/Boulevard (C90T) '13 - up | 523-4037 | 523-4037B | 523-1037 | 523-1037B | |
| VZ 1600 Marauder | 524-4047 | 524-4047B | 524-1047 | 524-1047B | |
| M1500 Intruder/Boulevard (M90) '09 - up | | | | | *523-1070 |
| C1800 Intruder/Boulevard (C109R) '08 - up | | | | | *523-1069 |
| M1800R Intruder/Boulevard (M109R/2) '06 - up | | | | | *523-1068 |

Note: For matching Luggage racks, see section 18.



18 ARCH SISSYBARS AND LUGGAGE RACKS ☒

Arch sissybar for a more extreme look. Luggage racks can be mounted on all sissybars. Average height from fender: Arch – 40cm

| | [A] ARCH SISSYBAR | | [C] LUGGAGE RACKS | |
|--|-------------------|-----------|-------------------|--------------|
| | Chrome | Black | Chrome | Black |
| VS600/7/750/800 Intruder/Boulevard (S50) | | | 525-001 | |
| VZ800 Marauder '96 - '98 | | | 525-001 | |
| C800 Intruder/Boulevard (C50) '05 - up | | | 525-0031 | 525-0031B |
| VL800 Volusia to - '05 | | | 525-0031 | 525-0031B |
| M800 intruder/Boulevard (M50) to -'09 | 523-3038 | 523-3038B | 525-0031 | 525-0031B |
| M800 intruder/Boulevard (M50) '10 - up | 523-3040 | | 525-0031 | 525-0031B |
| VS1400 Intruder/Boulevard(S83) | | | 525-001 | |
| C/VL 1500 Intruder/Boulevard (C90) to -'09 | 523-3036 | | 525-0031 | 525-0031B |
| C1500T/BT Intruder/Boulevard (C90T) '13 - up | 523-3037 | 523-3037B | 525-0031 | 525-0031B |
| VZ 1600 Marauder | 524-3047 | 524-3047B | *525-001 | |
| M1500 Intruder/Boulevard (M90) '09 - up | | | [D] 525-005 | [D] 525-005B |
| C1800 Intruder/Boulevard (C109R) '08 - up | | | [D] 525-005 | [D] 525-005B |
| M1800R Intruder/Boulevard (M109R/2) '06 - up | | | [D] 525-005 | [D] 525-005B |

* Will not fit 524-2047/B 524-3047/B

*Note: License plate relocation may be required when license plate is mounted above taillight.

19 SOLO RACKS

These solo racks give your bike a custom look and are useful to take some extra luggage when you ride solo.

| | [A] GOTHIC RACK | | [B] TUBULAR RACK | | [C] BILLET RACK | |
|--|-----------------|-------------|------------------|-------------|-----------------|-------------|
| | Chrome | Gloss Black | Chrome | Gloss Black | Chrome | Gloss Black |
| C800 Intruder/Boulevard (C50) '05 - up | 663-0371 | 663-0371BK | 663-0171 | 663-0171BK | 663-0671 | 663-0671BK |
| VL800 Volusia to - '05 | 663-0371 | 663-0371BK | 663-0171 | 663-0171BK | 663-0671 | 663-0671BK |
| C/VL 1500 Intruder/Boulevard (C90) to - '09 | 663-0371 | 663-0371BK | 663-0151 | | 663-0671 | 663-0671BK |
| C1500T/BT Intruder/Boulevard (C90T) '13 - up | 663-0371 | 663-0371BK | 663-0171 | 663-0171BK | 663-0671 | 663-0671BK |
| C1800 Intruder/Boulevard (C109R) '08 - up | 663-0381 | 663-0381BK | 663-0181 | 663-0181BK | 663-0681 | 663-0681BK |

4

SUZUKI

LUGGAGE

For luggage and related parts check **Ledrie** Chapter 16 or **Luggage** chapter 15.
For model specific mounting hardware check page 278 **Fitment guide**.



FOR LUGGAGE

PAGE
252-253



20 DE LUXE WINDSHIELD ☒

| Design | DE LUXE WINDSHIELD | |
|---------------|--------------------|----------|
| Color | Chrome | Black |
| C800 Intruder | 57-400 | 57-400BK |
| VL800 Volusia | 57-400 | 57-400BK |

*Note: Fork clamps in chrome

| Additional part | [A] SPOTLIGHT BRACKET | |
|-----------------|-----------------------|----------|
| Color | Chrome | Black |
| C800 Intruder | 57-401 | 57-401BK |
| VL800 Volusia | 57-401 | 57-401BK |

use for OEM windshield

4

SUZUKI



YOUR TRIUMPH! YOUR STYLE!

5

TRIUMPH

MIRRORS
PAGE 184-189

HANDLEBARS
PAGE 168-177

HEADLIGHTS
PAGE 212-217

FENDER ORNAMENTS
PAGE 208-209

SOLORACKS
PAGE 111

TURN SIGNAL
PAGE 228-235

FORWARD
CONTROLS
PAGE 108-109

5

TRIUMPH

1 PREMIUM FORWARD CONTROLS

Mount forward controls for a custom look and more comfortable ride

| | [A] PREMIUM FORWARD CONTROLS WITH MILLED LEVERS AND SPEED PEGS | | |
|--|--|-------------|------------|
| Color | CHROME | GLOSS BLACK | DULL BLACK |
| America 986 '07 > up, [+10cm] | 496-3301 | | |
| Speedmaster 986 '07 > up [+10cm] | 496-3301 | | |
| Bonneville 986 '07 > up [+44cm] | 496-3302 | | |
| Thunderbird 1600A '09 - '14 [+13cm] | 496-3303 | 496-3303BK | 496-3303B |
| Thunderbird 1600A '09 - '14 [+21cm] | 496-3304 | 496-3304BK | 496-3304B |
| Rocket III Roadstar '10 > up [+11-19-27cm] | 496-3305 | | |

| | [B] PREMIUM FORWARD CONTROLS WITH MILLED LEVERS AND CLASSIC PEGS | | |
|-------------------------------------|--|-------------|------------|
| Color | CHROME | GLOSS BLACK | DULL BLACK |
| America 986 '07 > up, [+10cm] | 496-3201 | | |
| Speedmaster 986 '07 > up [+10cm] | 496-3201 | | |
| Bonneville 986 '07 > up [+44cm] | 496-3202 | | |
| Thunderbird 1600A '09 - '14 [+13cm] | 496-3203 | 496-3203BK | 496-3203B |
| Thunderbird 1600A '09 - '14 [+21cm] | 496-3204 | 496-3204BK | 496-3204B |

| | [C] PREMIUM FORWARD CONTROLS WITH SMOOTH LEVERS AND SPEED PEGS | | |
|-------------------------------------|--|-------------|------------|
| Color | CHROME | GLOSS BLACK | DULL BLACK |
| America 986 '07 > up, [+10cm] | 496-3101 | | |
| Speedmaster 986 '07 > up [+10cm] | 496-3101 | | |
| Bonneville 986 '07 > up [+44cm] | 496-3102 | | |
| Thunderbird 1600A '09 - '14 [+13cm] | 496-3103 | 496-3103BK | 496-3103B |
| Thunderbird 1600A '09 - '14 [+21cm] | 496-3104 | 496-3104BK | 496-3104B |

| | [D] PREMIUM FORWARD CONTROLS WITH SMOOTH LEVERS AND CLASSIC PEGS | | |
|-------------------------------------|--|-------------|------------|
| Color | CHROME | GLOSS BLACK | DULL BLACK |
| America 986 '07 > up, [+10cm] | 496-3001 | | |
| Speedmaster 986 '07 > up [+10cm] | 496-3001 | | |
| Bonneville 986 '07 > up [+44cm] | 496-3002 | | |
| Thunderbird 1600A '09 - '14 [+13cm] | 496-3003 | 496-3003BK | 496-3003B |
| Thunderbird 1600A '09 - '14 [+21cm] | 496-3004 | 496-3004BK | 496-3004B |

2 BODYWORK



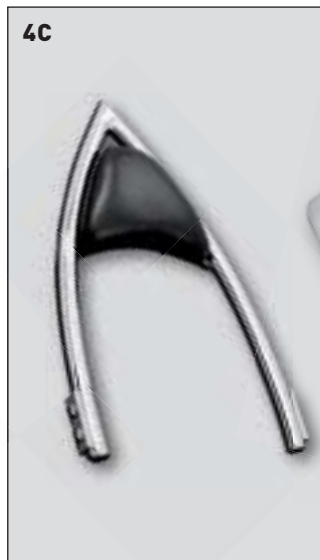
| | [A] FENDER TRIM | [B] V-BAR SPOTLIGHT BRACKET |
|----------------------------|-----------------|-----------------------------|
| Color | CHROME | CHROME |
| Thunderbird 1600 A '09-'14 | 606-002 | 686-200 |



FOR
SPOTLIGHTS



PAGE
214-217



FOR LUGGAGE

PAGE 252-253



3 SISSYBAR COMFORT ☒

The sissybar comfort-line is designed for passenger who demand comfort on long rides. The high sissy bar and wide pillow provide maximum comfort. Sissybars can be customized with different backplates in different colors. Average height from fender: 40cm

| | COMFORT SISSYBAR SLOTTED BACKPLATE | |
|----------------------------|------------------------------------|------------|
| Side brackets | [A] Chrome | [B] Chrome |
| Up-right | [A] Chrome | [B] Chrome |
| Backplate | [A] Chrome | [B] Black |
| Thunderbird 1600 A '09-'14 | 526-6030 | 526-6230 |

| | COMFORT SISSYBAR HIGHWAY HAWK BACKPLATE | |
|----------------------------|---|------------|
| Side brackets | [C] Chrome | [D] Chrome |
| Up-right | [C] Chrome | [D] Chrome |
| Backplate | [C] Chrome | [D] Black |
| Thunderbird 1600 A '09-'14 | 526-6130 | 526-6330 |

Note: For matching luggage rack see section 4

4 LOW, WIDE AND ARCH SISSYBARS & LUGGAGE RACK ☒

Combine comfort and style with the low or wide sissybar. All sissybars come with side brackets and matching hardware. Average height from fender: Low – 25cm, Wide – 40cm

| | [A] LOW SISSYBAR | [B] WIDE SISSYBAR | [C] ARCH SISSYBAR | [D] LUGGAGE RACKS |
|----------------------------|------------------|-------------------|-------------------|-------------------|
| Color | CHROME | CHROME | CHROME | CHROME |
| Thunderbird 1600 A '09-'14 | 526-4030 | 526-1030 | 526-3030 | 525-0031 |

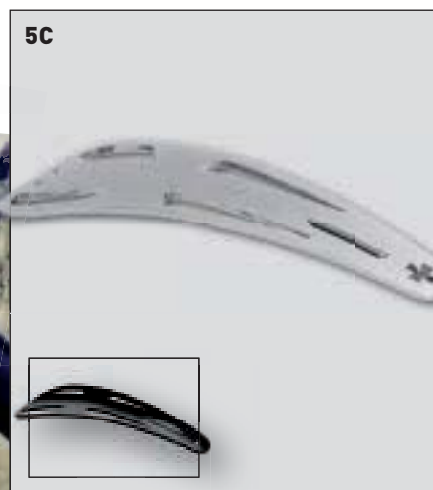
5 SOLO RACKS ☒

These solo racks give your bike a custom look and are useful to take some extra luggage when you ride solo.

| Design | [A] TUBULAR SOLO RACK | | [B] BILLET SOLO RACK | | [C] GOTHIC SOLO RACK | |
|----------------------------|-----------------------|-------------|----------------------|-------------|----------------------|-------------|
| Color | CHROME | GLOSS BLACK | CHROME | GLOSS BLACK | CHROME | GLOSS BLACK |
| Thunderbird 1600 A '09-'14 | 666-0131 | 666-0331BK | 666-0631 | 666-0631BK | 666-0331 | 666-0331BK |

LUGGAGE

For luggage and related parts check **Ledrie** Chapter 16 or **Luggage** chapter 15.
For model specific mounting hardware check page 278 **Fitment guide**.



YOUR YAMAHA

YOUR STYLE

MIRRORS
PAGE 184-189

6

YAMAHA



6

YAMAHA

255

265



1 HANDLEBARS

Our handlebars are tested and TÜV approved. All handlebars are polished and treated with micro-nickel before they are finished with a mirror look chrome finish. These handlebars have specific measurements for the bikes mentioned in the schedule below.



| TYPE | [A] GOTHIC | [B] BANANA | [C] ARROW |
|--|----------------------------|-----------------------------|----------------------------|
| Size | 32mm (1 1/4") | 32mm (1 1/4") | 32mm (1 1/4") |
| Measurements | A - 16cm B - 24cm C - 95cm | A - 15cm B - 34cm C - 107cm | A - 13cm B - 8cm C - 102cm |
| XVS650 Dragstar Classic/V-star Classic | 55-535 | 55-5311 | 55-507 |
| XVS950A Midnight star/V-star | 55-535 | 55-5311 | 55-507 |
| XVS1100 Dragstar/Classic | 55-535 | 55-5311 | 55-507 |
| XV1600A Wildstar/Roadstar | 55-535 | 55-5311 | 55-507 |

| TYPE | [D] BACK OFF | [E] FLYER |
|--|------------------------------|------------------------------|
| Size | 32mm (1 1/4") | 32mm (1 1/4") |
| Measurements | A - 9cm, B - 12cm, C - 104cm | A - 15cm, B - 17cm, C - 94cm |
| XVS650 Dragstar Classic/V-star Classic | 55-545 | 55-521 |
| XVS950A Midnight star/V-star | 55-545 | 55-521 |
| XVS1100 Dragstar/V-star Custom/Classic | 55-545 | 55-521 |
| XV1600A Wildstar/Roadstar | 55-545 | 55-521 |

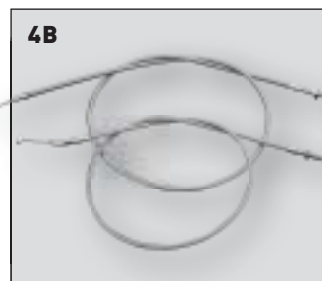
**MORE
HANDLEBARS**



PAGE
168-177



| TYPE | [F] WISHBONE | [G] FAT WISHBONE | [H] SOLID CUSTOM |
|--|-----------------------------|------------------------------|------------------------------|
| Size | 32mm (1 1/4") | 32mm (1 1/4") | 32mm (1 1/4") |
| Measurements | A - 20cm, B - 9cm, C - 80cm | A - 22cm, B - 13cm, C - 96cm | A - 27cm, B - 34cm, C - 94cm |
| XVS 650 Dragstar/V-Star Custom | 55-512 | | |
| XVS650 Dragstar/V-star Classic | 55-511 | 55-504 | 55-5301 |
| XVS950A Midnight star /V-star | 55-511 | 55-504 | 55-5301 |
| XVS1100 Dragstar/V-star Custom/Classic | 55-511 | 55-504 | 55-5301 |
| XV1600A Wildstar/Roadstar | 55-511 | 55-504 | 55-5301 |



6

YAMAHA

2 ADJUSTABLE HANDLEBARS

| TYPE | [A] STRAIGHT | [B] ROUND |
|--|-------------------|-------------------|
| Size | 32mm (1 1/2") | 32mm (1 1/2") |
| Measurements | A - 14cm C - 95cm | A - 22cm C - 95cm |
| XVS650 Dragstar Classic/V-star Classic | 55-580 | 55-581 |
| XVS950A Midnight star/V-star | 55-580 | 55-581 |
| XVS1100 Dragstar/V-star Custom/Classic | 55-580 | 55-581 |
| XV1600A Wildstar/Roadstar | 55-580 | 55-581 |

3 CROSS RISERS

| CROSS RISERS | |
|---|---------|
| XVS650 Dragstar Classic /V-Star Classic | 56-062B |
| XVS950A Midnight star/V-star | 56-062B |
| XVS1100 Dragstar/V-star Custom/Classic | 56-062B |
| XV1600A Wildstar/Roadstar | 56-062B |

Note: For more risers check page 178-179



4 CABLES


Different handlebars require may require different cables. All cables are braided with stainless steel. Choose the right size for your bike from the schedule below. For Brake or hydraulic clutch lines please see section 115 page 191.

| | [A] IDLE CABLES | | |
|---|-----------------|----------|----------|
| Size | Standard size | +150mm | +400mm |
| XVS650 Dragstar/V-star Custom | 20-0171 | 20-0172 | |
| XVS650A Dragstar/V-star Classic | 20-0171 | 20-0172 | |
| XVS950A Midnight star/V-star | 20-0273 | 20-0274 | 20-0275 |
| XVS1100 Dragstar/V-star Custom & Classic to - '99 | 20-01943 | 20-01944 | |
| XVS1100 Dragstar/V-star Custom & Classic '00 - up | 20-01953 | 20-01954 | |
| XVS1300A Midnight star/V-Star | 20-02123 | 20-02124 | 20-02125 |
| XV1600A Wildstar/Roadstar | 20-01963 | 20-01964 | |

| | [A] THROTTLE CABLES | | |
|---|---------------------|----------|----------|
| Size | Standard size | +150mm | +400mm |
| XVS650 Dragstar/V-star Custom | 20-0168 | 20-0169 | |
| XVS650A Dragstar/V-star Classic | 20-0168 | 20-0169 | |
| XVS950A Midnight star/V-star | 20-0270 | 20-0271 | 20-0272 |
| XVS1100 Dragstar/V-star Custom & Classic to - '99 | 20-01940 | 20-01941 | |
| XVS1100 Dragstar/V-star Custom & Classic '00 - up | 20-01950 | 20-01951 | |
| XVS1300A Midnight star/V-Star | 20-02120 | 20-02121 | 20-02122 |
| XV1600A Wildstar/Roadstar | 20-01960 | 20-01961 | |

| | [B] CLUTCH CABLES | | |
|--|-------------------|----------|----------|
| Size | Standard size | + 150mm | +400mm |
| XVS650 Dragstar/V-star Custom | 20-0231 | 20-0232 | |
| XVS650A Dragstar/V-star Classic | 20-0248 | 20-0249 | |
| XVS950A Midnight star/V-star | 20-0276 | 20-0277 | 20-0278 |
| XVS1100 Dragstar/V-star Custom | 20-02320 | 20-02321 | |
| XVS1100 Dragstar/V-star Classic | 20-02320 | 20-02321 | |
| XVS1100 Dragstar/V-star Custom '00 - up | 20-02323 | 20-02324 | |
| XVS1100 Dragstar/V-star Classic '00 - up | 20-02323 | 20-02324 | |
| XVS1300A Midnight star/V-Star | 20-02126 | 20-02127 | 20-02128 |
| XV1600A Wildstar/Roadstar | 20-02326 | 20-02327 | |

| | [C] SPEEDO CABLES | |
|---------------------------------|-------------------|---------|
| Size | Standard size | +150mm |
| XVS650 Dragstar/V-star Custom | 20-0335 | 20-0336 |
| XVS650A Dragstar/V-star Classic | 20-0342 | 20-0343 |
| XVS1100 Dragstar/V-star Custom | 20-0335 | 20-0336 |
| XVS1100 Dragstar/V-star Classic | 20-0342 | 20-0343 |



6

YAMAHA

5 LEVERS

Replace your stock polished levers for wide blade levers or CNC aluminum knuckle levers in chrome

| KNUCKLE LEVERS | |
|---------------------------------|---------|
| Color | Chrome |
| XVS650 Dragstar/V-star Classic | 452-302 |
| XVS1100 Dragstar/V-star Classic | 452-302 |
| XVS1300A Midnight star/V-Star | 452-302 |



6 MASTER CYLINDER COVERS

Billet aluminum. Chrome, black coated or black anodized master cylinder covers

| Type | MASTERCYLINDER COVERS | | | | |
|--|-----------------------|-------------------|------------------|----------------|------------------|
| | [A] Flame | [B] Gothic Chrome | [B] Gothic Black | [C] Tech Glide | [D] Live To Ride |
| XV750-1000-1100 Virago | | | | | 452-001 |
| XVS650 Dragstar/V-star Custom | 452-035 | | 452-025B | | 452-004 |
| XVS650A Dragstar/V-star Classic | 452-035 | | 452-025B | | 452-004 |
| XVS950A Midnight star/V-star | 452-035 | | 452-025B | | 452-004 |
| XVS1100 Dragstar/V-star Custom | 452-035 | | 452-025B | | 452-004 |
| XVS1100A Dragstar/V-star Classic | 452-035 | | 452-025B | | 452-004 |
| XVS1300A Midnight star/V-Star to - '10 | 452-035 | | 452-025B | | 452-004 |
| XV1600A Wildstar/Roadstar | | 451-023 | | 451-003 | 451-001 |
| XV1700 Road Warrior | | 451-023 | | 451-003 | 451-001 |



6

YAMAHA



5



6A



6B



6B



6C



6D

7 PREMIUM FORWARD CONTROLS

Mount forward controls for a custom look and more comfortable ride

| Type | PREMIUM FORWARD CONTROLS WITH SMOOTH LEVERS | | | |
|--|---|---|--|----------|
| | [A] Speed pegs | [B] Classic pegs | | |
| Color | Chrome | Chrome | | |
| XVS650 Dragstar/Dragstar Classic (+12cm) | 492-3102 | 492-3002 | | |
| XV750-1000-1100 Virago (+13cm) | 492-3103 | 492-3003 | | |
| XVS950A Midnight star/V-star (+10cm) | 492-3104 | 492-3004 | | |
| XVS950A Midnight star/V-star (+18cm) | 492-3105 | XV1900A Midnight star/Roadliner (+10cm) | | 492-3008 |
| XV1900A Midnight star/Roadliner (+10cm) | | 492-3008 | | |

Replacement parts: 49-300 Rubber rings, classic pegs 49-301 Rubber rings, speed pegs

7A



7B



6

YAMAHA

| PREMIUM FORWARD CONTROLS WITH MILLED LEVERS | | |
|---|----------------|------------------|
| Type | [C] Speed pegs | [D] Classic pegs |
| Color | Chrome | Chrome |
| XVS650 Dragstar/Dragstar Classic (+12cm) | 492-3302 | 492-3202 |
| XV750-1000-1100 Virago (+13cm) | 492-3303 | 492-3203 |
| XVS950A Midnight star/V-star (+10cm) | 492-3304 | 492-3204 |
| XVS950A Midnight star/V-star (+18cm) | 492-3305 | 492-3205 |
| XV950 Bolt, XV950R Racer (+35cm) | 492-3306B | 492-3206B |
| XVS1100 Dragstar/Dragstar Classic (+19cm) | 492-3307 | 492-3207 |
| XV1900A Midnight star/Roadliner (+10cm) | 492-3308 | 492-3208 |

Replacement parts: 49-300 Rubber rings, classic pegs 49-301 Rubber rings, speed pegs



8 HIGHWAY HAWK FORWARD CONTROLS

Mount forward controls for a custom look and more comfortable ride.

| Type | CHROME FORWARD CONTROLS | |
|---|-------------------------|--------------------------|
| | [A] with smooth pegs | [B] with tech Glide pegs |
| XVS650 Dragstar Custom/Dragstar Classic (+15cm) | 492-802 | 492-602 |
| XV750-1000-1100 Virago (+18cm) | 492-803 | 492-603 |
| XVS1100 Dragstar/Dragstar Classic (+19cm) | 492-805 | 492-605 |
| XV1600A Wildstar/Roadstar (+14cm) | 492-806 | 492-606 |
| XVS1300A Midnight star/V-Star (+19cm) | 492-807 | 492-607 |
| XVS950A Midnight star/V-star (+16cm) | 492-808 | 492-608 |

Note: For matching footpegs see section 9

8A



8B



6

YAMAHA



6

YAMAHA



9 FOOTPEGS

Replace your stock footpegs for these nice design pegs or match your passenger pegs with forward controls from section 8

| Type | RIDER FOOTPEGS | | |
|-----------------------------------|----------------|------------|---------|
| | [A] Tech-glide | [B] Smooth | [C] Air |
| XVS125 Dragstar | 732-600 | 732-381 | 732-380 |
| XV535 Virago '90 - '99 | 732-600 | 732-381 | 732-380 |
| XVS650 Dragstar/V-Star Custom | 732-600 | 732-381 | 732-380 |
| XV750/1000/1100 Virago | 732-600 | 732-381 | 732-380 |
| XVS1100 Dragstar/V-Star Custom | 732-600 | 732-381 | 732-380 |
| XVS1300 Custom - Stryker '13 - up | 732-600 | 732-381 | 732-380 |

| Type | PASSENGER FOOTPEGS | | | |
|-----------------------------------|--------------------|------------|---------|---------------|
| | [A] Tech-glide | [B] Smooth | [C] Air | [D] Extension |
| XVS125 Dragstar | 732-606 | 732-391 | 732-383 | 732-0500 |
| XVS650 Dragstar/V-Star Custom | 732-606 | 732-391 | 732-383 | 732-0500 |
| XVS650 Dragstar/V-Star Classic | 732-606 | 732-391 | 732-383 | 732-0500 |
| XVS950A Midnight star/V-star | 732-606 | 732-391 | 732-383 | |
| XVS1100 Dragstar/V-Star Custom | 732-606 | 732-391 | 732-383 | 732-0500 |
| XVS1100 Dragstar/V-Star Classic | 732-606 | 732-391 | 732-383 | 732-0500 |
| XVS1300 Custom - Stryker '13 - up | 732-606 | 732-391 | 732-383 | |
| XVS1300A Midnight star/V-Star | 732-323 | 732-325 | 732-324 | |
| XV1600A Wildstar/Roadstar | 732-606 | 732-391 | 732-383 | 732-0500 |
| XV1700 Road warrior | 732-606 | 732-391 | 732-383 | |
| XV1900A Midnight star/Roadliner | 732-323 | 732-325 | 732-324 | |

9A



9B



9C



9D



MORE FOOTPEGS



PAGE
194-195

10 FLOORBOARDS

Hand polished and finished with mirror look chrome finish or black coating. These floorboards can give you or your passenger that extra comfort on a long trip.

| Design | [A] FLOORBOARD SMOOTH | | [B] FLOORBOARD NEW TECH GLIDE | | |
|------------------------------------|------------------------|----------|-------------------------------|----------|----------|
| Measurments | W - 12.5cm, L - 27,5cm | | W - 12.5cm, L - 27,5cm | | |
| | Passenger | | Passenger | | |
| Color | Chrome | Black | Chrome | Black | Metal |
| XVS125 Dragstar | | | 732-700 | 732-700B | 732-700M |
| XV535 Virago '90 - '99 | 732-750 | 732-750B | 732-700 | 732-700B | 732-700M |
| XVS650 Dragstar / V-star Custom | 732-751 | 732-751B | 732-701 | 732-701B | 732-701M |
| XVS650A Dragstar / V-star Classic | 732-751 | 732-751B | 732-701 | 732-701B | 732-701M |
| XVS950A Midnight star / V-star | 732-752 | 732-752B | 732-702 | 732-702B | 732-702M |
| XVS1100 Dragstar/ V-star Custom | 732-751 | 732-751B | 732-701 | 732-701B | 732-701M |
| XVS1100A Dragstar/ V-star Classic | 732-751 | 732-751B | 732-701 | 732-701B | 732-701M |
| XVS1300A Midnight star / V-Star | 732-752 | 732-752B | 732-702 | 732-702B | 732-702M |
| XVS1300 Custom / Stryker 2013 - up | 732-751 | 732-751B | 732-701 | 732-701B | 732-701M |
| XV1600A Wildstar/Roadstar | 732-750 | 732-750B | 732-700 | 732-700B | 732-700M |

| | FLOORBOARD W - 12.5CM, L - 31CM | |
|--------------------------------|---------------------------------|-------------|
| Design | [C] Flame | [D] Classic |
| XV750/1000/1100 Virago | 732-1373 | 732-137 |
| XVS650 Dragstar/V-star Custom | 732-1373 | 732-137 |
| XVS1100 Dragstar/V-star Custom | 732-1373 | 732-137 |



6

YAMAHA



11 EAGLE HOMOLOGATED EXHAUST

32 years experience in manufacturing of high performance products for motorcycles. The brand "Eagle" was developed in 1985 and development continues every day.

| Color | CHROME | BLACK | STAINLESS STEEL POLISHED |
|--|------------|--------------|--------------------------|
| Yamaha XV1700 Road warrior | | | |
| [A] Eagle M7 Straight cut | 65-2672316 | 65-2672326 | 65-2672346 |
| [B] Eagle Sidewinder slashcut | 65-2672317 | 65-2672327 | 65-2672347 |
| [C] Eagle Revolver Slashdown | | 65-2672328SD | 65-2672348SD |
| Yamaha XVS 1100 Dragstar/V-Star Classic | | | |
| [A] Eagle M7 Straight cut | 65-2059316 | 65-2059326 | 65-2059346 |
| [B] Eagle Sidewinder slashcut | 65-2059317 | 65-2059327 | 65-2059347 |
| [C] Eagle Revolver Slashdown | | 65-2059328SD | 65-2059348SD |

Note: due to fluctuations in carburettor/ ECI settings, timing, etc. Highway Hawk does not warrant against chrome discoloration. Our exhaust systems are not homologated in most European Countries, except when stated. Not homologated exhaust systems are for off-road and/or show purposes only. All Highway Hawk exhausts/ pipes are mounted right hand side only, except when stated differently.

(Mounting: may need new gaskets and/or carburettor/ ECI adjustments)

DISCLAIMER EXHAUST SYSTEMS

Purchasers of Highway Hawk systems should satisfy themselves that the product is suitable for its intended use.

90 day warranty from date of retail purchase.

Highway Hawk exhaust systems are covered by this warranty against faulty manufacture and defects in production metals. Any system found to be defective on inspection will be replaced on a one for one basis. No consideration will be given for any and all subsequent labour charges how so ever incurred.

This warranty will not cover any system that has been wrongly fitted, modified or changed in any way.

No warranty is given as regards to chrome plated parts against heat generated colour finishes to the product or the forming of oxidation on systems when in use on the motorcycle.




6


YAMAHA




11A



11B



11C



MORE EXHAUSTS

PAGE
196-201

6

YAMAHA

12 EXTREME FAT BARS Ø38MM ☒

Extreme fat engine guards for a custom look or to replace the stock fat bar.

| | [A] EXTREME FAT BAR Ø 38MM | |
|-----------------------------------|----------------------------|-----------------------------|
| Color | Chrome | Black |
| Yamaha | | |
| XVS650 Dragstar/Dragstar Classic | 592-014 | |
| XVS1100 Dragstar/Dragstar Classic | 592-015 | |
| XVS1300A Midnight star/V-Star | 592-017 | |
| XVS950A Midnight star/V-star | 592-019 | 592-019B |
| XV950 Bolt All models | | [B] 592-020BK (Gloss Black) |
| XVS1300 Custom/Stryker | 592-021 | 592-021B |

13 COVERS, VISORS AND TRIMS

Visors covers and trims with a nice chrome finish to dress up your bike and make it look even better.


| Type | [A] RADIATOR COVERS | [B] FRAME COVERS | [C] CALIPER COVERS | [D] AXLE COVERS | [E] SIDE STAND SWITCH COVER |
|--|---------------------|------------------|--------------------|-----------------|-----------------------------|
| XVS650 Dragstar/V-star Custom | | 472-0060 | 412-005 | | 412-150 |
| XVS650A Dragstar/V-star Classic | | 472-0060 | 412-005 | | 412-150 |
| XVS950A Midnight star/V-star | | 472-0060 | | 472-950 | 412-150 |
| XVS1100 Dragstar/V-star Custom | | 472-0060 | 412-005 | | 412-150 |
| XVS1100A Dragstar/V-star Classic | | 472-0060 | 412-005 | | 412-150 |
| XVS1300A Midnight star/V-Star to - '10 | 712-613 | | | | 412-150 |
| XV1600A Wildstar/Roadstar | | | | | 412-150 |
| XV1900 Midnight Star | | | | | 412-150 |

| Type | TURN SIGNAL VISORS (2PCS.) | | TAILLIGHT COVER | |
|---------------------------------|----------------------------|------------|-----------------|-------------|
| | [F] Plain | [G] Grille | [H] Classic | Tech Glide |
| XV125/250/535 ('90-'99) Virago | 662-051 | 682-002 | | [I] 662-110 |
| XV750-1000-1100 Virago | 662-051 | 682-002 | | [I] 662-110 |
| XVS650 Dragstar/V-star Custom | 662-051 | 682-002 | | |
| XVS650A Dragstar/V-star Classic | 662-051 | 682-002 | 662-113 | [J] 662-114 |
| XVS950A Midnight star/V-star | | | 662-117 | |
| XVS1100 Dragstar/V-star Custom | 662-051 | 682-002 | | |
| XVS1100 Dragstar/V-star Classic | 662-051 | 682-002 | 662-113 | [J] 662-114 |
| XVS1300A Midnight star/V-Star | | | | [K] 662-116 |
| XV1600A Wildstar/Roadstar | 662-051 | 682-002 | 662-113 | [J] 662-114 |
| XV1700 Road Warrior | 663-051 | 682-002 | | |

14 REAR LOWERING KIT ☒ 🛠️

| | REAR LOWERING KIT | |
|--------------------------|-------------------|--------------|
| Type | Set | Extra info |
| XVS650 Drag Star | 472-0065 | Lowers ± 4cm |
| XVS650 Drag Star Classic | 472-0065 | Lowers ± 4cm |

Note: **472-0065** (lowering kit) should be installed by a professional mechanic only. MotoLux International B.V./ Highway Hawk can not be held responsible for improper installation.





6

YAMAHA


15 AIR CLEANERS ☒ ☑

| Type | TECH GLIDE | SMOOTH |
|---------------------------|-------------|-------------|
| XV1600A Wildstar/Roadstar | [A] 292-161 | [B] 292-162 |

Note: May need carburettor adjustment

16 SPOTLIGHT BRACKET ☒ ☑

| Type | SPOTLIGHT BRACKETS | | | |
|---|--------------------|-----------|--------------|----------|
| | [A] Classic | [B] V-Bar | [C] Flat-bar | |
| Color | Chrome | Chrome | Chrome | Black |
| XV125/250/535 ('90-'99) Virago | 682-105 | | | |
| XVS650 Dragstar/V-star Custom | 685-100 | 685-200 | | |
| XVS1100 Dragstar/V-star Custom to - '99 | 685-100 | 685-200 | | |
| XVS1300A Midnight star/V-Star | | | 682-120 | 682-120B |
| XVS950A Midnight star/V-star | | | 682-120 | 682-120B |
| XV750/1000/1100 Virago | 682-107 | | | |



FOR SPOTLIGHTS



PAGE
214-217

17 SISSYBAR COMFORT ☒

The sissybar comfort-line is designed for passengers who demand comfort on long rides. The high sissy bar and wide pillow provide maximum comfort. Sissybars can be customized with different backplates in different colors. Average height from fender: 40cm

| | COMFORT SISSYBAR SLOTTED BACKPLATE | | | |
|----------------------------------|------------------------------------|------------|------------|-----------|
| Side brackets | [A] Chrome | [B] Black | [C] Chrome | [D] Black |
| Up-right | [A] Chrome | [B] Black | [C] Chrome | [D] Black |
| Backplate | [A] Chrome | [B] Chrome | [C] Black | [D] Black |
| XVS125 Dragstar | 522-6038 | | 522-6238 | |
| XV535 Virago '90 - '99 | 522-6040 | | 522-6240 | |
| XVS650 Dragstar/V-star Custom | 522-6047 | | 522-6247 | |
| XVS650A Dragstar/V-star Classic | 522-6047 | | 522-6247 | |
| XV950 Bolt | | 522-6034B | | 522-6234B |
| XVS950A Midnight star/V-star | 522-6049 | 522-6049B | 522-6249 | 522-6249B |
| XVS1100 Dragstar/V-star Custom | 522-6038 | | 522-6238 | |
| XVS1100A Dragstar/V-star Classic | 522-6039 | | 522-6239 | |
| XVS1300A Midnight star/V-Star | 522-6033 | | 522-6233 | |
| XVS1300 Custom/Stryker 2013 - up | 522-6035 | 522-6035B | 522-6235 | 522-6235B |
| XV1600A Wildstar/Roadstar | 522-6036 | | 522-6236 | |
| XV1900A Midnight star/Roadliner | 522-6048 | | 522-6248 | |

Note: For matching luggage rack see section 19.


6


YAMAHA



| COMFORT SISSYBAR HIGHWAY HAWK BACKPLATE | | | | |
|---|-----------|------------|------------|-----------|
| Side brackets | [E]Chrome | [F] Black | [G] Chrome | [H] Black |
| Up-right | [E]Chrome | [F] Black | [G] Chrome | [H] Black |
| Backplate | [E]Chrome | [F] Chrome | [G] Black | [H] Black |
| XVS125 Dragstar | 522-6138 | | 522-6338 | |
| XV535 Virago '90 - '99 | 522-6140 | | 522-6340 | |
| XVS650 Dragstar/V-star Custom | 522-6147 | | 522-6347 | |
| XVS650A Dragstar V-star Classic | 522-6147 | | 522-6347 | |
| XV950 Bolt | | 522-6134B | | 522-6334B |
| XVS950A Midnight star/V-star | 522-6149 | 522-6149B | 522-6349 | 522-6349B |
| XVS1100 Dragstar/V-star Custom | 522-6138 | | 522-6338 | |
| XVS1100A Dragstar/V-star Classic | 522-6139 | | 522-6339 | |
| XVS1300A Midnight star/V-Star | 522-6133 | | 522-6333 | |
| XVS1300 Custom/Stryker 2013 - up | 522-6135 | 522-6135B | 522-6335 | 522-6335B |
| XV1600A Wildstar/Roadstar | 522-6136 | | 522-6336 | |
| XV1900A Midnight star/Roadliner | 522-6148 | | 522-6348 | |

Note: For matching luggage rack see section 19.





18A



18B



18 LOW AND WIDE SISSYBARS ☒

Combine comfort and style with the low or wide sissybar. All sissybars come with side brackets and matching hardware. Average height from fender: Low – 25cm, Wide – 40cm

| Type | [A] LOW SISSYBAR | | [B] WIDE SISSYBAR | |
|----------------------------------|------------------|-----------|-------------------|-----------|
| Color | Chrome | Black | Chrome | Black |
| Yamaha | | | | |
| XVS125 Dragstar | 522-4038 | | 522-1038 | |
| XV535 Virago '90 - '99 | 522-4040 | | 522-1040 | |
| XV750-1000-1100 Virago | | | 522-1041 | |
| XVS650 Dragstar/V-star Custom | 522-4047 | | 522-1047 | |
| XVS650A Dragstar V-star Classic | 522-4047 | | 522-1047 | |
| XV950 Bolt | | 522-4034B | | 522-1034B |
| XVS950A Midnight star/V-star | 522-4049 | 522-4049B | 522-1049 | 522-1049B |
| XVS1100 Dragstar/V-star Custom | 522-4038 | | 522-1038 | |
| XVS1100A Dragstar/V-star Classic | 522-4039 | | 522-1039 | |
| XVS1300A Midnight star/V-Star | 522-4033 | | 522-1033 | |
| XVS1300 Custom/Stryker 2013 - up | 522-4035 | 522-4035B | 522-1035 | 522-1035B |
| XV1600A Wildstar/Roadstar | 522-4036 | | 522-1036 | |
| XV1900A Midnight star/Roadliner | 522-4048 | | 522-1048 | |

Note: For matching Luggage racks, see section 19.



19 ARCH SISSYBARS AND LUGGAGE RACKS ☒

Arch sissybar for a more extreme look. Luggage racks can be mounted on all sissybars. Average height from fender: Arch – 40cm

| Type | [A] ARCH SISSYBAR | | [B] LUGGAGE RACKS | |
|----------------------------------|-------------------|------------------|-------------------|------------------|
| | Chrome | Black | Chrome | Black |
| Yamaha | | | | |
| XVS125 Dragstar | 522-3038 | | 525-0031 | |
| XV535 Virago '90 - '99 | | | 525-002 | |
| XV750-1000-1100 Virago | | | | |
| XVS650 Dragstar/V-star Custom | | | 525-002 | |
| XVS650A Dragstar V-star Classic | | | 525-002 | |
| XV950 Bolt | | 522-3034B | | |
| XVS950A Midnight star/V-star | 522-3049 | 522-3049B | 525-0031 | 525-0031B |
| XVS1100 Dragstar/V-star Custom | 522-3038 | | 525-0031 | |
| XVS1100A Dragstar/V-star Classic | 522-3039 | | 525-0031 | |
| XVS1300A Midnight star/V-Star | 522-3033 | | 525-0031 | |
| XVS1300 Custom/Stryker 2013 - up | 522-3035 | 522-3035B | 525-0031 | 525-0031B |
| XV1600A Wildstar/Roadstar | 522-3036 | | 525-0031 | |
| XV1900A Midnight star/Roadliner | 522-3048 | | 525-0031 | |

20 TECH GLIDE LUGGAGE RACK ☒

Arch sissybar for a more extreme look. Luggage racks can be mounted on all sissybars. Average height from fender: Arch – 40cm

| Type | TECH GLIDE LUGGAGE RACK |
|---------------|-------------------------|
| Color | Chrome |
| Yamaha | |
| XV750 Virago | 662-011 |
| XV1000 Virago | 662-011 |
| XV1100 Virago | 662-011 |



21 SOLO RACKS

These solo racks give your bike a custom look and are useful to take some extra luggage when you ride solo.

| | [A] GOTHIC SOLO RACK | | [B] TUBULAR SOLO RACK | | [C] BILLET SOLO RACK | |
|------------------------------------|----------------------|-------------|-----------------------|-------------|----------------------|-------------|
| | Chrome | Gloss Black | Chrome | Gloss Black | Chrome | Gloss Black |
| XVS650 Dragstar / V-star Custom | 662-0341 | 662-0341BK | 662-0141 | 662-0141BK | 662-0641 | 662-0641BK |
| XVS650A Dragstar / V-star Classic | 662-0342 | 662-0342BK | 662-0142 | 662-0142BK | 662-0642 | 662-0642BK |
| XV950 Bolt | | | | 662-0181BK | | |
| XVS950A Midnight star / V-star | 662-0331 | 662-0331BK | 662-0131 | 662-0131BK | 662-0631 | 662-0631BK |
| XVS1100 Dragstar / V-star Custom | 662-0341 | 662-0341BK | 662-0141 | 662-0141BK | 662-0641 | 662-0641BK |
| XVS1100A Dragstar / V-star Classic | 662-0371 | 662-0371BK | 662-0171 | 662-0171BK | 662-0671 | 662-0671BK |
| XVS1300A Midnight star / V-Star | 662-0331 | 662-0331BK | 662-0131 | 662-0131BK | 662-0631 | 662-0631BK |
| XV1600A Wildstar/Roadstar | 662-0361 | 662-0361BK | 662-0161 | 662-0161BK | 662-0661 | 662-0661BK |
| XV1900A Midnight star / Roadliner | 662-0331 | 662-0331BK | 662-0131 | 662-0131BK | 662-0631 | 662-0631BK |

6

LUGGAGE

For luggage and related parts check **Ledrie** Chapter 16 or **Luggage** chapter 15. For model specific mounting hardware check page 278 **Fitment guide**.

22 DE LUXE WINDSHIELD

| Design | DE LUXE WINDSHIELD | |
|--------------------------|--------------------|----------|
| | Chrome | Black |
| XVS650 Dragstar Classic | 57-400 | 57-400BK |
| XVS950A Midnight Star | 57-400 | 57-400BK |
| XVS1100 Dragstar Classic | 57-400 | 57-400BK |

*Note: Fork clamps in chrome

| Additional part | [A] SPOTLIGHT BRACKET | |
|--------------------------|-----------------------|----------|
| | Chrome | Black |
| XVS650 Dragstar Classic | 57-401 | 57-401BK |
| XVS1100 Dragstar Classic | 57-401 | 57-401BK |

use for OEM windshield


FOR LUGGAGE

PAGE
252-253

21A Gothic solo racks



21B Tubular solo racks



21C Billet solo racks



22



22A (Spotlights not included)



YOUR VICTORY IS YOUR STYLE

INDIA



MIRRORS
PAGE 184-189

HANDLEBARS
PAGE 143+168-177

TURN SIGNALS
PAGE 228-235

SADDLEBAGS
PAGE 244-265

SOLORACKS
PAGE 152-153

FENDER ORNAMENTS
PAGE 208-209

FLOORBOARDS
PAGE 144-145

EXHAUSTS
PAGE 146-147

FAT SIDE GUARD
PAGE 146-147

LOW ENGINE GUARD
PAGE 146-147

7

VICTORY/INDIAN

7

VICTORY/INDIAN



1 HANDLEBAR

Our handlebars are tested and TÜV approved. All Chrome handlebars are polished and treated with micro-nickel before they are finished with a mirror look chrome finish. Black handlebars have high quality coated finish. These handlebars have specific measurements so they will fit Indian Scout.

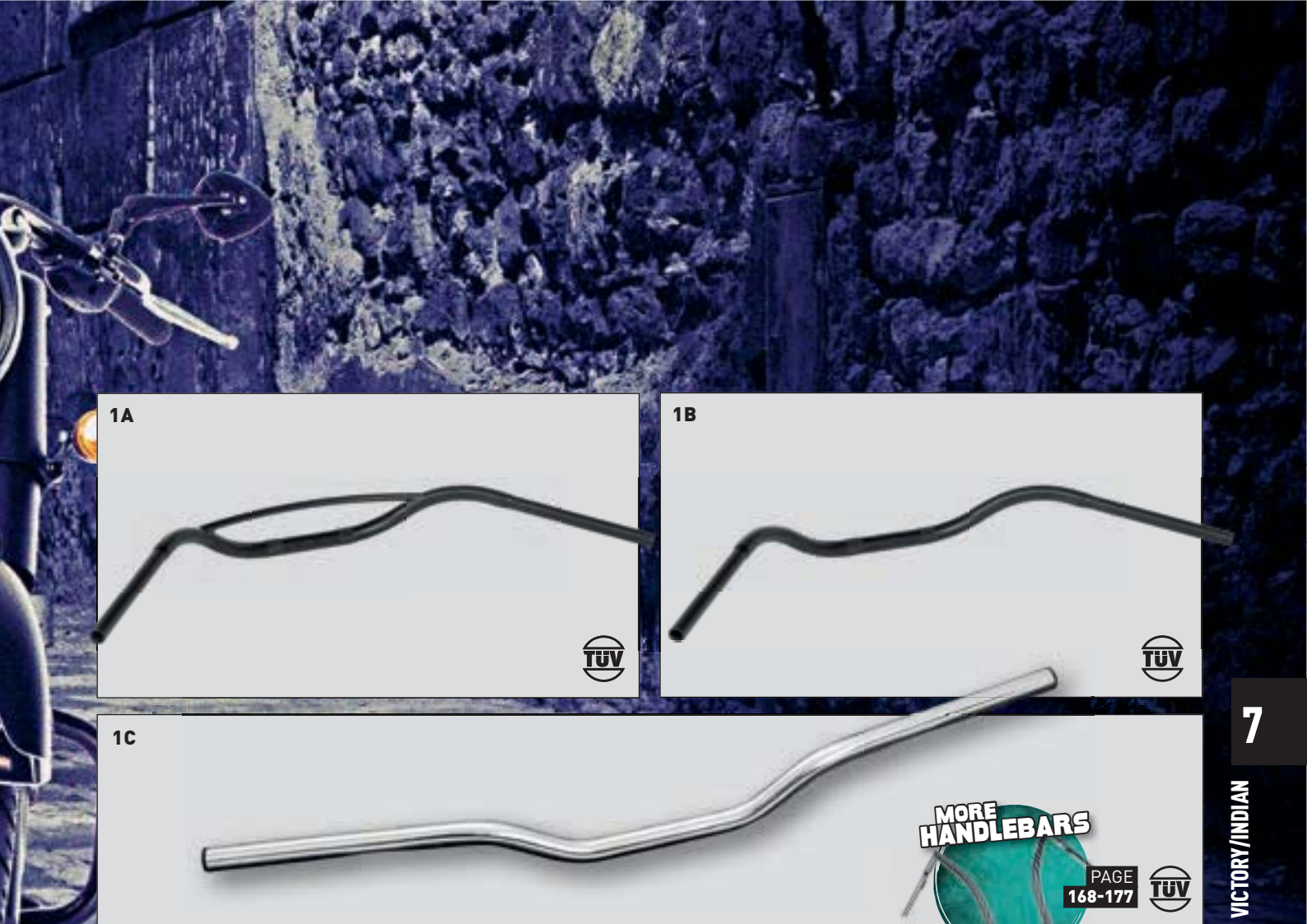


| HANDLEBARS | | | | |
|---------------|------------------------|-----------|------------------------------------|--------|
| | Part nr | Ø | Measurements | Color |
| Indian | | | | |
| | Venice Beachbar | | | |
| Scout | 55-2905 | 25mm (1") | A - 8cm B - 25cm C - 94cm D - 20cm | Chrome |
| Scout | [A] 55-2905B | 25mm (1") | A - 8cm B - 25cm C - 94cm D - 20cm | Black |
| | Beachbar | | | |
| Scout | 55-2915 | 25mm (1") | A - 8cm B - 25cm C - 94cm D - 20cm | Chrome |
| Scout | [B] 55-2915B | 25mm (1") | A - 8cm B - 25cm C - 94cm D - 20cm | Black |
| | Fighter | | | |
| Scout | [C]55-2565 | 25mm (1") | B - 9cm C - 93cm D - 14cm | Chrome |
| Scout | [C]55-2565B | 25mm (1") | B - 9cm C - 93cm D - 14cm | Black |

Note: Bar ends are 22mm (7/8")

2 MASTERCYLINDER COVERS

| Design | MASTERCYLINDER COVERS | | | | |
|--------------------|-----------------------|---------------------|---------------------|---------------------|---------------------|
| | [A] CROSS | | [B] LINES | | [C] 8-BALL |
| Color | Chrome | Black | Chrome | Black | Black |
| All Victory models | M000068-VA32 | M000068-VA33 | M000068-VA22 | M000068-VA23 | M000068-VA43 |



3 ENGINE COVERS

| | ENGINE COVERS | | | | |
|------------------------------|---------------|--------------|--------------|--------------|--------------|
| Design | [A] Cross | | [B] Lines | | [C] 8-Ball |
| Color | Chrome | Black | Chrome | Black | Black |
| All Victory models leftside | M000025-VA22 | M000025-VA23 | M000025-VA32 | M000025-VA33 | M000025-VA43 |
| All Victory models Rightside | M000025-VB22 | M000025-VB23 | M000025-VB32 | M000025-VB33 | M000025-VB43 |

4 FOOTPEGS

Replace your stock footpegs for these nice design chrome and rubber footpegs. All footpegs are sold per set and come complete with bike specific studs.

| FOOTPEGS | | | |
|-----------------------|---------|------------|----------------|
| Design | [A] Air | [B] Smooth | [C] Tech Glide |
| Indian | | | |
| Chief (passenger) | 739-390 | 739-382 | 739-600 |
| Chieftain (passenger) | 739-390 | 739-382 | 739-600 |
| Scout (Driver) | 739-390 | 739-382 | 739-600 |
| *Victory | | | |
| Boardwalk | 739-390 | 739-382 | 739-600 |
| Cross country | 739-390 | 739-382 | 739-600 |
| Cross Roads | 739-390 | 739-382 | 739-600 |
| Gunner | 739-390 | 739-382 | 739-600 |
| Hammer | 739-390 | 739-382 | 739-600 |
| Jackpot | 739-390 | 739-382 | 739-600 |
| Judge | 739-390 | 739-382 | 739-600 |
| Kingpin | 739-390 | 739-382 | 739-600 |
| Magnum | 739-390 | 739-382 | 739-600 |
| Vegas | 739-390 | 739-382 | 739-600 |

*Fits all models with footpegs

5 FLOORBOARDS

Comfort en style combined with these nice die casted floorboards in chrome or black finish with rubber inlay. All floorboards are sold per set and come complete with bike specific mounting hardware.

MORE FOOTPEGS

PAGE
194-195

| RIDER FLOORBOARDS | | | | | |
|------------------------------|--------------------|----------|----------|------------|----------|
| Design | [A] New Tech Glide | | | [B] Smooth | |
| Color | Chrome | Black | Metal | Chrome | Black |
| Indian | | | | | |
| Scout | 738-800 | 738-800B | 738-800M | 738-850 | 738-850B |
| PASSENGER FLOORBOARDS | | | | | |
| Indian | | | | | |
| Chief/Chieftain | 738-700 | 738-700B | 738-700M | 738-750 | 738-750B |

6 PREMIUM FORWARD CONTROLS

Mount forward controls for a custom look and more comfortable ride

| PREMIUM FORWARD CONTROLS WITH MILLED LEVERS AND SPEED PEGS | | | |
|--|------------|-----------------|----------------|
| Color | [A] Chrome | [B] Gloss Black | [B] Dull Black |
| Victory | | | |
| Hammer (+10cm) | 499-3301 | 499-3301BK | 499-3301B |
| Jackpot (+10cm) | 499-3301 | 499-3301BK | 499-3301B |
| Vegas (+10cm) | 499-3301 | 499-3301BK | 499-3301B |
| Kinpin (+10cm) | 499-3301 | 499-3301BK | 499-3301B |
| Hammer (+18cm) | 499-3302 | 499-3302BK | 499-3302B |
| Jackpot (+18cm) | 499-3302 | 499-3302BK | 499-3302B |
| Vegas (+18cm) | 499-3302 | 499-3302BK | 499-3302B |
| Kinpin (+18cm) | 499-3302 | 499-3302BK | 499-3302B |

Replacement parts: 49-300 Rubber rings, classic pegs 49-301 Rubber rings, speed pegs

4A 'Air'



4B 'Smooth'



4C 'Tech Glide™'



5A



5A



5B



6A



6B



7A



7B



7C



7D



8A



8B



9



7 HIGHWAY HAWK HOMOLOGATED SLIP-ONS

Euro 3 approved, Stainless steel mufflers with Chrome or Black covers.

| | [A] SLASHCUT EXHAUSTS | | [B] STRAIGHTCUT EXHAUSTS | | |
|----------------|-----------------------|----------|--------------------------|--------------|--------|
| Color | Chrome | Black | Chrome | Black | O.D. Ø |
| Indian | | | | | |
| Chief | | | [C] 658-1200 | 658-1200B | 100mm |
| Chieftain | | | 658-1300 | | 100mm |
| Scout | 658-1400 | 658-1401 | 658-1402 | [D] 658-1403 | 80 mm |
| Victory | | | | | |
| Cross Country | | | 659-1400 | 659-1401 | 100 mm |
| Hammer | 659-1200 | 659-1201 | 659-1202 | 659-1203 | 80 mm |
| Vegas | 659-1300 | 659-1301 | 659-1302 | 659-1303 | 80mm |

8 FAT BARS Ø32MM

Fat engine guard or fat side guard for a custom look.

| | [A] LOWBAR ENGINE GUARD Ø 32MM | |
|---------------------------|--------------------------------|-------------|
| Color | Chrome | Gloss black |
| Indian | | |
| Chief | 598-030 | 598-030BK |
| [B] Fat side guard | | |
| Chief | | 598-050BK |



9 EXTREME FAT BARS Ø38MM

Extreme fat engine guards for a custom look.

| | EXTREME FAT BAR Ø 38MM | |
|----------------|------------------------|--------------|
| Color | Chrome | Gloss Black |
| Indian | | |
| Chief | | 598-020BK |
| Victory | | |
| Gunner | 599-011 | [A] 599-011B |
| Hammer | 599-011 | 599-011B |
| Kingpin | 599-011 | 599-011B |
| Vegas | 599-011 | 599-011B |
| Judge | 599-011 | 599-011B |
| High ball | 599-011 | 599-011B |

7

VICTORY/INDIAN



FOR
SPOTLIGHTS



PAGE
214-217


**FOR
MIRRORS**



PAGE
184-187



7
VICTORY/INDIAN



10 SISSYBAR COMFORT ☒

The sissybar comfort-line is designed for passenger who demand comfort on long rides. The high sissy bar and wide pillow provide maximum comfort. Sissybars can be customized with different backplates in different colors. Average height from fender: 40cm

| | COMFORT SISSYBAR SLOTTED BACKPLATE | | | |
|----------------|------------------------------------|------------|------------|-----------|
| Side brackets | [A] Chrome | [B] Black | [C] Chrome | [D] Black |
| Up-right | [A] Chrome | [B] Black | [C] Chrome | [D] Black |
| Backplate | [A] Chrome | [B] Chrome | [C] Black | [D] Black |
| Indian | | | | |
| Chief | 528-6040 | 528-6040B | 528-6240 | 528-6240B |
| Scout | 528-6041 | 528-6041B | 528-6241 | 528-6241B |
| Victory | | | | |
| Vegas | 529-6046 | 529-6046B | 529-6246 | 529-6246B |
| Vegas 8-ball | 529-6046 | 529-6046B | 529-6246 | 529-6246B |
| High-ball | 529-6046 | 529-6046B | 529-6246 | 529-6246B |

Note: For matching luggage rack see section 12.

| | COMFORT SISSYBAR HIGHWAY HAWK BACKPLATE | | | |
|----------------|---|------------|------------|-----------|
| Side brackets | [E] Chrome | [F] Black | [G] Chrome | [H] Black |
| Up-right | [E] Chrome | [F] Black | [G] Chrome | [H] Black |
| Backplate | [E] Chrome | [F] Chrome | [G] Black | [H] Black |
| Indian | | | | |
| Chief | 528-6140 | 528-6140B | 528-6340 | 528-6340B |
| Scout | 528-6141 | 528-6141B | 528-6341 | 528-6341B |
| Victory | | | | |
| Vegas | 529-6146 | 529-6146B | 529-6346 | 529-6346B |
| Vegas 8-ball | 529-6146 | 529-6146B | 529-6346 | 529-6346B |
| High-ball | 529-6146 | 529-6146B | 529-6346 | 529-6346B |


Note: For matching luggage rack see section 12.



11A




11B



11C



12A



12B



12C



13A



13B



13C



14



FOR LUGGAGE



11 LOW AND WIDE SISSYBARS ☒

Combine comfort and style with the low or wide sissybar. All sissybars come with side brackets and matching hardware. Average height from fender: Low – 25cm, Wide – 40cm

| Design | [A] LOW SISSYBAR | | [B] WIDE SISSYBAR | |
|----------------|------------------|-----------|-------------------|-----------|
| Color | Chrome | Black | Chrome | Black |
| Indian | | | | |
| Chief | [C] 528-4040 | 528-4040B | 528-1040 | 528-1040B |
| Scout | 528-4041 | 528-4041B | 528-1041 | 528-1041B |
| Victory | | | | |
| Vegas | 529-4046 | 529-4046B | 529-1046 | 529-1046B |
| Vegas 8-ball | 529-4046 | 529-4046B | 529-1046 | 529-1046B |
| High-ball | 529-4046 | 529-4046B | 529-1046 | 529-1046B |

Note: For matching luggage rack see section 12.

12 ARCH SISSYBARS, EXTREME SISSYBARS AND LUGGAGE RACKS ☒

Arch sissybar for a more extreme look. Extreme sissybars are made for models with wide rear tyres. Luggage racks can be mounted on all sissybars. Average height from fender: 40cm.

| Design | [A] ARCH SISSYBAR | | [B] LUGGAGE RACKS | |
|---------------|-------------------|-----------|-------------------|-----------|
| Color | Chrome | Black | Chrome | Black |
| Indian | | | | |
| Chief | 528-3040 | 528-3040B | 525-0031 | 525-0031B |

| Design | [C] EXTREME SISSYBAR | | [B] LUGGAGE RACKS | |
|----------------|----------------------|-----------|-------------------|----------|
| Color | Chrome | Black | Chrome | Black |
| Victory | | | | |
| Hammer | 529-1049 | 529-1049B | 525-005 | 525-005B |
| Hammer 8-ball | 529-1049 | 529-1049B | 525-005 | 525-005B |
| Vegas Jackpot | 529-1049 | 529-1049B | | |

13 SOLO RACKS ☒

These solo racks give your bike a custom look and are useful to take some extra luggage when you ride solo.

| Design | [A] TUBULAR SOLO RACK | | [B] BILLET SOLO RACK | | [C] GOTHIC SOLO RACK | |
|---------------|-----------------------|-------------|----------------------|-------------|----------------------|-------------|
| Color | Chrome | Gloss Black | Chrome | Gloss Black | Chrome | Gloss Black |
| Indian | | | | | | |
| Chief | 668-0131 | 668-0131BK | 668-0631 | 668-0631BK | 668-0331 | 668-0331BK |
| Scout | 668-0132 | 668-0132BK | 668-0632 | 668-0632BK | 668-0332 | 668-0332BK |

LUGGAGE

For luggage and related parts check **Ledrie** Chapter 16 or **Luggage** chapter 15. For model specific mounting hardware check page 278 **Fitment guide**.

14 DE LUXE WINDSHIELD ☒

| Design | DE LUXE WINDSHIELD | |
|--------|--------------------|--------|
| Color | Chrome | Black |
| Scout | 57-402 | 57-402 |

*Note: Fork clamps in chrome

YOUR CAFE RACER

YOUR STYLE

SEATS
PAGE 166-167

CLIP-ONS
PAGE 156-157

GAS-CAPS
PAGE 161

GAUGES
PAGE 238-239

KNEE PADS
PAGE 161

TAILLIGHTS
PAGE 220-228

HEADLIGHTS
PAGE 212-217

GRIPS
PAGE 156-157

MUFFLERS
PAGE 158-159

FENDERS
PAGE 162

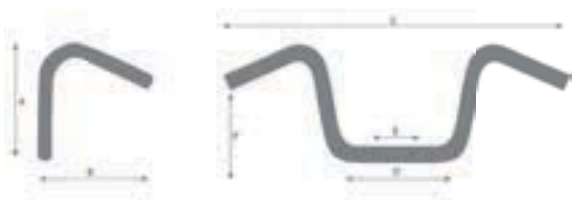
BRAKE LINES
PAGE 191

TAX-HOLDERS
PAGE 204-205

REAR-SETS
PAGE 164-165



1 HANDLEBARS 22 MM (7/8")



8

CAFÉ RACER

| HANDLEBARS | | | |
|-----------------------|-------------|-------------------------------------|--------|
| Part nr | Ø | Measurements | Color |
| Superbike | | | |
| [A] C55-007 | 22mm (7/8") | A - 10cm B - 8cm C - 82cm | Black |
| Fighter | | | |
| [B] 55-255 | 22mm (7/8") | A - 9cm B - 9cm C - 93cm D - 14cm | Chrome |
| Tracker | | | |
| [C] C55-008 | 22mm (7/8") | A - 14cm B - 25cm C - 96cm | Black |
| Dragbar | | | |
| [F] 55-211 | 22mm (7/8") | A - 12cm C - 66cm D - 24cm | Chrome |
| Jack (Clubman) | | | |
| [E] 55-275 | 25mm (1") | A - 12cm B - 16cm C - 65cm D - 18cm | Chrome |
| [E] 55-275B | 25mm (1") | A - 12cm B - 16cm C - 65cm D - 18cm | Black |
| Ace | | | |
| [D] 55-271 | 22mm (7/8") | A - 12cm B - 11cm C - 71cm D - 17cm | Chrome |
| [D] 55-271B | 22mm (7/8") | A - 12cm B - 11cm C - 71cm D - 17cm | Black |



| CLIP-ONS 22MM (7/8") | | |
|----------------------|------------------------|------------------------|
| | [G] Alu Black anodized | [H] Steel Black coated |
| Clip-on Ø 33 | C55-0331 | C55-033B |
| Clip-on Ø 35 | C55-0135 | C55-035B |
| Clip-on Ø 36 | C55-0136 | C55-036B |
| Clip-on Ø 37 | C55-0137 | C55-037B |
| Clip-on Ø 41 | C55-0141 | C55-041B |

FOR MIRRORS



PAGE 184-187

| GRIPS 22MM (7/8") | | | |
|-------------------|-----------|---------------|--------------|
| | Black | Vintage Brown | Vintage Grey |
| [I] Street | 45-1201B | 45-1201 | |
| [J] Vintage | 45-1203B | 45-1203 | |
| [K] Cafe Style | 45-1205B | 45-1205 | |
| [L] Tuck N'Roll | 45-1207B | 45-1207 | 45-1207G |
| [M] Diamond cut | 45-1209 B | 45-1209 | 45-1209G |



2 EXHAUST

| MUFFLER <input checked="" type="checkbox"/> | | | | | |
|---|-------------|----------------|-------------|----------------|-----------------|
| | Black | Black - Chrome | Chrome | Chrome - Black | Measurements |
| Header connection | Ø 38 - Ø 45 | Ø 38 - Ø 45 | Ø 38 - Ø 45 | Ø 38 - Ø 45 | |
| Rage | [A] 65-9404 | [B] 65-9403 | [C] 65-9401 | [D] 65-9402 | L - 44cm Ø 70mm |
| Megaton | [E] 65-941B | [F] 65-941BC | [G] 65-941 | | L - 44cm |
| Megaphone | [H] 65-943B | | [I] 65-943 | | L - 50cm |

Note: Chrome mounting bracket included

| MUFFLER STAINLESS STEEL <input checked="" type="checkbox"/> | | | | | |
|---|-------------|-------------|-------------|-------------|--------------|
| | Top mount | | Side mount | | Measurements |
| Header connection | 44mm | 51mm | 44mm | 51mm | |
| Megaton | [J] C65-265 | [J] C65-267 | [K] C65-266 | [K] C65-268 | L - 33cm |
| GP Classic | | [L] C65-220 | | | L - 40cm |
| Café-racer GP | | [M] C65-217 | | | L - 40cm |






| EXHAUST WRAP <input checked="" type="checkbox"/> | | | | | |
|--|------------|------------|------------|---------------|--|
| | White | Black | Titanium | Measurements | |
| Wrap (incl. 4 straps) | [N] 65-100 | [N] 65-101 | [N] 65-102 | 50mm x 15 Mtr | |
| Wrap (incl. 4 straps) | [N] 65-105 | [N] 65-106 | [N] 65-107 | 50mm x 10 Mtr | |
| Stainless steel straps (10Pcs.) | 65-050 | 65-050 | 65-050 | | |

| EXHAUST HEAT SHIELD <input checked="" type="checkbox"/> | | | | | |
|---|--------|---------|---------|-----------|--|
| | Chrome | Black | Metal | Copper | |
| [O] Old skool 23cm | 65-557 | 65-559 | | | |
| [P] Tracker 15cm | 65-562 | 65-562B | 65-562M | 65-562 CU | |
| [P] Tracker 23cm | | | 65-561M | 65-561 CU | |

| EXHAUST TUBING <input checked="" type="checkbox"/> <input checked="" type="checkbox"/> <input checked="" type="checkbox"/> <input checked="" type="checkbox"/> <input checked="" type="checkbox"/> | | |
|--|-----------------|--------------|
| | Stainless steel | Steel |
| Kit complete Ø 38 DIY | [Q] C65-9002 | [Q] C65-9001 |
| Sleeve 63/57/51MM | C65-9003 | [R] C65-9013 |
| Sleeve 51/48/41MM | C65-9004 | [R] C65-9014 |
| Sleeve 45/42/38MM | C65-9005 | [R] C65-9015 |
| Sleeve 45/38MM | | [S] 65-931 |

| EXHAUST BRACKET CHROME <input checked="" type="checkbox"/> | | |
|--|----------------|-------------|
| | Straight-model | L-model |
| 100mm | [T] 65-5102 | |
| 75mm | [T] 65-5101 | |
| 50mm | [T] 65-5100 | |
| 25/50mm | | [U] 65-5121 |
| 25/25mm | | [U] 65-5120 |









3 FUEL TANKS

| FUEL TANK | | | |
|-----------------------|-------------|-------------------------|-------------------------|
| | Fuel tank | Fuel tap | Gas cap |
| Roadster | [A] C61-020 | C61-0011 (not included) | C61-0005 (not included) |
| Benelli Mojave type 1 | [B] C61-021 | C61-0010 (not included) | included |
| Benelli Mojave type 2 | [C] C61-022 | included | included |
| Retro racing | [D] C61-023 | included | included |

| WELD-ON GAS CAP | | |
|-----------------|--------------|--------------|
| | Gas cap | Gas cap neck |
| Monza Ø 51 | [E] C61-0001 | [F] C61-0003 |
| Monza Ø 63,5 | [E] C61-0002 | [F] C61-0006 |

| SIDE PADS (TANK PADS) SET BLACK | |
|---------------------------------|------------------|
| | Measurements |
| [G] 319-657 | 190 x 90 x 4.5mm |
| [H] 319-658 | 190 x 110 x 6mm |





4A



4B



4C



4D



4 FENDERS AND FAIRINGS

FENDER ALUMINUM

| Front | Measurements mm | Rear | Measurements mm |
|--------------|-------------------------|----------------------|--------------------------|
| [A] C59-0010 | W - 105 L - 380 | [D] C59-0011 | W - 140 L - 1250 Ø - 800 |
| [B] C59-0009 | W - 115 L - 380 | [D] C59-0003 (Steel) | W - 160 L - 1100 Ø - 675 |
| [B] C59-0007 | W - 115 L - 480 | [D] C59-0004 (Steel) | W - 180 L - 1100 Ø - 675 |
| [C] C59-0005 | W - 115 L - 760 Ø - 660 | | |



5 FORK BOOTS

FORK BOOT   

| | Measurements |
|----------|-----------------------|
| C14-0002 | Ø 35 - Ø 52mm x 230mm |


FAIRING ABS BLACK   

| | |
|-------------------------|----------|
| [E] Café racer Manx | C57-0002 |
| [F] Café racer Type 1 | C57-0003 |
| [G] Café racer Type 2 | C57-0004 |
| [H] Café racer Oldskool | C57-0005 |
| [I] Café racer Type 3 | C57-0006 |

6 CLASSIC NUMBER PLATE

CLASSIC NUMBER PLATE

| | Measurements |
|----------|-----------------|
| C57-0011 | 235 mm x 280 mm |



FOR LUGGAGE

PAGE
252-253



8

CAFÉ RACER

9 SADDLE

| SEATS | | | | | | |
|-------------------------------|---------------|----------------|---------------|----------------|---------------|-------------------------------------|
| | Half-seats | | Fully covered | | | Measurements |
| Color | Black | Vintage Brown | Black | Vintage Brown | White | |
| CAFÉRACER | | | | | | |
| Type 1 | [A] C53-1011B | [A] C53-1011VB | [B] C53-1021B | [B] C53-1021VB | [B] C53-1021W | L - 60cm W - 23cm - H - 12.5cm |
| Type 2 | [C] C53-2011B | | | | | L - 70cm W - 23cm - H - 15cm |
| Type 3 | | | [D] C53-3021B | [D] C53-3021VB | | L - 60cm W - 25cm |
| Type 4 | | | [E] C53-4021B | [E] C53-4021VB | | L - 52cm W - 19/25cm - H - 12.5cm |
| Type 5 | [F] C53-5011B | [F] C53-5011VB | | | | L - 60cm W - 23cm - H - 12.5cm |
| BRAT | | | | | | |
| Type 1 | [G] C53-0111B | [G] C53-0111VB | | | | L - 52cm W - 25/19cm |
| Type 2 | [H] C53-0112B | [H] C53-0112VB | | | | L - 60 cm W - 17/25cm - H - 6 cm |
| TRACKER | | | | | | |
| Tracker | [I] C53-0011B | | [J] C53-0021B | [J] C53-0021VB | | L - 67 cm W - 27cm H - 12.5 cm |
| HARLEY - DAVIDSON | | | | | | |
| Sportster Café racer | C537-0011B | | | | | L - 77 cm W - 27cm H - 19 cm |
| HONDA | | | | | | |
| CX500 Café-racer / Brat | C531-0011B | C531-0011VB | | | | L - 61,5 cm W - 21,5cm H - 3,5/9 cm |
| TRIUMPH | | | | | | |
| Bonneville 2008-UP café racer | C535-0011B | C535-0011VB | | | | L - 76 cm W - 28cm H - 14,5 cm |

LUGGAGE

For luggage and related parts check **Ledrie** Chapter 16 or **Luggage** chapter 15.
For model specific mounting hardware check page 278 **Fitment guide**.





MANILLAS LENKER HANDLEBAR

GUIDON

MANILLAS

9

HANDLEBAR

1 STRAIGHT

55-223 Ø 25mm (1") Chrome, Multi-fit, Slotted for Harley-Davidson use
C - 74 cm

2 DRAG STYLE

55-211 Ø 22mm (7/8") Chrome, **55-212** Ø 25mm (1") Chrome, Multi-fit, Slotted for Harley-Davidson use
B - 12cm, C - 66cm, D - 24cm

3 DRAG STYLE WIDE

55-207 Ø 22mm (7/8") Chrome, **55-208** Ø 25mm (1") Chrome, Multi-fit, Slotted for Harley-Davidson use, **55-208B** Ø 25mm (1") Black, Multi-fit, Slotted for Harley-Davidson use
B - 10cm, C - 80cm, D - 25cm

4 DRAG STYLE X-WIDE

55-213 Ø 22mm (7/8") Chrome, **55-214** Ø 25mm (1") Chrome, Multi-fit, Slotted for Harley-Davidson use, **55-214B** Ø 25mm (1") Black, Multi-fit, Slotted for Harley-Davidson use
B - 12cm, C - 90cm, D - 32cm

5 FLYER WIDE

55-205 Ø 22mm (7/8") Chrome, **55-206** Ø 25mm (1") Chrome, Multi-fit, Slotted for Harley-Davidson use, **55-206B** Ø 25mm (1") Black, Multi-fit, Slotted for Harley-Davidson use
A - 6cm, B - 19cm, C - 100cm, D - 20cm

6 ACE

55-271 Ø 22mm (7/8") Chrome, **55-271B** Ø 22mm (7/8") Black, **55-270** Ø 25mm (1") Chrome, **55-270B** Ø 25mm (1") Black
A - 12cm, B - 11cm, C - 71cm, D - 17cm

7 JACK

55-275 Ø 25mm (1") Chrome, **55-275B** Ø 25mm (1") Black
A - 12cm, B - 16cm, C - 65cm, D - 18cm

8 FIGHTER

55-255 Ø 22mm (7/8") Chrome, **55-256** Ø 25mm (1") Chrome, Multi-fit, Slotted for Harley-Davidson use
A - 9cm, B - 9cm, C - 93cm, D - 14cm

9 XLX STYLE

55-246 Ø 22mm (7/8") Chrome, **55-238** Ø 25mm (1") Chrome, Multi-fit, Slotted for Harley-Davidson use, **55-238B** Ø 25mm (1") Black, Multi-fit, Slotted for Harley-Davidson use
A - 13cm, B - 25cm, C - 80cm, D - 17cm

10 VENICE BEACHBAR

55-290 Ø 25mm (1") Chrome, Multi-fit
55-290B Ø 25mm (1") Black, Multi-fit
Slotted for Harley-Davidson use
A - 8cm, B - 25cm, C - 94cm, D - 16cm

11 BEACHBAR

55-291 Ø 25mm (1") Chrome, Multi-fit
55-291B Ø 25mm (1") Black, Multi-fit
Slotted for Harley-Davidson use
A - 8cm, B - 25cm, C - 94cm, D - 16cm


12 STREET LOW

55-241 Ø 22mm (7/8") Chrome, **55-232** Ø 25mm (1") Chrome, Multi-fit, Slotted for Harley-Davidson use
A - 25cm, B - 17cm, C - 82cm, D - 22cm

13 STREET MEDIUM

55-240 Ø 22mm (7/8") Chrome, **55-231** Ø 25mm (1") Chrome, Multi-fit, Slotted for Harley-Davidson use
A - 30cm, B - 18cm, C - 89cm, D - 24cm





9
HANDLEBAR

14



15



16



17

**14 CRUISER** ☒ ☑ ☕

55-236 Ø 25mm (1") Chrome, Multi-fit, Slotted for Harley-Davidson use
 A - 13cm, B - 28cm, C - 83cm, D - 33cm

15 DRESSER STYLE ☒ ☑ ☕

55-234 Ø 25mm (1") Chrome, Multi-fit, Slotted for Harley-Davidson use
 A - 14cm, B - 20cm, C - 90cm, D - 32cm

16 FXWG STYLE ☒ ☑ ☕

55-237 Ø 25mm (1") Chrome, Multi-fit, Slotted for Harley-Davidson use
 A - 22cm, B - 20cm, C - 70cm, D - 18cm

17 CUSTOM ☒ ☑ ☕

55-247 Ø 22mm (7/8") Chrome, **55-239** Ø 25mm (1") Chrome, Multi-fit,
 Slotted for Harley-Davidson use
 A - 14cm, B - 20cm, C - 86cm, D - 22cm

18 BUCKHORN ☒ ☑ ☕

55-243 Ø 22mm (7/8") Chrome
 A - 16cm, B - 24cm, C - 72cm, D - 18cm

19 APEHANGER ☒ ☑ ☕

55-217 Ø 22mm (7/8") Chrome, **55-219** Ø 25mm (1") Chrome, Multi-fit,
 Slotted for Harley-Davidson use, **55-219B** Ø 25mm (1") Black Multi-fit,
 Slotted for Harley-Davidson use
 A - 41cm, B - 19cm, C - 90cm, D - 25cm

20 SQUARE ☒ ☑ ☕

55-221 Ø 22mm (7/8") Chrome, **55-222** Ø 25mm (1") Chrome, Multi-fit,
 Slotted for Harley-Davidson use
 A - 17cm, B - 8cm, C - 70cm, D - 14cm

21 OLD SKOOL ☒ ☑ ☕

55-540 Ø 25mm (1") Chrome, **55-540B** Ø 25mm (1") Black
 A - 33cm, B - 9cm, C - 71cm, D - 22cm

22 Z-BAR EXTREME ☒ ☑ ☕

55-257 Ø 25mm (1") Chrome, Multi-fit, Slotted for Harley-Davidson use,
55-257B Ø 25mm (1") Black, Multi-fit, Slotted for Harley-Davidson use
 A - 30cm, B - 16cm, C - 63cm, D - 22cm, F - 15cm



18




19



20



21



22



9

HANDLEBAR

23 Z-BAR Ø 32MM

55-508 Ø 25mm (1") Chrome, Multi-fit, Slotted for Harley-Davidson use
A - 9cm, B - 19cm, C - 87cm, D - 38cm, E - 13,5cm x Ø 25mm

24 POSEIDON Ø 32MM

55-261 Ø 25mm (1") Chrome, Multi-fit, Slotted for Harley-Davidson use,
55-261B Ø 25mm (1") Black, Multi-fit, Slotted for Harley-Davidson use.
A - 12cm, B - 21cm, C - 90cm, D - 18,5cm x Ø 25mm



25 FAT FLYER Ø 32MM

55-501 Ø 25mm (1") Chrome, 55-501B Ø 25mm (1") Black,
A - 6cm, B - 17cm, C - 100cm, D - 40cm, E - 13,5cm x Ø 25mm
55-5012 Ø 32mm (1 1/4") Chrome,
A - 6cm, B - 17cm, C - 100cm, D - 40cm
Multi-fit, Slotted for Harley-Davidson use

26 FAT XLX STYLE Ø 32MM

55-2382 Ø 32mm (1 1/4") Chrome, Multi-fit, Slotted for Harley-Davidson use
A - 13cm, B - 25cm, C - 80cm, D - 17cm, E - Ø 32mm

27 FAT CUSTOM Ø 32MM

55-502 Ø 25mm (1") Chrome, 55-502B Ø 25mm (1") Black
A - 14cm, B - 28cm, C - 90cm, D - 30cm, E - 13,5cm x Ø 25mm
55-5022 Ø 32mm (1 1/4") Chrome
A - 14cm, B - 28cm, C - 90cm, D - 30cm, E - Ø 32mm
Multi-fit, Slotted for Harley-Davidson use

28 FAT BAGGER Ø 32MM

55-285 Ø 25mm (1") Chrome, Multi-fit, Slotted for Harley-Davidson with,
electronic throttle, 55-285B Ø 25mm (1") Black, Multi-fit, Slotted for
Harley-Davidson, with electronic throttle
A - 28cm, B - 34cm, C - 94cm, D - 32cm, E - 13,5cm x Ø 25mm

29 FAT APEHANGER WIDE 17" Ø 32MM

55-280 Ø 25mm (1") Chrome, Multi-fit, Slotted for Harley-Davidson, with
electronic throttle, 55-280B Ø 25mm (1") Black, Multi-fit, Slotted for
Harley-Davidson, with electronic throttle
A - 43cm, B - 21cm, C - 80cm, D - 42cm, E - 13,5cm x Ø 25mm

30 FAT APEHANGER 14" Ø 32MM

55-282 Ø 25mm (1") Chrome, Multi-fit, Slotted for Harley-Davidson,
with electronic throttle, 55-282B Ø 25mm (1") Black, Multi-fit, Slotted
for Harley-Davidson, with electronic throttle
A - 35cm, B - 21cm, C - 86cm, D - 21cm, E - 13,5cm x Ø 25mm

31 FAT APEHANGER 17" Ø 32MM

55-281 Ø 25mm (1") Chrome, Multi-fit, Slotted for Harley-Davidson, with
electronic throttle, 55-281B Ø 25mm (1") Black, Multi-fit, Slotted for
Harley-Davidson, with electronic throttle
A - 43cm, B - 21cm, C - 86cm, D - 20cm, E - 13,5cm x Ø 25mm



27



28



29



30




31



9

HANDLEBAR

32




33



35




36



9

HANDLEBAR



32 BAD APEHANGER 10" Ø 32MM

Multi-fit, Slotted for Harley-Davidson, with electronic throttle

55-551 Chrome

55-551B Black

A - 22cm, B - 15cm, C - 80cm, D - 27cm, E - 14cm x Ø 25mm, F - 16cm

33 BAD APEHANGER 12" Ø 32MM

Multi-fit, Slotted for Harley-Davidson, with electronic throttle

55-552 Chrome

55-552B Black

A - 26cm, B - 15cm, C - 80cm, D - 27cm, E - 14cm x Ø 25mm, F - 20cm

34 BAD APEHANGER 14" Ø 32MM

Multi-fit, Slotted for Harley-Davidson, with electronic throttle

55-553 Chrome

55-553B Black

A - 32cm, B - 15cm, C - 80cm, D - 27cm, E - 14cm x Ø 25mm, F - 22cm

35 BAD APEHANGER 16" Ø 32MM

Multi-fit, Slotted for Harley-Davidson, with electronic throttle

55-554 Chrome

55-554B Black

A - 36cm, B - 15cm, C - 80cm, D - 27cm, E - 14cm x Ø 25mm, F - 24cm


36 BAD APEHANGER 18" Ø 32MM

Multi-fit, Slotted for Harley-Davidson, with electronic throttle

55-555 Chrome

55-555B Black

A - 44cm, B - 17,5cm, C - 80cm, D - 18cm, E - 14cm x Ø 25mm, F - 26cm



37 BAD HAWK 15"

Slotted for internal wiring

55-330 Ø 25 (1") Chrome, 55-330B Ø 25 (1") Black
A - 42cm, B - 21cm, C - 76cm, D - 16cm, F - 37cm

38 BAD HAWK 11"

Slotted for internal wiring

55-331 Ø 25 (1") Chrome, 55-331B Ø 25 (1") Black
A - 35cm, B - 21cm, C - 78cm, D - 16cm, F - 27cm

39 BAD HAWK 7"

Slotted for internal wiring

55-332 Ø 25 (1") Chrome, 55-332B Ø 25 (1") Black
A - 24cm, B - 18cm, C - 80cm, D - 16cm, F - 18cm

40 THE BOSS



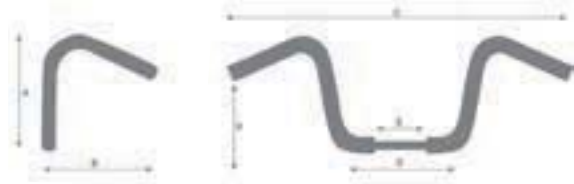
Slotted for internal wiring

55-333 Ø 25 (1") Chrome, 55-333B Ø 25 (1") Black,
A - 32cm, B - 12cm, C - 71cm, D - 14cm, F - 29cm

41 THE BIG BOSS

Slotted for internal wiring


55-334 Ø 25 (1") Chrome, 55-334B Ø 25 (1") Black
A - 41cm, B - 13cm, C - 72cm, D - 14cm, F - 36cm





9

HANDLEBAR



9

HANDLEBAR

42



43



44





45



42 ROUND RISERS ☒ ☑ Ⓢ

For \varnothing 22mm (7/8") and \varnothing 25mm (1") handlebars

56-0042 Chrome, 10cm (4") M10 mounting, **56-0062** Chrome, 15cm (6") M10 mounting, **56-0063** Chrome, 15cm (6") M12 mounting

43 PASSION RISERS ☒ ☑ Ⓢ

For \varnothing 22mm (7/8") and \varnothing 25mm (1") handlebars

56-0641 Chrome, 10cm (4") M10 mounting, **56-0642** Chrome, 10cm (4") M12 mounting, **56-0641B** Black, 10cm (4") M10 mounting, **56-0642B** Black, 10cm (4") M12 mounting

44 TECH GLIDE™ RISERS ☒ ☑ Ⓢ

For \varnothing 22mm (7/8") and \varnothing 25mm (1") handlebars with M10, M12 and Harley-Davidson mounting

56-0331 Chrome, 7,5cm (3") M10 mounting, **56-0341** Chrome, 10cm (4") M10 mounting, **56-0361** Chrome, 15cm (6") M10 mounting, **56-0362** Chrome, 15cm (6") M12 mounting

46



45 SPARTICAN RISERS ☒ ☑ Ⓢ

For \varnothing 25mm (1") Handlebars with M10, M12 or Harley-Davidson mounting **56-067** \varnothing 25 (1") Chrome, 6,5cm (2 1/2"), **56-067B** \varnothing 25 (1") Black, 6,5cm (2 1/2")

For \varnothing 32mm (1 1/4") Handlebars with M10, M12 or Harley-Davidson mounting **56-0671** \varnothing 32 (1 1/4") Chrome, 6,5cm (2 1/2"), **56-0671B** \varnothing 32 (1 1/4") Black, 6,5cm (2 1/2")

46 REDUCE SLEEVES ☒

55-950 Riser reduce sleeves (4Pcs.), to mount \varnothing 22mm (7/8") handlebars on \varnothing 25mm (1") risers

9

HANDLEBAR

47 FLAME GRIPS

Chrome & Rubber grips without throttle assembly, 12,5cm

45-0135 Flame grips Ø 25mm (1"), **45-0136** Flame grips Ø 22mm (7/8")

48 FOAM GRIPS

Chrome & Foam grips, without throttle assembly 12,5cm

[A] 45-014 Foam grips Ø 22mm (7/8"), plain end-cap, **[A]45-012** Foam grips Ø 25mm (1"), plain end-cap, **[B] 45-0144** Foam grips Ø 22mm (7/8"), 'Live to Ride' end-cap, **[B] 45-0125** Foam grips Ø 25mm (1"), 'Live to Ride' end-cap,

49 LEATHER LOOK GRIPS

Chrome & Leather look grips, without throttle assembly 12,5cm

45-0124 Leather Look Grips Ø 25mm (1")

50 BILLET GRIPS

Billet Aluminum grips with removable end-cap, for Ø 25mm (1") handlebars, without throttle assembly

[A] 45-0197 Sporty grips, 10,5cm, **[B] 45-0199** Gothic grips, 10,5cm
[B] 45-0299 Gothic grips, 14cm

51 CNC MACHINED HANDGRIPS

With rubber grip for Ø 25mm (1") handlebars, with throttle assembly 12,5cm

[A] 45-0201 Chrome, Speed, **[A] 45-0201B** Black coated, Speed
[B] 45-0202 Chrome, Urban, **[B] 45-0202B** Black coated, Urban
[C] 45-0203 Chrome, Speed, **[A] 45-0203B** Black coated, Speed
[D] 45-0204 Chrome, Urban, **[B] 45-0204B** Black coated, Urban

52 CHROME GRIPS

Chrome grips for Ø 25mm (1") handlebars, with throttle assembly, 12,5cm

45-0169 Billet look Grips

53 AIR GRIPS

Chrome & Rubber grips with removable end-cap, for Ø 25mm (1") handlebars, with throttle assembly, 13cm

45-0180 Air grips

54 SMOOTH GRIPS

Chrome & Rubber grips, for Ø 25mm (1") handlebars, with throttle assembly, 14cm

45-0182 Smooth grips

55 CAFE STYLE GRIPS

[A] 45-1204 Cafe Style, Brown, Ø 25mm (1"), **[A] 45-1204B** Cafe Style, Black, Ø 25mm (1"), **[B] 45-1206** Tuck 'N Roll, Brown, Ø 25mm (1"), **[B] 45-1206B** Tuck 'N Roll, Black, Ø 25mm (1"), **[C] 45-1208** Diamond cut, Brown, Ø 25mm (1"), **[C] 45-1208B** Diamond cut, Brown, Ø 25mm (1")

56 THROTTLE WITH GRIPS

Throttle with rubber grips, for Ø 25mm (1") handlebars, 13,5cm

45-006 for Ø 25mm (1") handlebars

57 STREETGRIPS

Rubber grips without throttle assembly

45-1200 Vintage brown, Ø 25mm (1"), **45-1200B** Black, Ø 25mm (1")
45-1201 Vintage brown, Ø 22mm (7/8"), **45-1201B** Black, Ø 22mm (7/8")

58 VINTAGE GRIPS

45-1202 Vintage brown, Ø 25mm (1"), **45-1202B** Black, Ø 25mm (1")
45-1203 Vintage brown, Ø 22mm (7/8"), **45-1203B** Black, Ø 22mm (7/8")

Additional parts:

45-016 PVC throttle assembly, for Ø 25mm (1") handlebars, 13,5cm


59 HIGHWAY HAWK DESIGN GRIPS




Chrome & Rubber grips without throttle assembly, 12,5cm

[A] 45-0111 Classic grips Ø 22mm (7/8"), **[A] 45-0101** Classic grips Ø 25mm (1"), **[B] 45-0113** Comfort grips Ø 22mm (7/8"), **[B] 45-0112** Comfort grips Ø 25mm (1"), **[C] 45-0142** Legend grips Ø 22mm (7/8"), **[C] 45-0143** Legend grips Ø 25mm (1"), **[E] 45-0130** Diamond grips Ø 25mm (1")

With Throttle assembly

[A] 45-0161 Classic grips Ø 25mm (1"), **[B] 45-0163** Comfort grips Ø 25mm (1"), **[C] 45-0165** Legend grips Ø 25mm (1"), **[D] 45-016** PVC throttle assembly, for Ø 25mm (1") handlebars, 13,5cm





60 BAR-ENDS ☒

54-103 Chrome, Ø 22-25mm (7/8-1"), 54-103DB Dull Black, Ø 22-25mm (7/8-1"), 54-104 Flame, Ø 25mm (1")

61 LEVER COVERS

Real leather

02-2714 without fringes, 02-2714M Medium with fringes 20cm (8"), 02-2714L Long with fringes 30cm (12")

62 HANDGRIP COVERS

Real leather

02-2718 without fringes, 02-2718M Medium with fringes 20cm (8"), 02-2718L Long with fringes 30cm (12")

63 HANDLEBAR WATCH ☒

Round Handlebar Watch for Ø 22mm (7/8") and Ø 25mm (1") handlebars

54-200DB Dull Black White face

64 HANDLEBAR WATCHES ☒

Space for Ø 25mm (1") and Ø 32mm (1 1/4") handlebars

54-250 Chrome Black/ Blue face

54-251 Chrome White face

54-252 Black White face

Angle for Ø 25mm (1") and Ø 32mm (1 1/4") handlebars

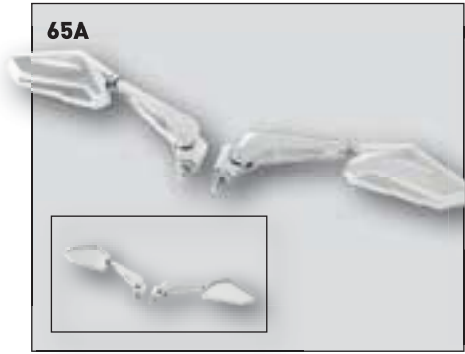
54-260 Chrome Black/ Blue face

54-262 Black White face






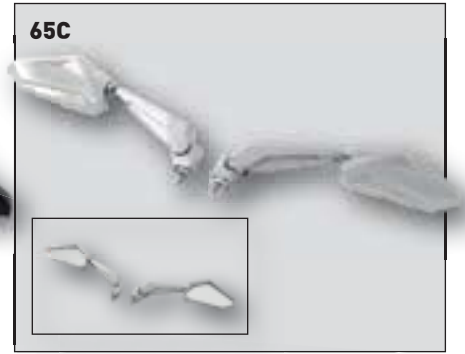
65A



65B



65C



66A



66B



66C



67



68



69



70




71



72A



72B



73



74



65 NITRO MIRRORS

Die-cast Aluminum *Multi-fit

[A] 91-845 Chrome (1Set), **[B] 91-846** Black (1Set), **[C] 91-847** Brushed & plain coated Aluminum (1Set)
C1 - 13cm, A1 - 7cm, C - 21cm, A - 15cm

66 HYDRO MIRRORS

Die-cast Aluminum *Multi-fit

[A] 91-840 Chrome (1Set), **[B] 91-841** Black (1Set), **[C] 91-842** Brushed & plain coated Aluminum (1Set)
C1 - 12cm, A1 - 9cm, C - 24cm, A - 16cm

67 SPORTY MIRRORS

*Multi-fit

91-818 Chrome (1Set)
C1 - 13cm, A1 - 5cm, C - 21cm, A - 14cm

68 BOLOGNA MIRROR

*Multi-fit

301-373 Left Chrome (1Pc.), **302-373** Right Chrome (1Pc.),
301-374 Left Black (1Pc.), **302-375** Right Black (1Pc.)
C1 - 11cm, A1 - 5cm, C - 21cm, A - 13cm

69 ACTION MIRROR

*Multi-fit

301-440 Left/ Right Black (1Pc.), **301-441** Left/ Right Chrome (1Pc.)
C1 - 12cm, A1 - 5cm, C - 24cm, A - 7cm

70 AGILA MIRROR

*Multi-fit

301-722 Left/ Right Chrome (1Pc.), **301-723** Left/ Right Black (1Pc.)
C1 - 12cm, A1 - 6cm, C - 10cm, A - 17cm

71 GRIFFITH MIRRORS

Multi-fit, Yamaha and Harley-Davidson adaptors included

91-790 Chrome (1Set), **91-791** Black (1Set),
C1 - 14cm, A1 - 9cm, C - 23cm, A - 13cm

72 FERRERA MIRROR

*Multi-fit, Yamaha adaptor included

Smooth [A] 301-724 Left/ Right Chrome (1Pc.),
301-725 Left/ Right Black (1Pc.)
Grooved [B] 301-731 Left/ Right Black (1Pc.)
C1 - 12cm, A1 - 6cm, C - 23cm, A - 11cm

73 ARIZONA MIRRORS

Multi-fit, Yamaha and Harley-Davidson adaptors included

91-107 Chrome (1Set)
C1 - 15cm, A1 - 8cm, C - 25cm, A - 14cm

74 CLASSIC MIRRORS

Multi-fit, Yamaha and Harley-Davidson adaptors included

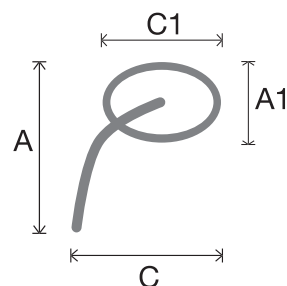
91-1051 Chrome (1Set), **91-1051B** Black (1Set)
C1 - 14cm, A1 - 9cm, C - 24cm, A - 15cm

75 MR. 'T' MIRRORS

ABS, Chrome *Multi-fit

91-887 (1Set)
C1 - 15cm, A1 - 9cm, C - 22cm, A - 19cm

*Note: Yamaha adapter included, Stem mounting, M10 (1.25). For Harley-Davidson fitment check page 190-191, section 105 (Mirror adaptors)



76 V-DESIGN MIRRORS ☒ ☒

ABS, *Multi-fit, Yamaha and Harley-Davidson adaptors included

91-854 Black/ Chrome (1Set), **91-855** Chrome (1Set)
C1 - 12cm, A1 - 6cm, C - 18cm, A - 14cm

77 Chrome *Multi-fit, Yamaha adaptor included

91-830 Adjustable without tools (1Pc.)
C1 - 13cm, A1 - 55cm, C - 29-35cm, A - 90cm

78 GOTHIC MIRROR ☒ ☒

*Multi-fit, Yamaha adaptor included

301-247 Left Chrome (1Pc.), **302-247** Right Chrome (1Pc.),
301-248 Left Black (1Pc.), **302-248** Right Black (1Pc.)
C1 - 10cm, A1 - 10cm, C - 18cm, A - 14cm

79 SKELETON HAND MIRRORS ☒ ☒

Multi-fit, Yamaha and Harley-Davidson adaptors included

91-866 Black/ Chrome (1Set)
C1 - 13cm, A1 - 9cm, C - 21cm, A - 14cm

80 FLAME MIRRORS ☒ ☒

Multi-fit, Yamaha and Harley-Davidson adaptors included

91-896 Chrome (1Set), **91-896B** Black (1Set),
91-8961 Black/ Chrome (1Set)
C1 - 12cm, A1 - 6cm, C - 24cm, A - 14cm

81 GOTHIC MIRRORS ☒ ☒

Chrome *Multi-fit, Yamaha adaptor included

91-872 (1Set)
C1 - 8cm, A1 - 8cm, C - 18cm, A - 11cm

82 RAZORBACK MIRRORS ☒ ☒

Chrome *Multi-fit, Yamaha adaptor included

91-871 (1Set)
C1 - 15cm, A1 - 5cm, C - 19cm, A - 10cm

83 RAZORBLADE MIRRORS ☒ ☒

Chrome *Multi-fit, Yamaha adaptor included

91-885 (1Set)
C1 - 16cm, A1 - 5cm, C - 20cm, A - 9cm

84 RAZOR MIRRORS ☒ ☒

ABS, *Multi-fit, Yamaha adaptor included

91-106 Chrome (1Set), **91-106B** Black (1Set)
C1 - 14cm, A1 - 7cm, C - 21cm, A - 11cm

85 WAVE MIRRORS ☒ ☒

Chrome *Multi-fit, Yamaha adaptor included

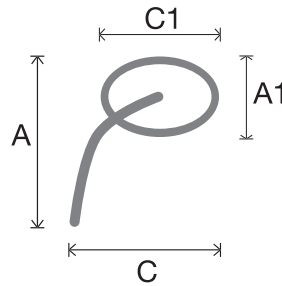
91-879 (1Set)
C1 - 14cm, A1 - 7cm, C - 20cm, A - 11cm

86 ADJUSTABLE MIRROR ☒ ☒

Chrome, *Multi-fit, including Yamaha right side

[A] **91-808** Round Ø 75mm (3") Left/ Right (except Yamaha Right, 1Pc.), [A] **91-808Y** Round Ø 75mm (3") Yamaha Right (1Pc.), [B] **91-804** Square Left/ Right (except Yamaha Right, 1Pc.), [B] **91-804Y** Square Yamaha Right (1Pc.), [C] **91-809** Oval Left/ Right (except Yamaha Right, 1Pc.), [C] **91-809Y** Oval Yamaha Right (1Pc.)
C1 - Ø 8cm, C - 12cm, A - 12cm

*Note: Stem mounting, M10 (1.25). For Harley-Davidson fitment check page 190-191, section 105 (Mirror adaptors)



76



77




78



79



80



81



82



83



84



85



86A



86B



86C



9

HANDLEBAR

87 ADJUSTABLE MIRROR ☒ ☑

Chrome, for Ø 22mm (7/8") and Ø 25mm (1") handlebars

[A] 91-8011 Round Ø 75mm (10") Long stem (1Pc.), [B] 91-801 Round Ø 100mm (4") Short stem (1Pc.), [C] 91-802 Round Ø 75mm (3") Short stem (1Pc.)

88 LIVE TO RIDE MIRRORS ☒ ☑

Chrome, *Multi-fit, Yamaha adaptor included

91-782 Oval (except Yamaha Right (1Pc.))
91-782Y Oval Yamaha Right (1Pc.)
C1 - 13cm, A1 - 12cm, C - 19cm, A - 18cm

89 USA-STYLE MIRROR ☒ ☑

Chrome, *Multi-fit, including Yamaha right side

91-785 Left/ Right (except Yamaha Right (1Pc.))
91-785Y USA-Style Yamaha Right (1Pc.)
C1 - 13cm, A1 - 10cm, C - 18cm, A - 13cm

90 FORMULA 1 MIRRORS

*Multi-fit, Yamaha adaptor right side not included

91-910 Formula 1 Black with turnsignals (1Set)
C1 - 11cm, A1 - 6cm, C - 19cm, A - 12cm

91 HIGH TECH MIRRORS ☒ ☑

Chrome, *Multi-fit, Yamaha adaptor included

91-821 (1Set)
C1 - 15cm, A1 - 5cm, C - 19cm, A - 8cm

92 DIAMOND MIRROR ☒ ☑

Chrome, *Multi-fit, Yamaha adaptor included

91-789L Left (1Pc.), 91-789R Right (1Pc.)
A - 15cm, A1 - 9cm, C - 21cm, A - 15cm

93 SHARP TEARDROP MIRRORS ☒ ☑

*Multi-fit, Yamaha adaptor included

91-920 Chrome (1Set), 91-921 Black (1Set),
C1 - 13cm, A1 - 6cm, C - 17cm, A - 15cm

94 MONTANA BAR-END MIRROR ☒ ☑ ☒

Black anodized CNC Bar-End mirror, for Ø 22mm (7/8") and Ø 25mm (1") handlebars

301-019 Left/ Right (1Pc.)
C1 - 10cm, A - 18cm

95 AGILA BAR-END MIRROR ☒ ☑

Bar-End mirror, for Ø 22mm (7/8") and Ø 25mm (1") handlebars

301-385 Left/ Right Chrome (1Pc.), 301-386 Left/ Right Black (1Pc.)
C1 - 12cm, A1 - 6cm, C - 12cm, A - 16cm

96 VICTORY BAR-END MIRROR ☒ ☑ ☒

Black anodized CNC Bar-End mirror, for Ø 22mm (7/8") and Ø 25mm (1") handlebars

301-026 Left/ Right Black (1Pc.)
C1 - 12cm, A1 - 21cm, A - 18cm

97 FERRERA BAR-END MIRROR ☒ ☑ ☒

Bar-End mirror, for Ø 22mm (7/8") and Ø 25mm (1") handlebars

301-726 Left/ Right Chrome (1Pc.), 301-727 Left/ Right Black (1Pc.)
C1 - 12cm, A1 - 6cm, C - 10cm, A - 17cm

98 FERRARA 2 EVO BAR-END MIRROR ☒ ☑ ☒

Black anodized CNC Bar-End mirror, for Ø 22mm (7/8") and Ø 25mm (1") handlebars

301-784 Left/ Right Black (1Pc.)
C1 - 12cm, A1 - 21cm, A - 18cm

99 BAR-END MIRROR MINI 2,5" ☒ ☑

Bar-End mirror, for Ø 22mm (7/8") and Ø 25mm (1") handlebars

91-892LB Left Black (1Pc.),
91-892RB Right Black (1Pc.)
C1 - Ø 6cm, C - 8cm

100 HANDLEBAR MIRROR ☒ ☑ ☒

301-008 Black (1Pc.), 301-009 Chrome (1Pc.)

101 MIRROR GUNNER ☒ ☑

91-922 Mirror Gunner CNC Black-Alu, per pair
C1 - 11,5cm, A1 - 6,5cm, C - 18cm, A - 10cm

102 MIRROR OUTBACK ☒ ☑

91-923 Mirror Outback CNC Black-Alu, per pair
C1 - 11,5cm, A1 - 6,5cm, C - 18cm, A - 10cm

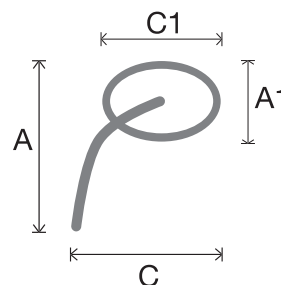
103 MIRROR CLASSIC ROUND ☒ ☑ ☒

91-803 Chrome (1Pc.), 91-803B Black (1Pc.)
C1 - 10cm, C - 6cm, A - 18cm

104 MIRROR RETRO COPPER ☒ ☑

91-925 with black stem (1Pc.)
C1 - 10cm, A1 - 10cm, C - 13,5 cm, A - 20 cm

*Note: Stem mounting, M10 (1.25). For Harley-Davidson fitment check page 190-191, section 105 (Mirror adaptors)



87A



87B

87C


88




89



90



91



92



93



94



95



96



97



98



99



100



101



102



103



104





105A



105B



105C



105D



105 Yamaha



105 M8>M10



106



107




108A



108B





105 MIRROR ADAPTORS ☒

Harley-Davidson [A] 91-7860 for Tech Glide™ and New Diamond mirrors for Harley-Davidson models <'99 Chrome (1Pc.), [B] 91-7861 for Tech Glide™ and New Diamond mirrors for Harley-Davidson models '99>up Chrome (1Pc.), [C] 91-7863 for Ø 10mm mirror stems Chrome (1Pc.), [D] 304-008 for all mirrors with M10 X 1.25 mounting Chrome (1Pc.), [D] 304-009 for all mirrors with M10 X 1.25 mounting Black (1Pc.)

Yamaha 91-7850 Left/ Right (except Yamaha Right) Chrome (1Pc.), 91-7850Y Yamaha Right Chrome (1Pc.)

M8>M10 91-8757 Mirror Adaptor set, to mount any M10 mirror in a M8 mounting hole, except Yamaha right hand mirror Chrome (1Set)

106 MIRROR EXTENSIONS ☒

91-7811 Mirror extensions 10cm Chrome, Multi-fit for all mirrors with M10 X 1.25 (1Set)

107 MIRROR STEM ☒

Chrome, for mirrors from section 93,94,96

91-7853 200mm Left/ Right (except Yamaha Right 1Pc.), 91-7853Y 200mm Yamaha Right, 91-7851Y 100mm Yamaha Right (1Pc.), 91-7852Y 150mm long Yamaha Right (1Pc.)

108 MIRROR CLAMP ☒

[A] 91-7862 Chrome, for Ø 25mm (1") handlebars with M10 X 1.25 mirror mounting (1Pc.), [A] 91-7864 Chrome, for Ø 22mm (7/8") handlebars with M10 X 1.25 mirror mounting (1Pc.), [B] 426-301 Black for Ø 22mm (7/8") handlebars with M10 X 1.25 mirror mounting (1Pc.) [B] 426-303 Black, for Ø 25mm (1") handlebars with M10 X 1.25 mirror mounting (1Pc.)

109 MIRROR CLAMP ☒

91-7868 Chrome for Ø 22mm (7/8") and Ø 25mm (1") handlebars with M10 X 1.25 Bar-End mirror clamp mounting (1Pc.)

110 CABLE GUIDES

67-010 Chrome, Small, Ø 10mm (10Pcs.), 67-011 Chrome, Large, Ø 12mm (10Pcs.)

111 CABLE CLAMPS ☒

Chrome, for Ø 6mm or Ø 8mm cables or lines

68-188 Dual clamp, for Ø 25mm (1") handlebars (1Pc.), 68-189 Single clamp, for Ø 25mm (1") handlebars (1Pc.), 68-191 Dual clamp, for Ø 32mm (1 1/4") handlebars (1Pc.), 68-192 Single clamp, for Ø 32mm (1 1/4") handlebars (1Pc.)

112 CABLE TIES ☒

67-050 Chrome, 20cm (8") (10Pcs.)

113 CABLE COVERS

Chrome, 150cm (60")

[A] 20-123 Small, I.D. Ø 6,2mm (1/4"), 20-124 Large, I.D. Ø 10,2mm (3/8")

114 OIL / FUEL LINE COVER

Chrome, 100cm (40")

20-126 I.D. Ø 10,5mm (3/8")

115 BRAKE/ CLUTCH LINES ☒

Braided stainless steel with clear transparent cover

Brake/ Clutch lines

20-05020 Hose 200mm, 20-05025 Hose 250mm, 20-05030 Hose 300mm, 20-05035 Hose 350mm, 20-05040 Hose 400mm, 20-05045 Hose 450mm, 20-05050 Hose 500mm, 20-05055 Hose 550mm, 20-05060 Hose 600mm, 20-05065 Hose 650mm, 20-05070 Hose 700mm, 20-05075 Hose 750mm, 20-05080 Hose 800mm, 20-05085 Hose 850mm, 20-05090 Hose 900mm, 20-05095 Hose 950mm, 20-05100 Hose 1000mm, 20-05105 Hose 1050mm, 20-05110 Hose 1100mm, 20-05115 Hose 1150mm, 20-05120 Hose 1200mm, 20-05130 Hose 1300mm, 20-05140 Hose 1400mm, 20-05150 Hose 1500mm, 20-05160 Hose 1600mm, 20-05170 Hose 1700mm, 20-05180 Hose 1800mm, 20-05190 Hose 1900mm, 20-05200 Hose 2000mm

Fitting parts, Silver anodized

20-0500 Banjo straight, 20-0502 Banjo 20° down, 20-0504 Banjo 45° down, 20-0519 Banjo 90° down, 20-0520 Banjo 20° side, 20-0522 Banjo 20° down + 20° side left, 20-0532 Banjo 20° down + 20° side right, 20-05191 Banjo 90° down for 7/16-24 thread, 20-0550* Banjo bolt M10 X 1.00 for single banjo, 20-0551* Banjo bolt M10 X 1.25 for single banjo, 20-0552* Banjo bolt 3/8"-24 UNF for single banjo, 20-0560** Banjo bolt M10 X 1.00 for double banjo, 20-0561** Banjo bolt M10 X 1.25 for double banjo, 20-0562** Banjo bolt 3/8"-24 UNF for double banjo, 20-0553 Banjo Bolt 7/16"-24 UNF for single banjo, 20-0554 Banjo bolt 7/16"-24 UNF for double banjo, 20-0570 Splitter 3-way, 20-0580 Washers Aluminum Ø 10 X Ø 14 X 1.5mm (10Pcs.), 20-0581 Washers Aluminum for 7/16"-24(10 Pcs.), 20-0590 Tube clamp Ø 10mm, 20-0563 Double banjo 7/16"-24 UNF

*Note: 2 Washers (20-0580) required

**Note: 3 Washers (20-0580) required

116 DE LUXE WINDSHIELD ☒

[B] 57-402 Chrome, for Ø 39-42mm forks, [B] 57-402BK* Black, for Ø 39-42mm forks, [B] 57-403 Chrome, for Ø 43-46mm forks, [B] 57-403BK* Black, for Ø 43-46mm forks, [B] 57-404 Chrome, for Ø 47-50mm forks, [B] 57-404BK* Black, for Ø 47-50mm forks, [B] 57-405 Chrome, for Ø 51-54mm forks, [B] 57-405BK* Black, for Ø 51-54mm forks, [B] 57-406 Chrome, for Ø 55-58mm forks, [B] 57-406BK* Black, for Ø 55-58mm forks
A - 41,5cm, B - 48cm

*Note: Fork clamps in chrome

Additional part:
Spotlight bracket

[C] 57-401 Chrome, use for windshield 'De Luxe', [C] 57-401BK Black, use for windshield 'De Luxe'

117 SHORTY WINDSHIELD ☒

57-420 Multi-fit Chrome, mounts between risers and top yoke
A - 20cm, B - 42cm

118 USA-STYLE WINDSHIELD ☒

[A] P04-163 USA-Style Small, for Ø 22mm (7/8") and Ø 25mm (1") handlebars
A - 36cm, B - 41cm

[B] 57-425 USA-Style Medium, for Ø 25mm (1") handlebars
A - 43cm, B - 46cm

[C] P04-161 USA-Style Large, for Ø 22mm (7/8") and Ø 25mm (1") handlebars
A - 51cm, B - 61cm

Replacement Parts P04-1610 mounting kit for P04-161, P04-1630 mounting kit for P04-163

119 WINDSHIELD TRIM ☒

20-128 Windshield trim Chrome, 300cm x 4mm

116



116C (Spotlights not included)



119



117



118A



118B



118C



PEDANE

ESTRIBEAS
FUERASTEN

FOOTPEGS

REPOSE-PIEDS
VOETSTEUNER

1 FOOTPEGS ☒

Chrome & rubber with stud and bolt

[A] 73-2761 Sundance (1Set), [B] 73-496 Tech Glide™ (1Set),
[C] 73-497 Air (1Set), [D] 73-498 Smooth (1Set)

2 FOOTPEG CLAMP ☒

Chrome, For mounting Footpegs

[A] 68-170 Clamp Ø 25mm (1"), 68-171 Clamp Ø 28mm (1 1/8"),
68-172 Clamp Ø 32mm (1 1/4"), 68-173 Clamp Ø 38mm (1 1/2")

[B] 68-195 Clamp Ø 25mm (1"), 68-196 Clamp Ø 32mm (1 1/4"),
68-197 Clamp Ø 38mm (1 1/2")

3 BRAKE- SHIFT PEGS ☒ ☑

M8 Mounting

[C] 34-601 Tech Glide™ Pegs (1Set.), [D] 34-650 Smooth Pegs (1Set.)

Harley-Davidson Mounting

[A] 34-610 Sundance Peg (1Pc.), [B] 73-227 Comfort Peg (1Pc.),
[E] 73-228 Shiftpeg hightech XL (1Pc.)

4 BRAKE-/ SHIFTCOVER ☒

Multi-fit 34-500 Chrome, for O.D. Ø 25mm (1") Brake-/ Shiftpeg covers
(1Pc.)

5 PASSENGER FLOORBOARDS ☒ ☑

Multi-fit Chrome & rubber (1Set)

73-119 Passenger floorboards
W - 12cm, L - 20,5cm

10

FOOTPEGS

1A



1B



1C



1D





10
FOOTPEGS

ECHAPPEMENTS

MARMITE

EXHAUST

UITLATEN

AUSPUFFANLAGEN

ESCAPES

1 MUFFLER ☒ ☑ ☒

Multi-fit, fits Ø 38mm (1 1/2") up to Ø 45mm (1 3/4") header pipes, with chrome bracket/clamp (1Pc.)

[A] 65-9401 Rage Chrome, 44cm, 65-9402 Rage Chrome/Black, 44cm, [B] 65-9403 Rage Black/Chrome, 44cm, 65-9404 Rage Black, 44cm, [C] 65-937 Slashcut Chrome, 40cm (clamps not included, use 65-946), [D] 65-933 Tapered Chrome, 41cm, [E] 65-941 Megaton Chrome, 44cm, 65-941B Megaton Black, 44cm, 65-941BC Megaton Black/Chrome tip, 44cm, [F] 65-949 Fishtail Chrome, 55cm, [G] 65-938 Turnout Chrome, 40cm, [G] 65-942 Turnout Chrome, 50cm, 65-942B Turnout Black, 50cm, [H] 65-935 Trumpet Chrome, 47cm, [I] 65-943 Megaphone Chrome, 50cm, 65-943B Megaphone Black, 50cm

2 MEGATON SILENCER

With adjustable sound, fits on section 1E

65-9415

3 EXHAUST WRAP ☒

Heat resistant, with stainless steel straps (4Pcs.)

65-100 50mm X 15m, White, 65-101* 50mm X 15m, Black, 65-102* 50mm X 15m, Titanium, 65-105 50mm X 10m, White, 65-106* 50mm X 10m, Black, 65-107* 50mm X 10m, Titanium

Replacement part



65-050 Stainless steel straps, 30cm (12") (10Pcs.)

* Note: Material might discolor under influence of heat

11

EXHAUST





11
EXHAUST

EAGLE EXHAUST

4 M7 STRAIGHTCUT

Multi-fit, Ø 76mm (3") fits Ø 45mm (1 3/4") header pipes (1Pc.)

65-6350846 Stainless Polished, **65-6350826** Stainless Black

5 SIDEWINDER SLASHCUT

Multi-fit, Ø 76mm (3") fits Ø 45mm (1 3/4") header pipes (1Pc.)

65-6000817 Chrome, **65-600847** Stainless Polished, **65-6000827** Stainless Black

6 REVOLVER

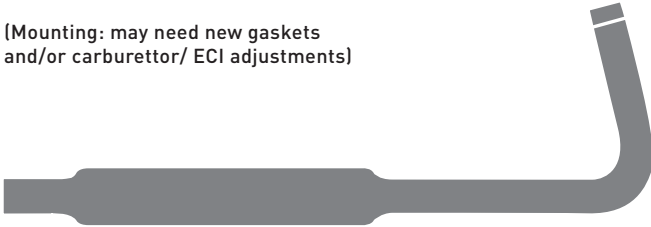
Multi-fit, Ø 76mm (3") fits Ø 45mm (1 3/4") header pipes (1Pc.)

Slashdown **65-6100845D** Stainless Polished, **65-6100825D** Stainless Black

Slashcut **65-6100845C** Stainless Polished

Note: due to fluctuations in carburettor/ ECI settings, timing, etc. Highway Hawk does not warrant against chrome discoloration. Our exhaust systems are not homologated in most European Countries, except when stated. Not homologated exhaust systems are for off-road and/or show purposes only. All Highway Hawk exhausts/ pipes are mounted right hand side only, except when stated differently.

(Mounting: may need new gaskets and/or carburettor/ ECI adjustments)



DISCLAIMER EXHAUST SYSTEMS

Purchasers of Highway Hawk systems should satisfy themselves that the product is suitable for its intended use.

90 day warranty from date of retail purchase.

Highway Hawk exhaust systems are covered by this warranty against faulty manufacture and defects in production metals. Any system found to be defective on inspection will be replaced on a one for one basis. No consideration will be given for any and all subsequent labour charges how so ever incurred.

This warranty will not cover any system that has been wrongly fitted, modified or changed in any way.

No warranty is given as regards to chrome plated parts against heat generated colour finishes to the product or the forming of oxidation on systems when in use on the motorcycle.

4



5



6





7A



7B



7C



8




9A



9B




9C



9D






10

7 BAFFLE ☒ ☒
Multi-fit for exhaust pipes

[A] Short, 10cm (4") (1Pc.) **65-819** Ø 35mm, **65-820** Ø 42mm, **65-821** Ø 47mm, **[B] Long**, 20cm (8") (1Pc.) **65-816** Ø 35mm, **65-817** Ø 42mm, **65-818** Ø 47mm, **[C] 65-812** Ø 42mm (1Pc.), **65-811** Ø 47mm (1Pc.), **65-810** Ø 52mm (1Pc.), **[C] 65-813** Ø 57mm (1Pc.)

8 WHISPER BAFFLE ☒ ☒
Multi-fit for exhaust pipes with damping material 25cm (10")

65-8171 Ø 41mm (1pc.), **65-8181** Ø 47mm (1pc.), **65-8191** Ø 51mm, **65-8192** Ø 57mm (1pc.)



11A

9 EXHAUST HEAT SHIELD ☒
Multi-fit (1Pc.)

Smooth model [A] 65-554 Chrome, fits up to Ø 45mm exhaust pipes (18cm), **[A] 65-555** Chrome, fits up to Ø 60mm exhaust pipes (18cm)
Old skool model [B] 65-557 Chrome, fits up to Ø 60mm exhaust pipes (23cm), **65-559** Black, fits up to Ø 60mm exhaust pipes (23cm)
Skull model [C] 65-558 Chrome, fits up to Ø 60mm exhaust pipes (23cm), **65-560** Black, fits up to Ø 60mm exhaust pipes (23cm)
Shotgun model [D] 65-561CU Short, Copper, fits up to Ø 60mm exhaust pipes (23cm), **65-562CU** Long, Copper, fits up to Ø 60mm exhaust pipes (15cm), **65-561** Short, Chrome, fits up to Ø 60mm exhaust pipes (23cm), **65-562** Long, Chrome, fits up to Ø 60mm exhaust pipes (15cm), **65-561B** Short, Black, fits up to Ø 60mm exhaust pipes (23cm), **65-562B** Long, Black, fits up to Ø 60mm exhaust pipes (15cm), **65-561M** Short, Metal, fits up to Ø 60mm exhaust pipes (23cm), **65-562M** Long, Copper, fits up to Ø 60mm exhaust pipes (15cm)



11B

10 EXHAUST REDUCE SLEEVE ☒

65-931 3-Step reduce sleeve, reduces Ø 45mm (1 3/4") to Ø 38mm (1 1/2") (1Set)

11 EXHAUST BRACKET ☒
Multi-fit Chrome (1Pc.)

Bracket [A] 65-5100 50mm, **[A] 65-5101** 75mm, **[A] 65-5102** 100mm
L-Bend Bracket [B] 65-5120 25/ 25mm, **[B] 65-5121** 25/ 50mm



12

12 EXHAUST CLAMP ☒
Multi-fit Chrome (1Pc.)

65-5459 Ø 38mm, **65-546** Ø 45mm, **65-552** Ø 48mm, **65-553** Ø 54mm

FAHRWERKLEISTEN BODYWORK BASIS CARROZERIA

1 STEEL FENDER

Multi-fit, Steel

Front Fender

[A] 59-033 for 16" up to 19" wheels

W - 15cm (6")

[B] 59-034 for 16" up to 19" wheels

W - 11cm (4 1/3")

Rear Fender

[C] 59-0495

W - 25CM (10")

[D] 59-0496

W - 30cm (12")

[E] 59-0501 struttles fender

W - 25cm (10") Frame mounting distance 28,5cm (11 1/4")

[E] 59-0502 struttles fender

W - 30cm (12") Frame mounting distance 33,5cm (13")

2 FUEL TANK

Multi-fit, Steel

[A] 617-001 with Pop-up gas cap. Hardware and Petcock (3/8" NPT thread) not included

L - 60cm, W - 38cm, H - 24cm, 18 Liters, Frame mounting Ø 60mm

[B] 617-005 Stretched, with Pop-up gas cap. Hardware and Petcock (3/8" NPT thread) not included

L - 66cm, W - 38cm, H - 24cm, 18 Liters, Frame mounting Ø 60mm

[C] 617-0021 Gas cap with vent fits 617-002

For more
Aluminum fenders
see page 162
section 4

1A



1B



1C



1D



12

BODYWORK



1E



2A



2B



2C



12
BODYWORK



3 CLAMP ☒

Chrome, For mounting Footpegs from page 194-195, (1Pc.)

[A] **68-170** Clamp Ø 25mm (1"), **68-171** Clamp Ø 28mm (1 1/2"), **68-172** Clamp Ø 32mm (1 1/4"), **68-173** Clamp Ø 38mm (1 1/2")

[B] **68-195** Clamp Ø 25mm (1"), **68-196** Clamp Ø 32mm (1 1/4"), **68-197** Clamp Ø 38mm (1 1/2")

4 LICENSE PLATE TRIM ☒ ☒

Billet aluminum CNC

59-071 Tech Glide™, Belgium/ NL / Spain

W - 21cm, H - 14,5cm

59-076 Smooth, Italy

W - 17cm, H - 17cm

5 EAGLE SPIRIT LICENSE PLATE TRIM ☒ ☒

59-097 Chrome

W - 19,5cm, H - 14,5cm

6 REAR TIRE LICENSE PLATE HOLDER ☒

59-0400 Chrome, Multi-fit, **59-0400B** Black, Multi-fit

Ø - 20mm rear axle

7 RADIUS LICENSE PLATE TRIM ☒ ☒

Chrome, for Ø 20mm (3/4") rear axle

[A] License plate trim*

59-061 Belgium/ NL / Spain

W - 21cm, H - 14,5cm

[B] Brackets*

Multi-fit 59-0603

Harley-Davidson 59-0603

Honda 59-0603

Yamaha 59-0603

Kawasaki 59-0603

Suzuki 593-0600 VS 600/ 700/ 750/ 800/ 1400 Intruder, **593-0601** C800

Intruder/M800 Intruder '10/ VL800 Volusia, **593-0602** C1500 Intruder

'05-'09/ C1800R + VLR1800 Intruder '08 > up/ VL1500LC Intruder '03-09

Indian 59-0603

Victory 59-0603

Taillight bracket **59-0602**

[C] Taillights **68-0602** Tech Glide™ LED E-mark

*Note: For complete kit use A + B + C

8 TAILLIGHT BRACKET SIDE MOUNT ☒

Honda 681-055 Chrome, VT1100C '87-'95

Additional parts 68-319 Large cateye taillight

9 TAX DISC HOLDER ☒ ☒





Aluminum, M8 and M10 mounting

59-050 Chrome, **59-051** Black

Ø - 66mm







12

BODYWORK

10 VALVESTEM COVERS ☒ ☑

Chrome (2Pcs.)

[A] 01-121 Acorn, [B] 01-122 Pike, [C] 01-124 Panhead, [D] 01-125B Cracked skull Black [E] 01-125M Cracked skull old metal

11 BODYWORK TRIM ☑ ☑

Chrome, for edges up to 4mm thick, adhesive inside

20-128

L - 300cm

12 POWER FILTER ☒ ☑

Chrome (1Pc.)

29-2154

H- 72mm x Ø 54mm mounting

29-2160

H- 72mm x Ø 60mm mounting

13 FUEL FILTER KIT ☒

62-120 Chrome

14 ACORN NUTS ☒

Chrome (10Pcs.)*

03-00010 M6 Acorn nuts, 03-00110 M8 Acorn nuts, 03-00210 M10 X1.25 Acorn nuts, 03-00310 M10 X 1.50 Acorn nuts

Note: Your dealer sells per piece

15 PIKE NUTS ☒

Chrome (25Pcs.)*

03-0111 M8 Pike nuts, 03-0131 M10 X 1.50 Pike nuts

Note: Your dealer sells per piece

16 BULLET NUTS ☒

Chrome (10Pcs.)*

03-100 M6 Winged, 03-101 M6 Plain

17 SKULL NUTS ☒

Chrome (10Pcs.)*

03-103 M6

18 SKULL & BONES NUTS ☒

ABS Chrome (2Pcs.)*

03-109 M6

19 EAGLEHEAD NUTS ☒

Chrome (10Pcs.)*

03-105 M6

20 ALLEN HEAD DOTS

ABS, Chrome or Black (10Pcs.)*

03-305 Chrome M5, 03-306 Chrome M6, 03-308 Chrome M8, 03-310 Chrome M10, 03-3052 Black M5, 03-3062 Black M6, 03-3082 Black M8, 03-3102 Black M10

21 ALLEN HEAD COVERS

ABS, Chrome or Black*

03-316 Chrome M6 (10Pcs.), 03-318 Chrome M8 (5Pcs.), 03-3162 Black M6 (10Pcs.), 03-3182 Black M8 (5Pcs.)

Note: Your dealer sells per piece

22 HEXAGON BOLT COVERS

ABS, Chrome or Black*

03-325 Chrome M5/ Wrench 8 (10Pcs.), 03-326 Chrome M6/ Wrench 10 (10Pcs.), 03-327 Chrome M8/ Wrench 12 (5Pcs.), 03-329 Chrome M10/ Wrench 14 (5Pcs.), 03-3252 Black M5/ Wrench 8 (10Pcs.), 03-3262 Black M6/ Wrench 10 (10Pcs.), 03-3272 Black M8/ Wrench 12 (5Pcs.), 03-3292 Black M10/ Wrench 14 (5Pcs.)

Note: Your dealer sells per piece

23 EXTENSION BOLT KITS

Stainless steel

03-1060 M10 (1,25) x 60mm, 03-1080 M10 (1,25) x 80mm, 03-610 M6 x 50mm, 03-8100 M8 x 100mm, 03-8120 M8 x 120mm, 03-860 M8 x 60mm, 03-880 M8 x 80mm,

24



25



26



27



28



29



30



31



32



12

BODYWORK

33A



33B



34A



34B



35



24 PANTHER ORNAMENT

Chrome

02-078 Small

L - 9cm

02-079 Large

L - 13cm

25 EAGLE HEAD ORNAMENT

Chrome

68-4011 Small

L - 12cm

68-401 Large

L - 17cm

26 ANGRY RAT ORNAMENT

Chrome

02-081 Chrome, Small

L - 10cm

02-080* Chrome, Large

L - 20cm

27 ANGRY BULLDOG ORNAMENT

Chrome

02-091 Chrome

L - 12cm, W - 6,5cm, H - 7cm

28 WILD BEAR ORNAMENT

02-092 Chrome

L - 11cm, W - 7,5cm, H - 7,5cm

29 HUNTING BEAR ORNAMENT

02-093 Black / Chrome

L - 14,5cm, W - 8cm, H - 4cm

30 CRACKED SKULL ORNAMENT

02-086B Black

02-086M Old silver

L - 6,5cm, W - 4,5cm, H - 5,5cm

31 SKULL ORNAMENT

02-095 Chrome

L - 16,5cm

32 THE FINGER ORNAMENT

02-085* Old silver finish (1Pc.)

L - 15cm

33 FLYING EAGLE ORNAMENT

[A] 02-074 Chrome, Small

W - 6cm, H - 9cm

[B] 02-075 Chrome, Large

W - 12cm, H - 6cm

34 FENDERLIGHT

Chrome, ABS

[A] 68-400 USA-style 18cm 12V3W, [B] 68-4021 Eagle head Small 12cm 12V5W

35 SKULL ORNAMENT/ EMBLEM

LED, ABS, adhesive

68-491**

* Note: Can only be used on Steel fenders

** Export only, in reach of StVZO forbidden. For some EU countries only E-Marked lighting is legal. Others are for show/track purposes only.

36A



36B



36C



36D



36E



36F



36G



36H



36I



36 CUSTOM BIKE ART DECALS

- [A] 51-30922** Chinese characters Chrome (1Pc.)
W - 21cm, H - 5,5cm
- [B] 51-39971** Tribal small Chrome, left + right
W - 9,5cm, H - 7,5cm
- [C] 51-39952** Gothic cross Chrome (2Pcs.)
W - 10cm, H - 10cm
- [D] 51-39972** Spiderweb Chrome (2Pcs.)
W - 30cm, H - 18,5cm
- [E] 51-39961** Flame Chrome (2Pcs.)
W - 20cm, H - 5cm
- [F] 51-39962** Flame Black (2Pcs.)
W - 20cm, H - 5cm
- [G] 51-39973** Skeleton hand Chrome, Left + Right
W - 12cm, H - 7,5cm
- [H] 51-39974** Skeleton arm Chrome, Left + Right
W - 30cm, H - 7,5cm
- [I] 51-32000** Striping Chrome (6Pcs.)
15 X 22,5 X 30cm



37 CUSTOM BIKE ART EMBLEM

- [A] 01-310** 'Usa Hawk' small
H - 60mm
- [B] 01-312** 'Usa Hawk' large
H - 95mm
- [C] 01-295** 'Live to Ride' large
W - 71mm
- [C] 01-560** 'Live to Ride' small
W - 40mm
- [C] 01-561** 'Live to Ride' large
W - 80mm
- [D] 02-110** 'Hawk' Chrome, ABS
H - 120mm, W - 230mm
- [E] 01-303** 'Hawk' Brass, small
H - 55mm, W - 110mm
- [E] 01-302** 'Hawk' Brass, large
H - 70mm, W - 155mm
- [F] 01-314** 'Hawk & Flag' large
W - 110mm
- [G] 01-318** 'Bat' Old silver
W - 125mm
- [H] 01-299** 'V-twin' Chrome, small
W - 55mm
- [H] 01-2991** 'V-twin' Chrome, large
W - 110mm
- [I] 01-319** 'Maltese Skull' Old silver
W - 75mm
- [J] 01-320** 'Grim reaper' Old silver, large
W - 55mm
- [K] 01-321** 'Skull family' Old silver
W - 45mm
- [L] 01-324** 'Maltese grave' Old silver
W - 40mm

PINS

- [K] 05-321** Skull family with screw
W - 45mm
- [L] 05-324** 'Maltese Grave' Old silver
W - 40mm
- [M] 05-021** 'One Dollar' Old silver
Ø 35mm

ELEKTRISCH BELEUCHTUNGSTEILE ELECTRICAL

1 BATES SPOTLIGHT ☒ ⓔ

Ø 115mm (4 1/2"), M10 mounting (1Pc.)

68-130BU Black housing/Copper trim E-Mark H3 12V 55W, **68-130CU** Copper E-Mark H3 12V 55W
Ø 120mm, D - 110mm, M10 Mounting

2 USA SPOTLIGHT ☒ ⓔ

Ø 115mm (4 1/2"), M10 mounting (1Pc.)

68-133* USA Chrome 12V 35/35W, **68-133E** Chrome E-Mark H3 12V 55W, **68-133B** Black E-Mark H3 12V 55W, **68-133BC** Black housing/Chrome trim E-Mark H3 12V 55W, **68-133BU** Black housing/Copper trim E-Mark H3 12V 55W, **68-133CU** Copper trim E-Mark H3 12V 55W
Ø 120mm, D - 90mm

13

ELECTRICAL





3 STEAMPUNK TRIM RING

For 4-1/2" headlights or Spotlights with flat trim ring
[A] 69-1401 Chrome (2Pcs.), **69-1401M** Metal (2Pcs.), **69-1401B** Black (2Pcs.)

For 4-1/2" headlights or Spotlights with round trim ring
[B] 697-1401 Chrome (2Pcs.), **697-1401M** Metal (2Pcs.), **697-1401B** Black (2Pcs.)

For 5-3/4" headlights with round trim ring
[B] 697-140 Chrome (1Pcs.), **697-140M** Metal (1Pcs.), **697-140B** Black (2Pcs.)

FITLIST STEAMPUNK

697-140

68-143

Harley-Davidson OEM Headlight 5 3/4" '04-up

Indian Scout

Kawasaki Vulcan VN 900 custom

Yamaha XV750/1100 Virago

Yamaha XV950 Bolt

Yamaha XV1300 Custom

697-1401

Harley-Davidson OEM Spotlight

Indian Chief OEM spotlight

Triumph OEM spotlight

Yamaha OEM spotlight

69-1401

68-130

68-133

Harley-Davidson FXDF Fatbob 2010 (Headlight)

Note: Trim rings are mounted with 3M adhesive tape. Spotlight is not included

Note: For replacement bulbs and lenses, check page 278

* Export only, in reach of StVZO forbidden. For some EU countries only E-Marked lighting is legal. Others are for show/track purposes only.



3B+C



4



5A




5B



6



7



8



9



10



13

ELECTRICAL

11



12A



12B



4 CLASSIC HEADLIGHT

H4 12V60/55W, 5-3/4", side mount M8

223-014 Black

223-015 Chrome

Ø 165mm, D - 145mm

For fork mount brackets see page 218-219

5 RENO HEADLIGHT

H4 12V60/55W, 7", side mount M8

[A]223-130 Black

[A]223-131 Chrome

with LED position light

[B]223-144 Black

[B]223-145 Chrome

Ø 190mm, D - 157mm

For fork mount brackets see page 218-219

6 RENO LED HEADLIGHT

LED, side mount M8

223-146 Black

223-147 Chrome

Ø 190mm, D - 160mm

For fork mount brackets see page 218-219

7 CYCLOPS LED HEADLIGHT

LED, side mount M8

223-150 Black

Ø 190mm, D - 160mm

For fork mount brackets see page 218-219

8 URBAN HEADLIGHT

H4 12V60/55W, side mount M6

223-110 Black

H - 260mm, W - 190mm, D - 125mm

For fork mount brackets see page 218-219

9 DAYTONA VINTAGE HEADLIGHT

H4 12V60/55W, 5-3/4", side mount M8, with hole for Ø 60mm speedometer, (not included)

223-040 Black

223-041 Chrome

Ø 165mm, D - 210mm

For fork mount brackets see page 218-219

10 GOTHIC HEADLIGHT

H4 12V60/55W, M10 bottom mount

68-223070 Chrome, 68-223071 Black

H - 120mm, W - 150mm, D - 130mm

11 DUAL LIGHT HEADLIGHT

H4 12V60/55W (2Pcs.), Ø 90mm (3 1/2"), side mount

223-333* Chrome, 223-337* Dull black

H - 110mm, W - 220mm

For fork mount brackets see page 218-219

12 ABS HEADLIGHT

[A]222-090 Chrome, 12V35/35W, Ø 115mm (4 1/2"), side mount M8

Ø 123mm, D - 96mm

[B] 223-311 Black H4 60/55W, side mount M8

H - 105mm, W - 145mm, D - 115mm

Note: For replacement bulbs and lenses, check page 278

* Export only, in reach of StVZO forbidden. For some EU countries only E-Marked lighting is legal. Others are for show/track purposes only.





13 TECH GLIDE HEADLIGHT & SPOTLIGHT ☒ ☑ ⓔ

3/8" bottom mount

Spotlights Ø 90mm (3 1/2")

[A] 68-1240 Chrome, Plain shell H4 12V60/55W, **68-1241** Chrome, Rib shell H4 12V60/55W
Ø 110mm, D - 120mm

[B] 68-117 Chrome, 12V35/35W bottom mount (hardware not included)
Ø 180mm, D - 255mm

For fork mount brackets see page 218-219

14 LED-RING HEADLIGHT ☒ ☑ ⓔ

H4 12V60/55W, Ø 145mm (5 3/4"), 3/8" side or bottom mount

68-0351 Chrome, with LED-ring positioning light, **68-0350** Black, with LED-ring positioning light
Ø 150mm, D - 140mm

15 TRIANGLE HEADLIGHT ☒ ☑

M10 bottom mount

Extreme-line 12V35/35W

68-148* Chrome
H - 145mm, W - 135mm, D - 110mm

Slim-line H3 35W

68-1491* Black/ Chrome
H - 145mm, W - 135mm, D - 80mm

16 IOWA HEADLIGHT ☒ ☑ ⓔ

H4 12V60/55W, M10 bottom mount, Aluminum

68-115 Chrome
H - 100mm, W - 175mm, D - 130mm

17 ANGLE HEADLIGHT ☒ ☑ ⓔ

H7 12V55W (2 bulbs), M10 bottom mount

68-119 Chrome
H - 175mm, W - 190mm, D - 280mm

18 STARLIGHT HEADLIGHT ☒ ☑ ⓔ

H4 12V60/55W, Ø 115mm (4 1/2"), M10 bottom mount

68-118 Chrome
Ø 150mm, D - 220mm

19 BATES HEADLIGHT ☒ ☑ ⓔ

Ø 140mm (5 1/2"), 3/8" bottom mount

68-143* Chrome, 12V35/35W, **68-1432** Chrome, E-mark H4, **68-1432B** Black, E-mark H4 12V60/55W
Ø 155mm, D - 120mm

20 CLEAR HEADLIGHT ☒ ☑ ⓔ

H4 12V60/55W, 6-1/2", bottom mount

223-053 Black
223-054 Chrome
Ø 190mm, D - 157mm
For fork mount brackets see section 28

Note: For replacement bulbs and lenses, check page 278, fitment guide for replacement bulbs and lenses

* Export only, in reach of StVZO forbidden. For some EU countries only E-Marked lighting is legal. Others are for show/track purposes only.

21 DOUBLE OVAL HEADLIGHT ☒ ☑ ⓔ

H3 12V55W (2 bulbs), M10 bottom mount

68-106 Chrome white lens, **68-1060** Chrome blue lens, **68-106DB** Dull black white lens
H - 70mm, W - 160mm, D - 125mm

22 CONICAL HEADLIGHT ☒ ☑ ⓔ

H1 12V55W, M8 bottom mount (1Pc.)

223-399 Headlight Dual beam Chrome, **223-400** Headlight Dual beam Black
Ø 90mm, W - 110mm, D - 150mm

23 CONE HEADLIGHT & SPOTLIGHT ☒ ☑ ⓔ

Billet Aluminum, 3/8" mounting

Spotlights Ø 115mm (4 1/2"), H3 55W

68-0310 Polished, **68-0311** Chrome
Ø 125mm, D - 180mm

Headlights Ø 140mm (5 3/4"), H4 12V60/55W

68-0322 Black with groove
Ø 160mm, D - 200mm

Headlights Ø 180mm (7"), H4 12V60/55W

68-0330 Polished, **68-0331** Chrome, **68-0332** Black with groove
Ø 190mm, D - 230mm

24 OVAL SPOTLIGHT ☒ ☑ ⓔ

H3 12V55W, M10 bottom mount

68-104 Chrome
H - 50mm, W - 115mm, D - 115mm

25 HIGH TECH SPOTLIGHT ☒ ☑ ⓔ

H3 12V55W, for Ø 22mm, Ø 32mm and Ø 38mm tubes and can be rotated 90° for horizontal/ vertical mounting (1Pc.)

68-851 Silver
H - 50mm, W - 75mm, D - 90mm



26 FORK MOUNT BRACKET ☒ ☒

[A] 68-155 for Ø 32 - Ø 37mm forks, 68-156 for Ø 37 - Ø 42mm forks, [B] 68-157 polished aluminum, for Ø 35 - Ø 41mm forks, [B] 68-157B Black, for Ø 35 - Ø 41mm forks, [C] 220-602 Black, for Ø 35 - Ø 37mm forks, [C] 220-603 Chrome, for Ø 35 - Ø 37mm forks, [C] 220-604 Black, for Ø 38 - Ø 41mm forks, [C] 220-605 Chrome, for Ø 38 - Ø 41mm forks, [C] 220-608 Black, for Ø 42 - Ø 43mm forks, [C] 220-609 Chrome, for Ø 42 - Ø 43mm forks, [C] 220-618 Black, for Ø 49 - Ø 54mm forks, [C] 220-619 Chrome, for Ø 49 - Ø 54mm forks

Clampsets Chrome (4Pcs.) [D] 57-001 for Ø 35mm - Ø 38mm forks, 57-002 for Ø 39mm - Ø 42mm forks, 57-003 for Ø 43mm - Ø 46mm forks, 57-004 for Ø 47mm - Ø 50mm forks, 57-005 for Ø 51mm - Ø 54mm forks, 57-006 for Ø 55mm - Ø 58mm forks

27 SPOTLIGHT CLAMP ☒

Chrome, for mounting spotlights

[A] 68-170 Clamp Ø 25mm (1"), 68-171 Clamp Ø 28mm (1 1/8"), 68-172 Clamp Ø 32mm (1 1/4"), 68-173 Clamp Ø 38mm (1 1/2"), [B] 68-195 Clamp Ø 25mm (1"), 68-196 Clamp Ø 32mm (1 1/4"), 68-197 Clamp Ø 38mm (1 1/2")



To mount turnsignals in combination with spotlights refer to page 234 section 90 for adaptor, page 214-217 for spotlights and page 228-235 for turn signals

28 LARGE VISOR ☒

Chrome, for Ø 180mm (7") headlights (1Pc.)

[A] 66-051 Plain, [B] 66-055 Live to Ride

29 MEDIUM VISOR ☒

Chrome, for Ø 140mm (5 1/2") headlights (1Pc.)

[A] 66-053 Plain, [B] 66-057 Live to Ride

30 SMALL VISORS ☒

Chrome, for Ø 115mm (4 1/2") spotlights/ headlights (2Pcs.)

[A] 66-052 Plain

31 SKULL ORNAMENT ☒

Old silver, Adhesive (1Pc.) (visor not included)

66-070 medium

W - 85mm

66-071 large

W - 100mm

32 BAT ORNAMENT ☒

Old silver, Adhesive (1Pc.) (visor not included)

66-074 Small

W - 100mm

66-075 Large

W - 160mm



33 SHOTGUN 2 TAILLIGHT



LED, with license plate light

68-347 Chrome, **68-347B** Black
Ø 45mm, D - 60mm

34 CONTRAST CUT TAILLIGHT



LED, with license plate light

255-155 Black
lampunit
Ø 72mm, D - 32mm
Bracket
W - 178, H - 27,5mm

35 OLD SKOOL TAILLIGHT



LED

68-238 Chrome, **68-239** Black
Ø 60mm, D - 55mm

36 STOP TAILLIGHT



LED, Black

68-224
Ø 60mm, D - 45mm

37 GOTHIC TAILLIGHT



LED

[A] 68-0160 Chrome, ABS, with license plate light
H - 100mm, W - 110mm, D - 25mm

[B] 255-096 Chrome, ABS, without license plate light, **[C] 255-095**
Black, ABS, without license plate light
H - 65mm, W - 75mm, D - 20mm

38 INTERSTATE TAILLIGHT



LED, without license plate light

255-905 Chrome, **255-906** Black
H - 25mm, W - 150mm, D - 30mm

39 MINI TAILLIGHT



LED, without license plate light, M10x1.5 mounting

255-015 Black, **255-016** Chrome
Ø 18mm, D - 8mm


40 BULLET TAILLIGHT



LED, without license plate light, M10 Mounting

255-015012 Black, **255-016013** Chrome,
unit only **255-015** Black, **255-016** Chrome
Ø 18mm, D - 42,5mm





41A



41B



41C



41D



41E



42



43



44



45



46



41 2-IN-1 TAILLIGHT

LED, Taillight, brake and turnsignal in one unit, E-mark (on taillight only) (1Pc.)

Yamaha [A] 682-101 XVS650 Dragstar Classic/ XVS1100 Dragstar Classic/ XVZ1300 Royal Star/ XV1600A Wildstar + Roadstar, [B] 682-100 XVS950A Midnight Star

Suzuki [C] 683-101 C800 Intruder, [D] 683-100 M1800R Intruder

Kawasaki [E] 684-100 VN900 Vulcan/ VN900 Vulcan Classic

42 TECH GLIDE TAILLIGHT

Yamaha 682-307* XV750 Virago/ XV1000 Virago/ XV1100 Virago

43 APOLLO CLASSIC 'ALL IN ONE' TAILLIGHTS

Power-LED, Taillight, brake and turnsignal in one unit (2Pcs.)

254-176** Black, smoked lens
Ø 22mm, D - 40mm

43 APOLLO CLASSIC 'ALL IN ONE' TAILLIGHTS

Power-LED, Taillight, brake and turnsignal in one unit (2Pcs.)

254-177** Chrome, smoked lens
Ø 22mm, D - 40mm

45 ROUND 'ALL IN ONE' TAILLIGHTS

LED, Taillight, brake and turnsignal in one unit (2Pcs.)

254-200 Chrome, **254-201** Black, **254-205** Unit only
Ø 45mm, W - 65mm, D - 70mm

46 MINI 'ALL IN ONE' TAILLIGHTS

Power-LED, Taillight, brake and turnsignal in one unit (2Pcs.)

254-301** Chrome, clear lens, **254-300**** Black, smoke lens,
254-302** Black, clear lens
H - 20mm, W - 42mm, D - 20mm

Note: *Export only, in reach of StVZO forbidden. For some EU countries only E-Marked lighting is legal. Others are for show/track purposes only.

**with plug & play resistance, must be installed



47 FENDER TAILLIGHT



LED, Chrome

[A] 68-0150

H - 55mm, W - 120mm, D - 85mm

[B] 68-0155

H - 50mm, W - 110mm, D - 120mm

48 STRING TAILLIGHT



LED, Adhesive, without license plate light

255-200 Red lens, 255-201 Smoke lens

H - 10mm, W - 130mm, D - 10mm

49 OVAL TAILLIGHT



LED, Black, ABS

68-290

H - 20mm, W - 130mm, D - 25mm

50 LED LIGHT STRIP



Adhesive

[A] *68-630 ± 50 white LED's, [B] *68-631 ± 50 red LED's, *68-632 ± 50 amber LED's

L - 50cm

*68-635 ± 50 white LED's

L - 60cm

[C] *68-640 ± 30 4 color LED's (with remote control)

L - 100cm

51 TOMBSTONE TAILLIGHT



68-2101 Chrome 68-2101B Black

H - 175mm, W - 95mm, D - 85mm

52 LUCAS TAILLIGHT



Chrome

[A] 68-3121 E-mark, [B] 68-313* with Chrome housing and license plate holder, [C] 68-314* with Universal side mount license plate holder

H - 50mm, W - 117mm, D - 50mm

53 SPARTO TAILLIGHT



Aluminum

68-2090 Chrome, 68-2090B Black, 68-209*, Chrome (Without E-mark)

H - 150mm, W - 85mm, D - 100mm

54 CATEYE TAILLIGHT



Chrome

Large [A] 68-3185 E-mark with Chrome housing and license plate holder

H - 65mm, W - 120mm, D - 50mm

Mini [B] 68-333* with license plate holder, [C] 68-337* Double with license plate holder

H - 42mm, W - 68mm, D - 47mm

55 DUAL ROUND TAILLIGHT



68-332* Complete with license plate holder

Lens size: Ø 50mm, D - 25mm



56 TECH GLIDE TAILLIGHT

Chrome, ABS

68-3362 Red lens, **68-3364** Clear lens
H - 40mm, W - 165mm, D - 50mm

Note: For replacement bulbs and lenses page 278

* Export only, in reach of StVZO forbidden. For some EU countries only E-Marked lighting is legal. Others are for show/track purposes only.



57



58



59



60



61A



61B



62



13

ELECTRICAL





63A



63B



64A



64B

57 THRUST TAILLIGHT    

LED, Chrome, ABS

68-225
Ø 60mm, D - 40mm

58 HAWK TAILLIGHT    

68-222 Chrome, **68-222B** Black
Ø 55mm, D - 90mm

59 CATEYE TAILLIGHT    

Chrome

68-319 E-mark
H - 65mm, W - 120mm, D - 50mm

60 SNAKE TAILLIGHT    

Chrome, ABS

68-340
H - 45mm, W - 165mm, D - 73mm

61 OVAL TAILLIGHT    

LED, ABS

[A] 255-977
H - 28mm, W - 110mm, D - 28mm
[B] 68-213
H - 28mm, W - 100mm, D - 35mm

**62 OVAL TAILLIGHT WITH LICENSE
PLATE HOLDER**    

LED, ABS

255-967
H - 28mm, W - 110mm, D - 28 mm

63 LICENSE PLATE LIGHT   

LED, (1Pc.)

[A] *68-475 M6
Ø 17mm, D - 25mm
[B] 68-478 Chrome, E-mark, M6 mounting, **68-479** Black, E-mark, M6
mounting
Ø 12mm, D - 15mm

64 LICENSE PLATE LIGHT    

LED (1Pc.), Billet Aluminum

[A] 68-472 Hydro Polished, **68-471** Hydro Black
H - 25mm, W - 58mm, D - 30mm
[B] 68-474 Nitro Polished, **68-473** Nitro Black
H - 24mm, W - 56mm, D - 30mm

Note: For replacement bulbs and lenses, check page 278, fitment guide for replacement bulbs and lenses

* Export only, in reach of StVZO forbidden. For some EU countries only E-Marked lighting is legal. Others are for show/track purposes only.

65



66



67



68



69



70A



70B



70C



71



72



73



13

ELECTRICAL



65 APOLLO CLASSIC 'ALL IN ONE' TAILLIGHTS

LED, E-mark, M10 mounting (2Pcs.)

254-176* Black, smoked lens
 Ø 22mm, D - 40mm

66 APOLLO CLASSIC 'ALL IN ONE' TAILLIGHTS

LED, E-mark, M10 mounting (2Pcs.)

254-177* Chrome, smoked lens
 Ø 22mm, D - 40mm

67 MINI 'ALL IN ONE' TURNSIGNALS

Power-LED, E-mark, M10 mounting (2Pcs.)

Turnsignals with taillight

254-301** Chrome Clear lens, 254-300** Black Smoke lens,
 254-302** Black Clear lens

Turnsignals only

204-301** Chrome Clear lens, 204-300** Black Smoke lens,
 204-302** Black Clear lens
 H - 20mm, W - 42mm, D - 20mm

68 ROUND 'ALL IN ONE' TURNSIGNALS

LED, E-mark, M10 mounting (2Pcs.)

Turnsignals with taillight

254-201 Black
 Turnsignals only
 203-201 Black
 Ø 50mm, D - 70mm

69 ROUND 'ALL IN ONE' TURNSIGNALS

LED, E-mark, M10 mounting (2Pcs.)

Turnsignals with taillight

254-200 Chrome
 Turnsignals only
 203-200 Chrome
 Ø 50mm, D - 70mm

70 APOLLO BULLET TURNSIGNALS

LED, E-mark, M8 mounting (2Pcs.)

Turnsignals with taillight

[A] 254-171 Black
 Turnsignals with front position light
 [B] 204-173 Black
 Turnsignals only
 [C] 204-171 Black
 Ø 22mm, W - 34mm, D - 40mm

71 TECHNO TURNSIGNAL

LED, M10 mounting (1Pc.)

68-9252 Chrome, 68-9253 Black
 Ø 38mm, D - 70mm

72 TECHNO 2 TURNSIGNALS

LED, M8 mounting (1Pc.)

68-9255 Chrome, 68-9256 Black
 Ø 38mm, D - 68mm

73 TECHNO 3 TURNSIGNAL

LED, M8 mounting (1Pc.)

68-5010 Chrome
 Ø 31mm, D - 97mm

* with plug & play resistance, must be installed

74



74 MINI TURN SIGNALS ☒ ☑ ⓔ

LED, E-mark, M10 mounting (2Pcs.)

203-215 Black, clear lens **203-216** Chrome, clear lens
Ø 18mm, D - 8mm

75 BULLET SHORT TURN SIGNALS ☒ ☑ ⓔ

LED, E-mark, M10 mounting (2Pcs.)

203-215012 Black, clear lens **203-216013** Chrome, clear lens
Ø 18mm, W - 32mm D - 42mm

76 LONG BULLET TURN SIGNALS ☒ ☑ ⓔ

LED, E-mark, M10 mounting (2Pcs.)

203-217 Black, clear lens, **203-218** Chrome, clear lens
Ø 18mm, W - 37mm, D - 63mm

77 MICRO BULLET TURN SIGNALS ☒ ☑ ⓔ

LED, E-mark, M10 mounting (2Pcs.)

203-118 Black, smoked lens, **203-119** Chrome, clear lens
Ø 27mm, W - 54mm, D - 75mm

78 STREAM TURN SIGNALS ☒ ☑ ⓔ

LED, M8 mounting (2Pcs.)

68-676 Chrome
H - 30mm, W - 30mm, D - 60mm

79 GOTHIC TURN SIGNALS ☒ ☑ ⓔ

LED, M8 mounting (2Pcs.)

68-672 Chrome,
H - 40mm, W - 60mm, D - 45mm

80 HIGH POWER TURN SIGNALS ☒ ☑ ⓔ

Power-LED, M8 mounting (2Pcs.)

68-9250** Chrome
H - 21mm, W - 60mm, D - 28mm

75



76



77



78



79



80





81 SPACE TURNSIGNALS ☒ ☑ ⓔ

LED, M8 mounting (2Pcs.)

68-575 Silver Anodized
H - 30mm, W - 95mm, D - 35mm

82 STRUNK TURNSIGNAL SET ☒ ☑ ⓔ

Power-LED, M8 mounting (2Pcs.)

68-9296* Chrome, **68-9297*** Black
H - 22mm, W - 70mm, D - 25mm

83 LED TRIANGLE TURNSIGNALS ☒ ☑ ⓔ

LED, M10 mounting (2Pcs.)

Long stem 68-563 Chrome
H - 27mm, W - 47mm, D - 30mm

84 SEE THROUGH TURNSIGNALS ☒ ☑ ⓔ

LED, M8 mounting (2Pcs.)

68-7030 Chrome, **68-7031** Black
H - 30mm, W - 70mm, D - 20mm

85 ARROW TURNSIGNALS ☒ ☑ ⓔ

LED, M10 mounting (2Pcs.)

68-9282 Carbon look LED
H - 40mm, W - 52mm, D - 30mm

86 SHARK TURNSIGNALS ☒ ☑ ⓔ

LED, M10 mounting (2Pcs.)

Short stem 68-9290 Chrome
H - 30mm, W - 60mm, D - 27mm
Long stem 68-9291 Chrome, **68-9293** Black
H - 30mm, W - 60mm, D - 27mm

87 HEXAGON TURNSIGNALS ☒ ☑ ⓔ

LED, M10 mounting (2Pcs.)

Short stem 68-9270 Chrome, **68-9271** Black, **68-9272** Carbon look
H - 30mm, W - 40mm, D - 40mm
Long stem 68-9273 Chrome, **68-9274** Black, **68-9275** Carbon look
H - 30mm, W - 40mm, D - 40mm

88 SPEED TURNSIGNALS ☒ ☑ ⓔ

LED, M8 mounting (2Pcs.)


68-595 Short stem Chrome, **68-596** Long stem Chrome
H - 30mm, W - 70mm, D - 45mm

89 BLADE TURNSIGNALS ☒ ☑ ⓔ

LED, M8 mounting (2Pcs.)

68-687 Chrome
H - 10mm, W - 75mm, D - 20mm

* with plug & play resistance, must be installed



90 H-D STYLE TURN SIGNAL

12V 21W (1Pc.)

[A] 68-7011 Chrome, 5/16" UNC

68-7011B Black with smoked lens, 5/16" UNC

[B] 68-7012 Chrome, M10 mounting

68-7012B Black with smoked lens, M10 mounting
Ø 60mm, D - 80mm

Additional part: [C] 68-101 Adaptor kit for H-D turnsignals and spotlights with 3/8" mounting (2Pcs.), 68-1011 Adaptor kit for turnsignals 68-7011 and spotlights with 3/8" mounting (2Pcs.), 68-102 Adaptor kit for H-D turnsignals and spotlights with M10 mounting (2Pcs.), 68-1021 Adaptor kit for turnsignals (2Pcs.), 68-7011 and spotlights with M10 mounting (2Pcs.)

91 TECH GLIDE 2 TURN SIGNALS

M10 mounting 12V 21W (2Pcs.)

Short stem 203-335 Chrome

Ø 40mm, D - 47mm

Long stem [A] 203-339 Chrome, [A] 203-316 Black

Ø 40mm, D - 47mm

92 TECH GLIDE TURN SIGNAL

Chrome, M10 mounting 12V 21W

[A] 68-7009 Large Grooved (1Pc.), [B] 68-7010 Large Smooth (1Pc.)

Ø 60mm, D - 87mm

[C] 68-7001 Small Smooth (2Pcs.), [D] 68-7002 Small Grooved (2Pcs.)

Ø 38mm, D - 62mm

Replacement part 68-70021 Lens for turnsignal Tech Glide Small White

93 BULLET LIGHT

Chrome, M8 mounting (1Pc.)

[A] 68-5009* Tech glide 12V 23W

Ø 30mm, D - 75mm

[B] 68-4971* Long stem with Amber lens 12V 21W, [C] 68-4991* Short

stem with Amber lens 12V 10W, 68-4992* Short stem with Red lens 12V

10W, M8 mounting

Ø 57mm, D - 77mm

Replacement part 68-513* Lens for bullet light white, use for section [B] and [C]

94 BULLET LIGHTS

M8 mounting 12V 21W (2Pcs.)

68-5001* Chrome

68-5001B* Black

Ø 50mm, D - 74mm

Replacement part 68-536* Lens for bullet light Red (1Pc.)

95 CATEYE TURN SIGNALS

M10 mounting

Mini 12V 23W (2Pcs.) E-mark

68-50910 Chrome, 68-50920 Black

H - 30mm, W - 37mm, D - 35mm

Medium 12V 23W (2Pcs.)

68-5061* Chrome, 68-5062* Black

H - 28mm, W - 47mm, D - 38mm

Large 12V 10W (1Pc.) E-mark

68-5070 Chrome, 68-5071 Black

H - 43mm, W - 57mm, D - 53mm

96 HEXAGON TURN SIGNALS

M8 mounting 12V 21W (2Pcs.)

68-7024 Black

H - 28mm, W - 36mm, D - 38mm

97 POWERCAPS

Power-LED, M6 mounting

Powercaps [A] 68-485* with Amber lens (2Pcs.), 68-486* with Red lens (2Pcs.)

Ø 19mm, D - 25mm

98 HANDLEBAR TURN SIGNALS

For Ø 22mm (7/8") and Ø 25mm (1") handlebars (2Pcs.)

Eyeball [A] 68-255* Chrome 12V 10W for Ø 22mm (7/8") handlebars (2Pcs.),

68-256* Chrome 12V 10W for Ø 25mm (1") handlebars

Ø 56mm, D - 50mm

Diamond [B] 68-2580 Chrome, 12V 21W E-MARK

Ø 35mm, D - 61mm

99 OVAL TURN SIGNALS

Chrome (2Pcs.)

68-607* for Ø 22mm (7/8")

H - 25mm, W - 70mm

100 TURN SIGNAL CLAMP SETS

Chrome, for turnsignals with M8 or M10 (1.25) (2Pcs.)

[A] 68-620 for Ø 39mm front forks, [A] 68-622 for Ø 41mm front forks,

[B] 68-626 for Ø 41mm front forks

Note: For replacement bulbs and lenses, check page 278, fitment guide for replacement bulbs and lenses

* Export only, in reach of StVZO forbidden. For some EU countries only E-Marked lighting is legal. Others are for show/track purposes only.

90A



90B



90C







13

ELECTRICAL





101 HORN ☒

Chrome, with mounting bracket

[A] 69-122 Plain Ø 65mm, [B] 69-125 Slotted Ø 100mm, [C] 69-128 Old Skool Ø 135mm
[D] 69-123 With slotted cover Ø 95mm

102 HORN COVER ☒

69-133 Gothic Chrome, ABS for Ø 82mm and Ø 89mm horns

103 ON/OFF SWITCH ☒ ☑

Chrome, includes relay for Ø 25mm (1") handlebars

69-295

104 12V PLUG ☒ ☑

For Ø 22mm (7/8") and Ø 25mm (1") handlebars

[A] 69-300 12V plug, [B] 69-301 12V Double-USB plug 120cm cable, [C] 69-302 12V USB plug

105 ADAPTOR CABLE ☒

OEM connector to separate plugs

Honda 68-003 All models '04>up, 68-004 All models <'03

Yamaha [A] 68-005 All models

Suzuki [A] 68-005 with Mushroom shaped plug, [B] 68-006 with Square plug

Kawasaki 68-004 All models

106 TURNSIGNAL RELAY ☒ ☑

Relay for LED

Honda 68-2525 Replaces all OEM 2-wire relays, 681-2526 Replaces all OEM 4-wire relays

Yamaha 68-2525 Replaces all OEM 2-wire relays

Suzuki 68-2525 Replaces all OEM 2-wire relays, 683-2525 Replaces all OEM 7-wire relays

Kawasaki 68-2525 Replaces all OEM 2-wire relays

Relay for bulbs <21W

Multi-fit 68-2541 variable load, 2-pole

107 RESISTANCE ☒

Minimum 2Pcs. required

[A] 68-090 Resistance for <21W bulbs, [B] 68-091 Resistance for LED

108 PUSH BUTTON ☒

(1Pc.)

[A] 69-290 Stainless, [B] 69-291 Aluminium Black

109A



109B



109C



109D



110A



110B



110C



111



112A



112B



109 TACHO'S

Electronical, with mounting bracket

[A] 67-124 Digital face, for electronical ignition only

Ø 48mm

[B] 67-119* Black face **67-801** Black face Blue LED, electronical ignition only

Ø 60mm

[C] 67-400* Black face, Blue LED Smoke glass, **[D] 67-405*** White face 7 color LED Clear glass

Ø 52mm

* Note: For motorcycles with points ignition that use 1 coil for 2-cylinders (2-cylinders minimum, 1000RPM = 16.6HZ)

110 SPEEDO'S

Mechanical, with mounting bracket,

[A] 67-116 Black face KM/H ratio 2:1, **[B] 67-118** White face KM/H ratio 2:1 (with indicator lights)

[C] 67-850 White face Blue LED KM/H ratio 2:1

Ø 60mm

111 CABLE EXTENSION


For speedo & tacho

67-040 Extends 150mm (6"), **67-041** Extends 200mm (8"), **67-042** Extends 250mm (10")

112 HANDLEBAR SWITCH

[A] 240-011 Handle-bar switch ATV left, **[B] 240-012** Handle-bar switch ATV right





ASSEMBLY

SADDLE

ZADLEK SELLES

SELLE CHENAIL

1 OLD SKOOL SEATS

Solo seat

[A] 53-180 Small Plain, TEK leather **[B] 53-183** Small Flame, TEK leather **[C] 53-1805** Small Brown, TEK leather **[D] 53-184** Small with Stitch pattern TEK leather, **[E] 53-193** Small Tuck and Roll, Genuine leather, **[F] 53-191** Small Brown, Genuine vintage leather
L - 320mm, W - 250mm

[G] 53-181 Large Plain, TEK leather **[H] 53-192** Large Low profile, Genuine leather
L - 300mm, W - 340mm

Additional parts **[I] 53-201*** Solo seat spring 7,5cm (3") high (1Pc.), **[J] 53-202*** Solo seat spring 12,5cm (5") high (1Pc.), **[K] 53-205** Spring set, 6cm (2 1/2") high (2Pcs.), **[L] 53-203** Solo seat front bracket (1Pc.)

* Note: 1 Solo seat needs 2 springs and 1 front bracket

1B



1C



1A



1D





14
SADDLE

2A



2B



2C



2D



2E



2F



2 Included mounting hardware



14

SADDLE

2 BOBBER SEATS

Solo seats with mounting hardware

Type 1

[A] C53-171B Black/diamond white stitch
[B] C53-171VB Vintage brown/diamond black stitch
L - 330mm, W - 275mm, H - 70mm

Type 2

[C] C53-172B Black/diamond white stitch
[D] C53-172VB Vintage brown/diamond black stitch
L - 300mm, W - 265mm, H - 75mm

Type 3

[E] C53-173B Black/straight white stitch
[F] C53-173VB Vintage brown/diamond black stitch
L - 410mm, W - 290mm, H - 105mm

3 PASSENGER SEAT

Multi-fit, TEK Leather with suction cups (lick & stick)

53-185 Passenger seat

L - 235mm, W - 150mm

4 SISSYBAR

Multi-fit, Chrome

52-750 Sissybar

H - 450mm, W - 270mm

52-800 Cushion for universal sissybar (52-750)

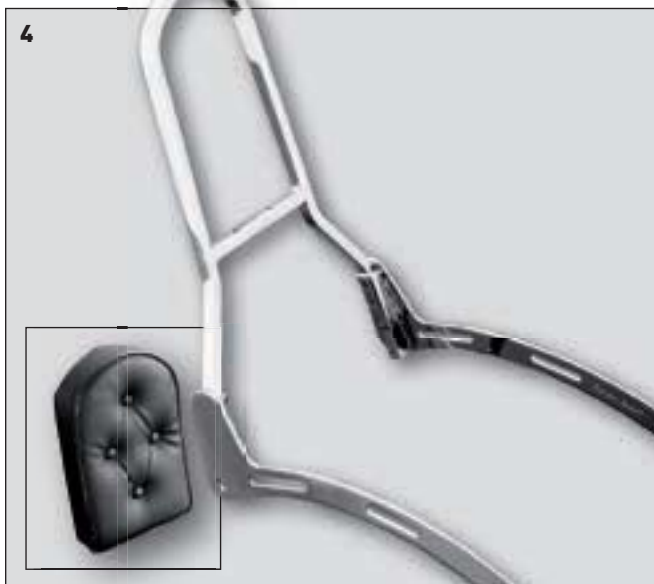
H - 245mm, W - 165mm

5 CUSHION FOR SISSYBAR

Multi-fit, TEK Leather

52-801 Cushion for sissybar, round

52-802 Cushion for sissybar, square



BAGGAGES LUGGAGE

TRANSPORTBAGGAGE
BAGGAGE
PACHTASCHEN UND ZUBEHÖR

1 FLAME SADDLEBAG SET ☒

TEK leather with lock (1Set)

02-2804

H - 28cm, L - 50cm, D - 19cm

2 TOURER SADDLEBAG SET ☒

TEK leather studded with lock (1Set)

02-2802

H - 28cm, L - 50cm, D - 19cm

3 SADDLEBAG SET ☒

TEK leather (1Set)

02-2661 Studded, 02-2665 Studded, with lock

H - 36cm, L - 58cm, D - 20cm

4 SIDECASES ☒

Hardcase set, complete with taillights and lock (1Set)

[A] 02-2900* Sidecase set, glossy black with taillights 12V21/5W

H - 37cm, L - 57cm, D - 25cm

[B] 02-2905* Sidecase set, glossy black with taillights 21W,

H - 30cm, L - 40cm, D - 15cm

* Note: maximum load = 6kg, for brackets and mounting hardware check section 14 page 250-253

1



2



15

LUGGAGE



5 SADDLEBAGS ☒

Saddlebags in Classic Highway Hawk designs (1Set)

Dallas Bags [A] 02-2600* Real leather plain
H - 30cm, L - 39cm, D - 15cm

Houston Bags [B] 02-2610* Real leather plain, **02-2611*** Real leather with studs, **02-2612** TEK leather plain, **02-2613** TEK leather with studs
H - 26cm, L - 36cm, D - 14cm

Indiana Bags [C] 02-2620* Real leather plain
H - 30cm, L - 50cm, D - 16cm

Colorado Bags [D] 02-2630* Real leather plain, **02-2632** TEK leather plain
H - 34cm, L - 48cm, D - 14cm

Chicago bags [E] 02-2606 TEK leather plain
H - 29cm, L - 33cm, D - 15cm

Florida bags [F] 02-2616 TEK leather plain
H - 29cm, L - 45cm, D - 20cm

Las Vegas bags [G] 02-2626 TEK leather plain
H - 26cm, L - 41cm, D - 15cm

Slim-line bags [H] 02-2695 TEK leather plain
H - 32cm, L - 24cm, D - 12cm

* Note: Real leather bags, complete with leather maintenance kit

6 TOOLROLL

Leather (1Pc.)

02-331 Real leather
Ø 10,5cm, W - 29cm

5B



5A



5C







7



8A+B+C



15

LUGGAGE



7 ORLANDO SUITCASES ☒

02-2650 Real leather, plain, **02-2651** Real leather, studded, **02-2652** TEK leather, plain, **02-2653** TEK leather, studded
H - 24cm, L - 40cm, D - 28cm

8 MEMPHIS SUITCASES ☒

The Memphis bag is designed to carry a lot of luggage. The back has a slight angle to fit perfectly against the back of your sissybar.

Small [A] 02-2820 TEK leather, plain, **[B] 02-2821** TEK leather, studded, **[C] 02-2822** TEK leather, Flame
H - 33cm, L - 41cm, D - 35cm

Medium [D] 02-2830 TEK leather, plain, **[E] 02-2831** TEK leather, studded, **[F] 02-2832** TEK leather, Flame
H - 33cm, L - 50cm, D - 35cm

Large [G] 02-2810 TEK leather, plain, **[H] 02-2811** TEK leather, studded, **[I] 02-2812** TEK leather, Flame
H - 33cm, L - 58cm, D - 35cm

8D+E+F



8G+H+I





15

LUGGAGE

9A



9B



9A+B



10



9 SADDLEBAG SUPPORT KIT

Multi-fit for rigid mounting (1Set)

Choose the following components applicable for your bike and saddlebags.

Carriers

For small to medium bags up to 12,5 liters

[A] 66-025AB Multi-fit support bracket, max. mounting distance up to 285mm x H - 165mm,

For medium to big bags from 12,5 liters and more

[A] 66-025AB support bracket + [B] 66-026AB carrier bracket

Mounting kits

For model specific mounting kits check fitment guide page 260-264

Note: Max load 6 kg

10 SADDLEBAG SUPPORT KIT

Multi-fit for throw-over saddlebags (1 set)

66-030 Complete with M6, M8 and M10 Mounting hardware

11 GRAB & GO

LTDR0-1050 Multi-fit for quick removal of the saddlebags only (support kit remains mounted). Can be combined with saddlebag support kit from section 9 (4 Pcs.)

12 QUICK RELEASE SYSTEM

Black, coated, for most Highway Hawk saddlebags support kits, complete with lock (1Set) (saddlebag not included)

66-025 Universal, with M6, M8, M10 and 3/8-16" hardware

13 SADDLEBAG CLIPS

02-210 Clips for saddlebags (4Pcs.)

14 INNER BAG SET

Heavy duty nylon inner bag set for saddlebag sets (2Pcs.)

[A] 02-240 For Straight saddlebags

H - 28cm, L - 35cm, D - 13cm

[B] 02-241 For Angle style saddlebags

H - 20cm, L - 40cm, D - 13cm

11



12



13



14A+B



15

LUGGAGE

FITMENT GUIDE

FITMENT GUIDE

A [GENERAL PICTURE]



B [GENERAL PICTURE]



C [GENERAL PICTURE]




FITMENT GUIDE

| | [A] MOUNTING KITS FOR 66-025AB/66-026AB | SADDLEBAG SUPPORT | | [D] MOUNTING BRACKETS FOR SWING-ARMBAGS/FRAMEBAGS | TURNSIGNAL RELOCATION KIT | [I] TURNSIGNAL ADAPTOR KIT L - 15MM |
|--|---|------------------------|------------------------|---|---------------------------|-------------------------------------|
| | | [B] THROW-OVER SUPPORT | [C] SADDLEBAG CARRIERS | | | |
| Harley-Davidson | | | | | | |
| Sportster | | | | | | |
| All XL models '91 - '03 | 66-0253 | *667-021 | | | [H] LCSEO-1068 | LCSEO-1070 |
| All XL models '04 - '13 | 66-0253 | 667-021 | | LTDR7-7508 (for LZAD2-2021H) | [H] LCSEO-1068 | LCSEO-1070 |
| All XL models '14 - up | 66-0253 | 667-021 | | LTDR7-7509 (for LZAD2-2021H) | [H] LCSEO-1068 | LCSEO-1070 |
| Dyna | | | | | | |
| All models '96 - up (Except FXDF Fatbob '08/ FXDWG Wide Glide '06 - '08) | 66-0253 | *667-025 | [E] LTDR0-7507L/R | **LTDR7-7507 | [G] LCSEO-1069 | LCSEO-1070 |
| FXDF Fatbob '08 - up | 66-0253 | 667-020 | Detachable Lockset | **LTDR7-7507 | [G] LCSEO-1069 | LCSEO-1070 |
| FXDWG Wide Glide '06 - '08 | 66-0253 | 667-020 | [F] LTDR0-7507L-A/R-A | **LTDR7-7507 | [G] LCSEO-1069 | LCSEO-1070 |
| Softail | | | | | | |
| FLSTC Heritage '86 - up | 66-0253 | 667-023 | | | | LCSEO-1070 |
| FLSTF Fatboy '86 - '06 | 66-0253 | 667-023 | | | | LCSEO-1070 |
| FLSTN Deluxe '00 - '06 | 66-0253 | 667-023 | | | | LCSEO-1070 |
| FLSTS Heritage Springer '86 - '99 | 66-0253 | 667-023 | | | | LCSEO-1070 |
| FXSTB Nighttrain '00 - '05 | 66-0253 | 667-023 | | | | LCSEO-1070 |
| FXSTC Custom '84 - '99 | 66-0253 | 667-023 | | | | LCSEO-1070 |
| FXSTS Springer '84 - '05 | 66-0253 | 667-023 | | | | LCSEO-1070 |
| FLSTF Fatboy '07 - up | 66-0253 | 667-022 | | | | LCSEO-1070 |
| FLSTSB Cross Bones | 66-0253 | 667-022 | | | | LCSEO-1070 |
| FXST Standaard '06 - up | 66-0253 | 667-022 | | | | LCSEO-1070 |
| FXSTB Nighttrain '06 - '09 | 66-0253 | 667-022 | | | | LCSEO-1070 |
| FXSTC Custom '07 - up | 66-0253 | 667-022 | | | | LCSEO-1070 |

* Requires turn signal relocation. Relocation kit: 667-039 or LCSEO-1068

** Requires removal of passenger pegs



| | [A] MOUNTING KITS FOR 66-025AB/66-026AB | SADDLEBAG SUPPORT | | [D] MOUNTING BRACKETS FOR SWINGARMBAGS/ FRAMEBAGS |
|---|--|-------------------------------|-------------------------------|--|
| | | [B] THROW-OVER SUPPORT | [C] SADDLEBAG CARRIERS | |
| Honda | | | | |
| Rebel CM125/CMX250 | | | LTDR0-1001 | |
| VT125 Shadow '99 - '06 | 66-0252 | 661-031 | | |
| VLX / VT600CD to - '99 | | 661-024 | | |
| VT750C2 Ace '97 - '02 | 66-0251 | 661-028 | | |
| VT750DC Spirit '07 - up | 66-0251 | 661-036 | LTDR0-2041 | |
| VT750C Shadow '04 - up | 66-0251 | 661-035 | | |
| VT750S/RS '10 > up | 66-0251 | 661-038 | | |
| VT750C2B Black Spirit/ Phantom '10 - up | 66-0251 | 661-036 | LTDR0-2041 | |
| VT1300CX Fury '12 - up | 66-0252 + 661-1300A | 661-037 + 661-1300A | | LTDR7-2043 |
| VTX1300C | 66-0251 | | LTDR0-2040 | |
| VTX1800C | 66-0251 | | | |
| VTX1300R/S | 66-0252 | 661-034 | LTDR0-2040 | |
| VTX1800R/S | 66-0252 | 661-034 | LTDR0-2040 | |
| VTX1800S | 66-0252 | 661-034 | LTDR0-2022 | |
| VTX1800 Rune | | | LTDR0-2039 | |
| Indian | | | | |
| Chief | 698-025A | | | |

FITMENT GUIDE CONTINUES ON NEXT PAGE



15

LUGGAGE

| | [A] MOUNTING KITS FOR 66-025AB/ 66-026AB | SADDLEBAG SUPPORT | | [D] MOUNTING BRACKETS FOR SWINGARMBAGS/ FRAMEBAGS |
|--|--|---------------------------|---------------------------|--|
| | | [B] THROW-OVER SUPPORT | [C] SADDLEBAG CARRIERS | |
| Kawasaki | | | | |
| EN650 Vulcan S '14 - up | *66-0251 | | | |
| W650 - W800 | | | LTDR0-3035 | |
| VN800 Vulcan Custom/Classic | 66-0252 | 664-022 | LTDR0-1004 | |
| VN900 Vulcan Custom/ Classic | 66-0252 | 664-031 | | |
| VN1500 Vulcan Classic '96 - '02 | 66-0252 | | | |
| VN1600 Vulcan Classic | 66-0252 | | | |
| VN1700 Vulcan Classic | 66-0252 | | | |
| VN2000 Vulcan Custom/Classic | 66-0252 | | | |
| VN1500/1600 Mean streak | 66-0252 | | | |
| Suzuki | | | | |
| VZ125/250 Marauder | | | LTDR0-1022 | |
| LS 650 Savage | | 663-027 | | |
| VS600/7/750/800 Intruder/Boulevard (S50) | | 663-025 | | |
| VZ800 Marauder '96 - '04 | 66-0252 | 663-028 | | |
| C800 Intruder/Boulevard (C50) '05 - up | 66-0252 | 663-029 | | |
| VL800 Volusia < '05 | 66-0252 | 663-029 | | |
| M800 intruder/Boulevard (M50) to - '09 | 66-0252 | 663-029 | LTDR0-4033 | |
| M800 intruder/Boulevard (M50) '10 - up | 66-0252 | 663-033 | | |
| VS1400 Intruder/Boulevard(S83) | | 663-025 | | |
| C/VL 1500 Intruder/Boulevard (C90) to - '09 | 66-0252 | 663-026 | | |
| VZ 1600 Marauder | 66-0252 | | | |
| M1500 Intruder/Boulevard (M90) '09 - up | 66-0252 | 663-032 | | |
| C1800 Intruder/Boulevard (C109R) '08 - up | 66-0251 | 663-031 | | LTDR7-4036 |
| M1800R Intruder/Boulevard (M109R/2) '06 - up | 66-0252 | 663-030 | LTDR0-4035 | |
| Victory | | | | |
| Vegas/ Vegas 8-ball | 66-0252 | 669-030 | | |
| High-Ball | 66-0252 | 669-030 | | |
| Judge | 66-0252 | 669-030 | | |
| Boardwalk | 66-0252 | 669-030 | | |
| Yamaha | | | | |
| XVS125 Dragstar | 66-0252 | 662-027 | | |
| XV535 Virago '90 - '99 | | 662-020 | | |
| XV750-1000-1100 Virago | | 662-025 | | |
| XVS650 Dragstar/V-star Custom | 66-0252 | 662-024 | | |
| XVS650A Dragstar/V-star Classic | 66-0252 | 662-026 | | |
| XV950 Bolt | **66-0252 | | | |
| XVS950A Midnight star/V-star | 66-0252 | 662-033 | LTDR0-5044 | LTDR7-5044 |
| XVS1100 Dragstar/V-star Custom | 66-0252 | 662-027 | | |
| XVS1100A Dragstar/V-star Classic | 66-0252 | 662-028 | | |
| XVS1300C Custom/Stryker | 66-0252 | | | |
| XVS1300A Midnight star/V-Star | 66-0252 | 662-031 | | LTDR7-5043 |
| XV1600A Wildstar/Roadstar | 66-0252 | 662-028 | | |
| XV1900A Midnight star/Roadliner | 66-0252 | | LTDR0-5042 | |
| Triumph | | | | |
| Thunderbird | 66-0251 | 666-020 | LTDR0-8305 | |

*Can only be mounted in combination with sissybar. See page 70-73 section 15-16-17

** Requires turn signal relocation (relocation kit 662-039)

REAL LEATHER LEDRIE HANDMADE DUTCH CRAFTSMANSHIP



1 THROW OVER SADDLEBAGS

Throw over saddlebag are easy to install by hanging them over the fender. To be combined with bike specific or universal saddlebag supports

THROW OVER SADDLEBAGS

| Partnr | Name | Color | Size |
|----------------|-------------------------------|-------|-------------------------------|
| [A] LZAD2-1014 | Saddlebag Set Throw Over | Black | H - 30, W - 29, D - 11 (10l) |
| [B] LZAD2-1016 | Saddlebag Set Throw Over | Black | H - 26, W - 25, D - 10 (6,5l) |
| [C] LZAD2-1073 | Saddlebag Set "Postman" small | Black | H - 35, W - 39, D - 13 (16l) |

Note: For saddlebag supports and mounting hardware check chapter 16 page 250-253

2 RIGID MOUNTED SADDLEBAGS

These saddlebag sets have a reinforced back plate so they can be mounted on the fender struts directly or with a saddlebag support.

RIGID MOUNTED SADDLEBAGS

| Partnr | Name | Color | Size |
|-----------------|-----------------------------|-------|------------------------------|
| [A] LZAD2-1018 | Saddlebag Set Rigid | Black | H - 27, W - 43, D - 16 (19l) |
| [B] LZAD2-1027 | Saddlebag Set Rigid | Black | H - 27, W - 51, D - 17 (23l) |
| [C] LZAD2-1037 | Saddlebag Set Rigid | Black | H - 32, W - 56, D - 18 (32l) |
| [D] LZAD2-1037N | Saddlebag Set Rigid Studded | Black | H - 32, W - 56, D - 18 (32l) |
| [E] LZAD2-1040 | Saddlebag Set Rigid | Black | H - 30, W - 52, D - 18 (28l) |
| [F] LZAD2-1041 | Saddlebag Set Rigid | Black | H - 25, W - 48, D - 16 (20l) |
| [G] LZAD2-1043 | Saddlebag Set Rigid | Black | H - 33, W - 62, D - 25 (50l) |
| [H] LZAD2-1057 | Saddlebag Set Rigid | Black | H - 27, W - 53, D - 18 (26l) |
| [I] LZAD2-1059 | Saddlebag Set Rigid | Black | H - 32, W - 56, D - 18 (32l) |
| [J] LZAD2-1063 | Saddlebag Set Rigid | Black | H - 32, W - 56, D - 18 (32l) |
| [K] LZAD2-1071 | Saddlebag Set Rigid | Black | H - 27, W - 53, D - 18 (26l) |
| [L] LZAD2-2030 | Saddlebag Set Rigid | Black | H - 30, W - 45, D - 17 (20l) |

Note: For saddlebag supports and mounting hardware check chapter 16 page 250-253





3A



3B



3C



3D



3E



3F



3G




3H



3I



3J



3K



4L



4M





3 SINGLE SIDED SADDLEBAGS

These single saddlebag have a reinforced backplate so they can be mounted on the fender struts directly or with a saddlebag support.

Real dutch craftsmanship with 30 years of experience in motorcycle bags. Only real Leather is used in these handmade products. Ledrie bags have reinforced linings to keep the shape maintained.

SINGLE SIDED SADDLEBAGS

| Partnr | Name | Color | Size | Fitment side |
|----------------|-------------------------------------|-------|---------------------------------|---------------|
| [A] LZAD2-1084 | Saddlebag one-side "Postman" small | Black | H - 35, W - 39, D - 13 (16l) | left or right |
| [B] LZAD2-1086 | Saddlebag one-side "Postman" small | Brown | H - 35, W - 39, D - 13 (16l) | left or right |
| [C] LZAD2-1072 | Saddlebag one-side "Postman" medium | Black | H - 41, W - 41, D - 18 (30l) | left or right |
| [D] LZAD2-2025 | Saddlebag one-side "Postman" medium | Black | H - 41, W - 41, D - 18 (30l) | left or right |
| [E] LZAD2-2026 | Saddlebag one-side "Postman" medium | Brown | H - 41, W - 41, D - 18 (30l) | left or right |
| [F] LZAD2-2027 | Saddlebag one-side "Postman" large | Black | H - 41, W - 41, D - 22 (37l) | left or right |
| [G] LZAD2-2028 | Saddlebag one-side "Postman" large | Brown | H - 41, W - 41, D - 22 (37l) | left or right |
| [H] LZAD2-1096 | Saddlebag one-side | Black | H - 30, W - 30, D - 12 (11l) | left |
| [H] LZAD2-1097 | Saddlebag one-side | Black | H - 30, W - 30, D - 12 (11l) | right |
| [I] LZAD2-1098 | Saddlebag one-side | Brown | H - 30, W - 30, D - 12 (11l) | left |
| [I] LZAD2-1099 | Saddlebag one-side | Brown | H - 30, W - 30, D - 12 (11l) | right |
| [J] LZAD2-1079 | Saddlebag one-side | Black | H - 24, W - 39, D - 14 (8l) | left |
| [J] LZAD2-1080 | Saddlebag one-side | Black | H - 24, W - 39, D - 14 (8l) | right |
| [K] LZAD2-1085 | Single Sided large saddlebag Dyna | Black | H - 42, W - 48, D - 10 (20l) | left |
| [L] LZAD2-1087 | Saddlebag | Black | H - 25, W - 30/18, D - 12, (7l) | left |
| [M] LZAD2-1088 | Saddlebag | Brown | H - 25, W - 30/18, D - 12, (7l) | right |

Note: For saddlebag supports and mounting hardware check Fitment guide page 250-253

4 SWINGARM BAGS

These bags are designed to be mounted on a triangular swingarm while maintaining the clean look of your motorbike.


| SWINGARM BAGS | | | | |
|------------------|---|-------|--------------------------------|--------------|
| Partnr | Name | Color | Size | Fitment side |
| [A] LZAD2-1075 | Swingarm Bag | Black | H - 35/15, W - 26, D - 14 (9L) | left |
| [B] LZAD2-1075H* | Swingarm Bag with bottleholder | Black | H - 35/15, W - 26, D - 14 (9L) | left |
| [C] LZAD2-1077 | Swingarm Bag | Black | H - 35/15, W - 26, D - 14 (9L) | left |
| [D] LZAD2-1077H* | Swingarm Bag with bottleholder | Black | H - 35/15, W - 26, D - 14 (9L) | left |
| [E] LZAD2-1089 | Swingarm Bag | Brown | H - 35/15, W - 26, D - 14 (9L) | left |
| [F] LZAD2-2001 | Swingarm Bag | Black | H - 35/15, W - 26, D - 14 (9L) | left |
| [G] LZAD2-2005 | Swingarm Bag narrow | Black | H - 35/15, W - 26, D - 9 (6L) | left |
| [H] LZAD2-2005H* | Swingarm Bag narrow with bottleholder | Black | H - 35/15, W - 26, D - 9 (6L) | left |
| [I] LZAD2-2009 | Swingarm Bag narrow | Brown | H - 35/15, W - 26, D - 9 (6L) | left |
| [J] LZAD2-2012 | Swingarm Bag Straight | Black | H - 30, W - 25, D - 10 (7,5L) | left |
| [K] LZAD2-2013 | Swingarm Bag Straight | Brown | H - 30, W - 25, D - 10 (7,5L) | left |
| [L] LZAD2-2020 | Framebag XL Sportster Black | Black | H - 34/24, W - 44, D - 14 | left |
| [M] LZAD2-2014 | Swingarm Bag Straight Smart Softail Black | Black | H -33, W -25, D - 13 (10L) | left |
| [N] LZAD2-2015 | Swingarm Bag Straight Smart Softail Brown | Brown | H -33, W -25, D - 13 (10L) | left |
| [O] LZAD2-2016 | Swingarm Bag Rounded Softail Black | Black | H -37/20, W - 34,5 D - 14 | left |
| [P] LZAD2-2017 | Swingarm Bag Rounded Softail Brown | Brown | H -37/20, W - 34,5 D - 14 | left |

Note: For saddlebag supports and mounting hardware check chapter 16 page 250-253

*Bottle not included. Can be purchased separately: LH2-10101







16
LEDRIE



5 FRAMEBAGS

Frame bags can be mounted on the frame anywhere.

| FRAME BAGS | | | | |
|------------------|-----------------------------|-------|-----------------------------------|--------------|
| Partnr | Name | Color | Size | Fitment side |
| [A] LZAD2-1074 | Framebag | Black | H - 35/20, W - 30 , D - 13 (11l) | left |
| [B] LZAD2-2021 | Framebag | Black | H - 35/20, W - 30 , D - 13 (11l) | left |
| [C] LZAD2-2021H* | Framebag with bottle holder | Black | H - 35/20, W - 30 , D - 13 (11l) | left |
| [D] LZAD2-2022 | Framebag | Brown | H - 35/20, W - 30 , D - 13 (11l) | left |
| [E] LZAD2-2023 | Framebag | Black | H - 27/16, W - 28 , D - 9, 5 (5l) | left |
| [F] LZAD2-2024 | Framebag | Brown | H - 27/16, W - 28 , D - 9, 5 (5l) | left |
| [G] LZAD2-2007 | Framebag | Black | H - 20, W - 28 , D - 10, 5 (5l) | right |

Note: For saddlebag supports and mounting hardware check page 250-253

*Bottle not included. Can be purchased separately: **LH2-10151**. Specific mounting brackets can be purchased separately from: Sportster '04 - '13 **LTDR7-7508**, Sportster '14 - up **LTDR7-7509**

6 TOOLBAGS

Toolbags can be used to bring necessary tools, without taking too much space

| TOOLBAGS | | | |
|----------------|------------------------|-------|-------------------------------|
| Partnr | Name | Color | Size |
| [A] LR0L2-1010 | Toolroll | Black | W - 30, D - 16 (6l) |
| [B] LR0L2-1016 | Toolroll square | Black | H - 10, W - 26, D - 12 (3l) |
| [C] LR0L2-1017 | Toolbag square | Brown | H - 10, W - 26, D - 12 (3l) |
| [D] LR0L2-1020 | Frontbag Black Leather | Black | H - 13, W -26, D - 8, 2 (5l) |
| [E] LSIS2-1004 | Sissybar Bag Leather | Black | H - 21, W - 16, D - 10 (3,5l) |

7 HOLDERS


Bottle holders can be mounted anywhere on your bike to bring along some extra gas or water

| BOTTLE HOLDER | | | |
|---------------|--|-------|------------------------------|
| Partnr | Name | Color | Bottle |
| [A] LH2-1010 | Leather Bottle holder for 1 Liter bottle | Black | [B] LH2-10101 (not included) |
| [A] LH2-1015 | Leather Bottle holder for 1,5 Liter bottle | Black | [B] LH2-10151 (not included) |

8 MOTOR SUITCASES

For longer trips or Holiday you can pack your stuff in these big cases. To be mounted on a luggage rack or to your sissybar on the passenger seat.

| SUITCASES | | | |
|----------------|----------------------------|-------|------------------------------|
| Partnr | Name | Color | Size |
| [A] LMOT2-1001 | Motor Suitcase small | Black | H - 26, W - 36, D - 26 (19l) |
| [B] LMOT2-1002 | Motor Suitcase medium | Black | H - 26, W - 43, D - 26 (23l) |
| [C] LMOT2-1003 | Motor Suitcase Large | Black | H - 26, W - 49, D - 26 (26l) |
| [D] LMOT2-1008 | Motor Suitcase Extra large | Black | H - 34, W - 60, D - 34 (54l) |





DECO

DIVERSEN

VARIOUS

VESTIMENTA OGGETTISTICA DIVERSES

1 HELMETLOK

The Biker must have. This Helmetlok secures your helmet/ jacket to your bike using your personal combination code

HL-4437 HelmetLok with Combination lock and cable (1pc), **HL-4102** Cable for Helmetlok, ***HL-4103** Counter display for 6Pcs. of Helmetlok (1Set)

*Note: Your dealer sells per piece

2 FACE MASK

Neoprene with velcro (1Pc.)

[A] 02-601 Skull man, [B] 02-602 Pin face, [C] 02-603 Tribal, [D] 02-604 Tribal, [E] 02-642 Grey Indian

3 FACE MASK

Cotton, chin cord and carbon filter (1Pc.)

02-620 Skull

4 BIKER SLEEVE

Multi purpose, can be used as turtle neck, cap, hoody, bandana etc. etc. (1Pc.)

[A] 02-630 Red Highway Hawk logo, [B] 02-631 Grey Highway Hawk logo, [C] 02-633 Psycho



4A



4B



4C





5 BELGOM MOTORCYCLE CLEANING PRODUCTS

Belgom motorcycle cleaning products, for several applications

For use on painted surfaces **P07-022*** Polish: Polishes and protects all painted surfaces 250ml (12Pcs.), **P07-023*** Paint cleaner: removes tough stains and revises colors/ paint gloss 500ml (6Pcs.)

For use on Aluminum and Chromed surfaces **P07-025*** Alu: polishes and protects all Aluminum parts 250ml (12Pcs.), **P07-027*** Wheel cleaner (250ml)**: cleans tough stains on Chrome and Alloy wheels, acid based (12Pcs.), **P07-028*** Wheel cleaner (500ml)**: cleans tough stains on Chrome and Alloy wheels, alkaline based (6Pcs.), **P07-030*** Chrome: cleans and protects all Chromed parts 250ml (12Pcs.), **P07-031*** Chrome (6Pcs.) & Alu (6Pcs.)

For use on leather products **P07-032*** Leather: restores and softens dried-out leather products 250ml (12Pcs.)

Engine degreaser **P07-036*** Engine degreasers: cleans and degreases the engine 500ml (6Pcs.)

* Note: Your dealer sells per piece

** Note: Belgom Velgen, not for use on powder coated wheels with defective varnish or on raw or anodized Aluminum wheels

6 WHITE WALL PAINT

C07-005 To create that classic white wall look. Enough to paint 2 tyres



5





7A



7C



7D



7B



7E



7 GOGGLE

Motorcycle Goggle in classic design (1set)

[A] 02-913 Red Baron with clear flat lenses, [B] 02-914 Red Baron with clear curved lenses, [C] 02-916 Dakota black with smoked lenses, [D] 02-917 Dakota black with smoked lenses, [E] 02-918 Dakota brown/with smoked lenses

8 SUNGLASSES

Motorcycle sunglasses complete with hard sponge to prevent draught and protective cloth bag (1set)

[A] 02-908 Straps with smoked lenses, [B] 02-906 Side arms with yellow lenses, [C] 02-950 Elastic straps and side-arms, yellow and blue lenses, black frame, 02-951 Elastic straps and side-arms, yellow and blue lenses, clear transparent frame

8A




8B



8C



8C (included lenses)





9A



9B



9C



9D



9E





9 BELTS AND BUCKLES

Belt

[A] 01-340 Real Leather Belt adjustable from 80 - 125cm

Buckles

[B] 01-3401 Buckle skull / gothic cross, [C] 01-3402 Buckle gothic cross
[D] 01-3404 Buckle king skull, [E] 01-3405 Buckle, skeletonfinger

10 CONCHO

Chrome, real leather (1Pc.)

05-016

11 WALLET

Real leather, black (1Pc.)

02-313

H - 95mm, L - 180mm



CONVERSION TABLE

MILLIMETERS TO INCHES

| mm | inch |
|-----|--------|
| 0.1 | 0.0039 |
| 0.2 | 0.0078 |
| 0.3 | 0.0118 |
| 0.4 | 0.0157 |
| 0.5 | 0.0197 |
| 0.6 | 0.0236 |
| 0.7 | 0.0275 |
| 0.8 | 0.0315 |
| 0.9 | 0.0354 |
| 1 | 0.0394 |
| 2 | 0.0787 |
| 3 | 0.1181 |
| 4 | 0.1575 |
| 5 | 0.1968 |
| 6 | 0.2362 |
| 7 | 0.2756 |
| 8 | 0.3149 |
| 9 | 0.3543 |
| 10 | 0.3937 |
| 11 | 0.4331 |
| 12 | 0.4724 |
| 13 | 0.5118 |
| 14 | 0.5512 |
| 15 | 0.5905 |
| 16 | 0.6299 |
| 17 | 0.6693 |
| 18 | 0.7086 |
| 19 | 0.7480 |
| 20 | 0.7874 |
| 21 | 0.8268 |
| 22 | 0.8661 |
| 23 | 0.9055 |
| 24 | 0.9449 |
| 25 | 0.9842 |
| 26 | 1.024 |
| 27 | 1.063 |
| 28 | 1.102 |
| 29 | 1.142 |
| 30 | 1.181 |
| 31 | 1.220 |
| 32 | 1.260 |
| 33 | 1.299 |
| 34 | 1.338 |
| 35 | 1.378 |

| mm | inch |
|----|-------|
| 36 | 1.417 |
| 37 | 1.456 |
| 38 | 1.496 |
| 39 | 1.535 |
| 40 | 1.575 |
| 41 | 1.614 |
| 42 | 1.653 |
| 43 | 1.693 |
| 44 | 1.732 |
| 45 | 1.772 |
| 46 | 1.811 |
| 47 | 1.850 |
| 48 | 1.890 |
| 49 | 1.929 |
| 50 | 1.968 |
| 51 | 2.008 |
| 52 | 2.047 |
| 53 | 2.086 |
| 54 | 2.126 |
| 55 | 2.165 |
| 56 | 2.205 |
| 57 | 2.244 |
| 58 | 2.283 |
| 59 | 2.323 |
| 60 | 2.362 |
| 61 | 2.401 |
| 62 | 2.441 |
| 63 | 2.480 |
| 64 | 2.519 |
| 65 | 2.559 |
| 66 | 2.598 |
| 67 | 2.638 |
| 68 | 2.677 |
| 69 | 2.716 |
| 70 | 2.756 |
| 71 | 2.795 |
| 72 | 2.834 |
| 73 | 2.874 |
| 74 | 2.913 |
| 75 | 2.953 |
| 76 | 2.992 |
| 77 | 3.031 |
| 78 | 3.071 |
| 79 | 3.110 |

INCHES TO MILLIMETERS

| inch | mm |
|-------|--------|
| 0.001 | 0.025 |
| 0.002 | 0.051 |
| 0.003 | 0.076 |
| 0.004 | 0.102 |
| 0.005 | 0.127 |
| 0.006 | 0.152 |
| 0.007 | 0.178 |
| 0.008 | 0.203 |
| 0.009 | 0.229 |
| 0.010 | 0.254 |
| 1/64 | 0.397 |
| 0.020 | 0.508 |
| 0.030 | 0.762 |
| 1/32 | 0.794 |
| 0.040 | 1.016 |
| 0.050 | 1.270 |
| 0.060 | 1.524 |
| 1/16 | 1.588 |
| 0.070 | 1.778 |
| 0.080 | 2.032 |
| 0.090 | 2.286 |
| 0.1 | 2.540 |
| 1/8 | 3.175 |
| 3/16 | 4.762 |
| 0.2 | 5.080 |
| 1/4 | 6.350 |
| 0.3 | 7.620 |
| 5/16 | 7.938 |
| 3/8 | 9.525 |
| 0.4 | 10.160 |
| 7/16 | 11.112 |
| 1/2 | 12.700 |
| 9/16 | 14.288 |
| 0.6 | 15.240 |
| 5/8 | 15.875 |
| 11/16 | 17.462 |
| 0.7 | 17.780 |
| 3/4 | 19.050 |
| 0.8 | 20.320 |
| 13/16 | 20.638 |
| 7/8 | 22.225 |
| 0.9 | 22.860 |
| 15/16 | 23.812 |
| 1 | 25.40 |

| inch | mm |
|---------|-------|
| 11/16 | 26.99 |
| 1.1 | 27.94 |
| 1 1/8 | 28.57 |
| 1 3/16 | 30.16 |
| 1.2 | 30.48 |
| 1 1/4 | 31.75 |
| 1.3 | 33.02 |
| 1 5/16 | 33.34 |
| 1 3/8 | 34.92 |
| 1.4 | 35.56 |
| 1 7/16 | 36.51 |
| 1 1/2 | 38.10 |
| 1 9/16 | 39.69 |
| 1.6 | 40.64 |
| 1 5/8 | 41.27 |
| 1 11/16 | 42.86 |
| 1.7 | 43.18 |
| 1 3/4 | 44.45 |
| 1.8 | 45.72 |
| 1 13/16 | 46.04 |
| 1 7/8 | 47.62 |
| 1.9 | 48.26 |
| 1 15/16 | 49.21 |
| 2 | 50.80 |
| 2 1/16 | 52.39 |
| 2.1 | 53.34 |
| 2 1/8 | 53.97 |
| 2 3/16 | 55.56 |
| 2.2 | 55.88 |
| 2 1/4 | 57.15 |
| 2.3 | 58.42 |
| 2 5/16 | 58.74 |
| 2 3/8 | 60.32 |
| 2.4 | 60.96 |
| 2 7/16 | 61.91 |
| 2 1/2 | 63.50 |
| 2 9/16 | 65.09 |
| 2.6 | 66.04 |
| 2 5/8 | 66.67 |
| 2 11/16 | 68.26 |
| 2.7 | 68.58 |
| 2 3/4 | 69.85 |
| 2.8 | 71.12 |
| 2 13/16 | 71.44 |

| inch | mm |
|---------|--------|
| 2 7/8 | 73.02 |
| 2.9 | 73.66 |
| 2 15/16 | 74.61 |
| 3 | 76.20 |
| 3 1/16 | 77.79 |
| 3 1 | 78.74 |
| 3 1/8 | 79.37 |
| 3 3/16 | 80.96 |
| 3.2 | 81.28 |
| 3 1/4 | 82.55 |
| 3.3 | 83.82 |
| 3 5/16 | 84.14 |
| 3 3/8 | 85.72 |
| 3.4 | 86.36 |
| 3 7/16 | 87.31 |
| 3 1/2 | 88.90 |
| 3 9/16 | 90.49 |
| 3.6 | 91.44 |
| 3 5/8 | 92.07 |
| 3 11/16 | 93.66 |
| 3.7 | 93.98 |
| 3 3/4 | 95.25 |
| 3.8 | 96.52 |
| 3 13/16 | 96.84 |
| 3 7/8 | 98.42 |
| 3.9 | 99.06 |
| 3 15/16 | 100.01 |
| 4 | 101.6 |
| 4 1/16 | 102.19 |
| 4.1 | 104.14 |
| 4 1/8 | 104.77 |
| 4 3/16 | 106.36 |
| 4.2 | 106.68 |
| 4 1/4 | 107.95 |
| 4.3 | 109.22 |
| 4 5/16 | 109.54 |
| 4 3/8 | 111.12 |
| 4.4 | 111.76 |
| 4 7/16 | 112.71 |
| 4 1/2 | 114.30 |
| 4 9/16 | 115.89 |
| 4.6 | 116.84 |
| 4 5/8 | 117.47 |
| 4 11/16 | 119.06 |

FITMENT GUIDE FOR REPLACEMENT BULBS AND LENSES

| ARTICLE CODE | REPLACEMENT BULB* | REPLACEMENT LENS | ARTICLE CODE | REPLACEMENT BULB* | REPLACEMENT LENS | ARTICLE CODE | REPLACEMENT BULB* | REPLACEMENT LENS |
|--------------|-------------------|------------------|--------------|-------------------|------------------|--------------|-------------------|------------------|
| 68-0602 | | 68-33641 | 68-222 | 68-414 | | 68-5009 | 68-413 | 68-50091 |
| 68-106 | | 68-1061 | 223-333 | | 226-090 | 68-5061 | 68-418 | 68-5064 |
| 68-1060 | | 68-1062 | 223-337 | | 226-090 | 68-5062 | 68-418 | 68-5064 |
| 68-106DB | | 68-1061 | 68-2580 | 68-411 | | 68-5070 | 68-412 | 68-5072 |
| 68-127 | | 68-134 | 68-3121 | | 68-3122 | 68-5071 | 68-412 | 68-5072 |
| 68-130 | | 68-1310 68-131 | 68-313 | 68-414 | 68-3122 | 68-5081 | 68-418 | |
| 68-130E | | 68-1310 | 68-314 | 68-414 | 68-3122 | 68-5082 | 68-418 | |
| 68-133E | | 68-1310 | 68-3185 | | 68-3191 | 68-50910 | 68-418 | 68-50900 |
| 68-1301 | 68-1311 | 68-131 | 68-319 | 68-414 | 68-3191 | 68-50920 | 68-418 | 68-50900 |
| 68-1303 | | 68-1310 | 68-332 | 68-414 | 68-3321 | 68-601 | 68-602 | |
| 68-1333 | | 68-1310 | 68-333 | 68-414 | 68-3331 | 68-7001 | 68-411 | 68-70020 |
| 68-133 | 68-1311 | 68-131 | 68-3362 | 68-414 | 68-3363 | 68-7002 | 68-411 | 68-70020 |
| 68-1331 | 68-1311 | 68-131 | 68-337 | 68-414 | 68-3331 | 68-7022 | 68-411 | 68-70200 |
| 68-143 | 68-147 | | 68-340 | 68-414 | | 68-7024 | 68-411 | 68-70200 |
| 68-1432 | | 68-134 | 68-400 | 68-555 | | 68-7028 | 68-411 | 68-70200 |
| 68-202272 | 68-411 | | 68-4971 | 68-413 | | 68-9202 | | 68-92001 |
| 203-316 | 68-411 | | 68-4991 | 68-412 | | 68-9285 | 68-411 | |
| 203-335 | 68-411 | | 68-4992 | 68-412 | 68-511 | | | |
| 203-339 | 68-411 | | 68-5001 | 68-413 | 68-535 | | | |

* Dealer buys per 10Pcs, your dealer sells per piece