



72" PRO-S SERIES PLOW BLADE

Installation Manual

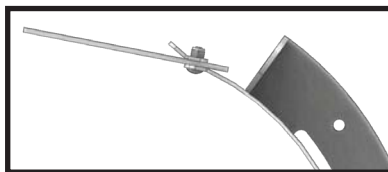
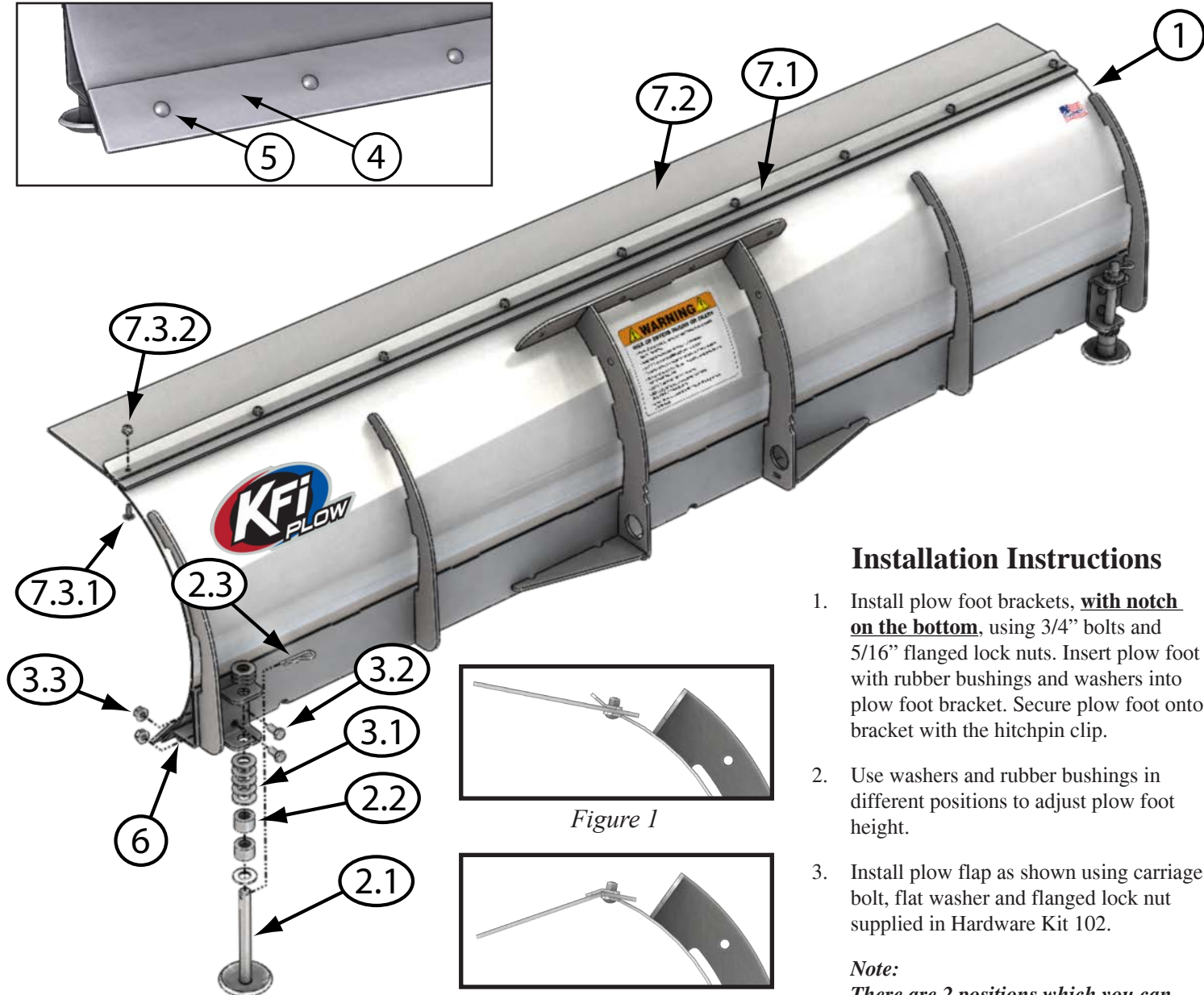
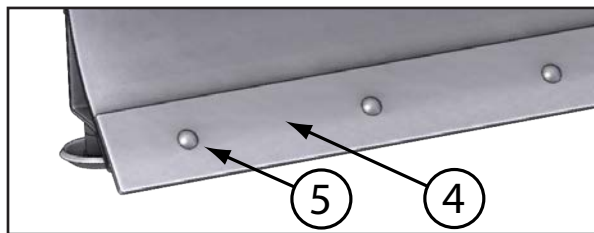


Figure 1




Figure 2

Installation Instructions

1. Install plow foot brackets, **with notch on the bottom**, using 3/4" bolts and 5/16" flanged lock nuts. Insert plow foot with rubber bushings and washers into plow foot bracket. Secure plow foot onto bracket with the hitchpin clip.
2. Use washers and rubber bushings in different positions to adjust plow foot height.
3. Install plow flap as shown using carriage bolt, flat washer and flanged lock nut supplied in Hardware Kit 102.

Note:

There are 2 positions which you can install the edge trim as shown in Figures 1&2.

Wear bar will come pre-installed on all blades.

105072 PARTS LIST

ITEM	PART#	DESCRIPTION	QTY.
1	105243	KFI 72" STRAIGHT BLADE	1
2	105170	SKID KIT	1
2.1	105007	PLOW FOOT	2
2.2	P800244	RUBBER BUSHING	4
2.3	P800342	HITCHPIN CLIP	2
2.4	105006	PLOW FOOT BRACKET	2
3	HK-103	SKID HARDWARE KIT	1
3.1	FW-SAE-ZP-0625	5/8 FLAT WASHER, SAE, STEEL, ZINC PLATED	18
3.2	HC-G5-ZP-0375-16-0_75	3/8-16 X 3/4 HEX CAP SCREW, STEEL, ZINC PLATED	4
3.3	HNFL-ZP-0375-16	3/8-16 HEX FLANGE LOCK NUT, ZINC PLATED	4

ITEM	PART#	DESCRIPTION	QTY.
4	105184	KFI 72" WEAR BAR	1
5	CB-ZP-0313-18-1_00	5/16-18 X 1.00 CARRIAGE BOLT, STEEL, ZINC	9
6	HNFL-ZP-0313-18	5/16-18 HEX FLANGE LOCK NUT, ZINC PLATED	9
7	105290	72" PLOW FLAP KIT	1
7.1	105292	72" EDGE STRIP	1
7.2	105291	72" RUBBER FLAP	1
7.3	HK-102	HARDWARE KIT	1
7.3.1	CB-ZP-0250-20-0_75	1/4"-20 X 3/4" CARRIAGE BOLT, STEEL, ZINC PLATED	9
7.3.2	HNNL-ZP-0250-20	1/4"-20 HEX NYLOCK NUT, ZINC PLATED	9



2 Year Limited Warranty

Kappers Fabricating, Inc. (KFI) warrants to the original purchaser that the product is free from defects in materials and workmanship for a period of two (2) years from the original date of purchase. We will repair or replace, at our discretion, parts found to be defective due to materials or workmanship. This warranty is subject to the following limitations and exclusions:

Commercial Use: The warranty period for any product used for commercial or rental is limited to ninety (90) days from the date of original purchase.

Limitations: This warranty applies only to products which have been properly assembled, adjusted, and operated in accordance with the instructions contained within this manual. This warranty does not apply to any product of Kappers Fabricating, Inc. that has been subject to alteration, misuse, abuse, improper assembly or installation, or shipping damage.

Exclusions: Excluded from this warranty are normal wear, normal adjustments, and normal maintenance.

THIS WARRANTY DOES NOT APPLY TO ANY INCIDENTAL OR CONSEQUENTIAL DAMAGES AND ANY IMPLIED WARRANTIES ARE LIMITED TO THE SAME TIME PERIODS STATED HEREIN FOR ALL EXPRESSED WARRANTIES.

THE WARRANTY SET FORTH ABOVE IS THE ONLY WARRANTY. THERE ARE NO OTHER WARRANTIES, EXPRESS OR IMPLIED, INCLUDING BUT NOT LIMITED TO IMPLIED WARRANTIES OF MERCHANTABILITY OR FITNESS FOR A PARTICULAR PURPOSE.

Some states do not allow the exclusion of implied warranties or the exclusion or limitation of liability for incidental or consequential damages, or limitations on how long an implied warranty lasts, so the above limitation or exclusion may not apply to you. This warranty gives you specific legal rights. You may also have other rights that vary from state to state.

In the event you have a claim under this warranty, contact KFI's Technical Service and KFI will troubleshoot any issue via phone or e-mail. If the problem is not corrected by this method, KFI will, at its option, authorize evaluation, repair or replacement of the defective part or component at a KFI Service Center. KFI will provide you with a case number for warranty service. Please keep it for future reference. Repairs or replacements without prior authorization, or at an unauthorized repair facility, will not be covered by this warranty.