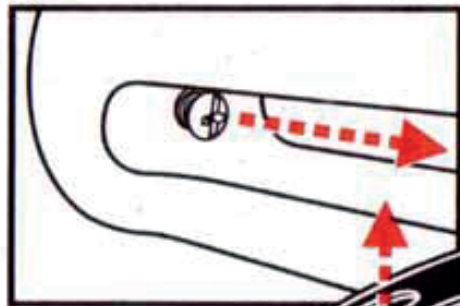





# MOTORCYCLE ALARMED DISC-LOCK BATTERY REPLACEMENT



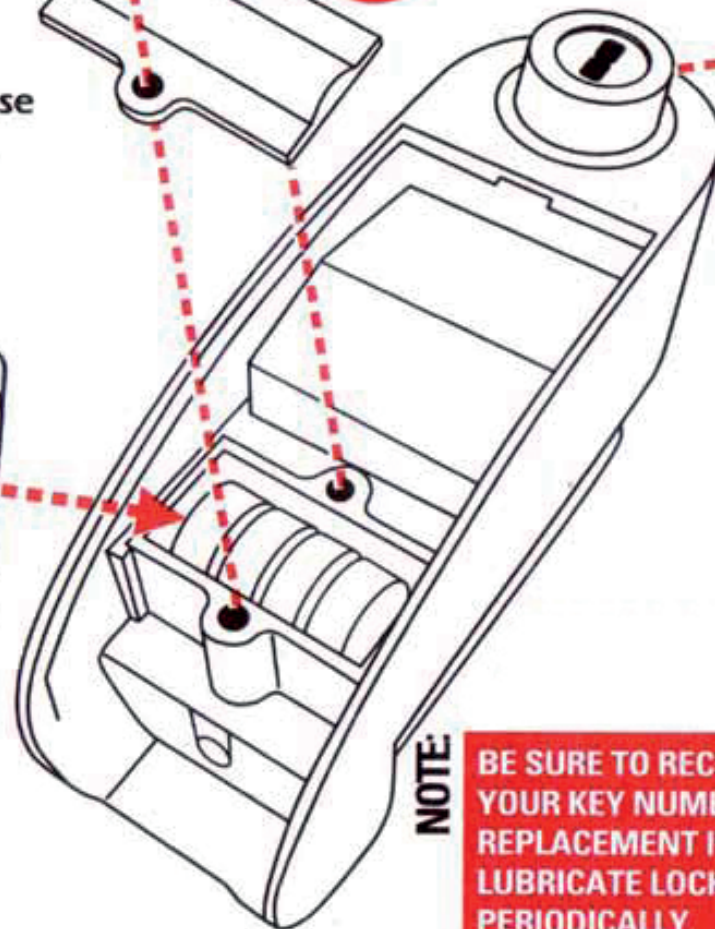
**1** Turn off alarm by unlocking disc-lock. Remove single screw as shown and lift off lock cover to expose battery case.



**2** Remove battery case cover as shown.



**3** Replace batteries with 4-AG13 button batteries.



**NOTE:**

BE SURE TO RECORD YOUR KEY NUMBER FOR REPLACEMENT IF LOST. LUBRICATE LOCK PERIODICALLY.

**MODEL #**

**TAL88 & TAL88YL**

**TRIMAX™** IS A DIVISION OF: **WYERS™**  
Products Group, Inc.