



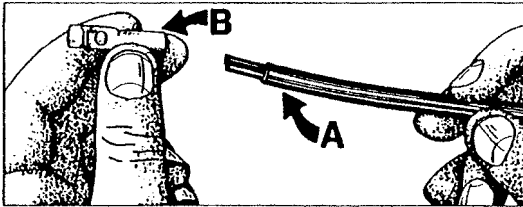
**WARN  
INDUSTRIES**

12900 SE CAPPS ROAD  
CLACKAMAS OR 97015 USA

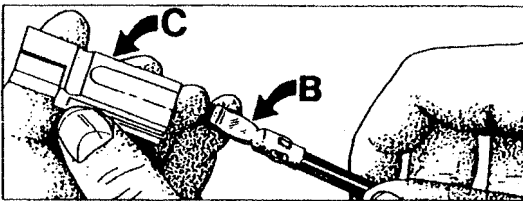
LITHO U.S.A.

22682 REV. BØ

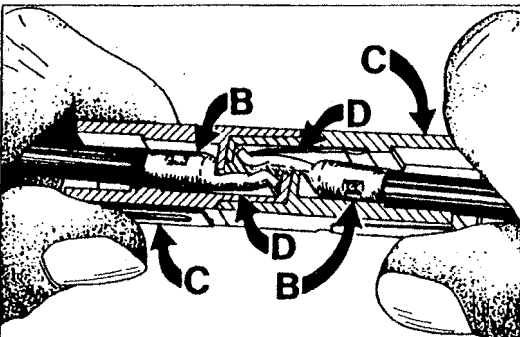
## INSTALLATION INSTRUCTIONS POWER LEAD QUICK DISCONNECTS



1. STRIP OFF SUFFICIENT AMOUNT OF INSULATION FROM CABLE (A) TO ALLOW EXPOSED WIRE TO REACH BOTTOM OF HOLE IN SILVER PLATED CONTACT (B).
2. FULLY INSERT EXPOSED CABLE END INTO SILVER PLATED CONTACT, AND CRIMP OR SOLDER CONTACT ON TO CABLE.



3. OBSERVING PROPER POLARITY, PLACE CONTACT (B) IN PLASTIC HOUSING (C) WITH NOTCHED SIDE OF CONTACT TONGUE NEXT TO SPRING (D) AND PUSH CABLE INTO HOUSING UNTIL CONTACT SNAPS OVER END OF SPRING. TUG SLIGHTLY ON CABLE TO INSURE CONTACT IS LOCKED IN PLACE.



Shop the largest selection of reliable winches & accessories in our online store.